

MEDIA GUIDE



1995 SCHEDULE

PRESEASON

DATE	OPPONENT	TIME
Sat., Aug. 5	ARIZONA	7:00 PM
Sat., Aug. 12	Washington (Knoxville)	7:00 PM
Sat., Aug. 19	SAN DIEGO	7:30 PM
Sat., Aug. 26	DALLAS (San Antonio)	7:00 PM

REGULAR SEASON

Sun., Sept. 3	at Jacksonville	NOON
Sun., Sept. 10	PITTSBURGH	NOON
Sun., Sept. 17	CLEVELAND	NOON
Sun., Sept. 24	at Cincinnati	3:00 PM
Sun., Oct. 1	JACKSONVILLE	3:00 PM
Sun., Oct. 8	at Minnesota	NOON
Sun., Oct. 15	BYE WEEK	
Sun., Oct. 22	at Chicago	NOON
Sun., Oct. 29	TAMPA BAY	3:00 PM
Sun., Nov. 5	at Cleveland	NOON
Sun., Nov. 12	CINCINNATI	NOON
Sun., Nov. 19	at Kansas City	7:00 PM
Sun., Nov. 26	DENVER	3:00 PM
Sun., Dec. 3	at Pittsburgh	NOON
Sun., Dec. 10	DETROIT	NOON
Sun., Dec. 17	N.Y. JETS	NOON
Sun., Dec. 24	at Buffalo	NOON

All starts are Central time

Home Games: Blue Road Games: Red

ABOUT THE COVER: Photographs for the cover were taken Gerald Gallegos...Artistic blending provided by Technigrafiks. **COVER DESIGN** provided by Scott Ligon, Larry Rogers, and Richard Valdez. **ABOUT THE BOOK:** Compiled, edited, designed, and written by Dave Pearson, Bob Schranz, Angela Blakeney, Paul Grabowski, Marcella Vaughan, and Todd Fedewa. **PHOTO CREDITS:** Bill Baptist, Gerald Gallegos, and Lou Witt. Printing and production provided by Technigrafiks. **SPECIAL THANKS TO: JOHN BREEN, JACK CHERRY, DAN DOWNS, BOB HYDE, MIKE McCLURE, JIM McLEMORE, CHIP NAMLIAS, JACK SCOTT, AND GREGG STENGEL ALL FORMER DIRECTORS OF PUBLIC AND/OR MEDIA RELATIONS.**

TRUE VALUE HARDWARE

NFL MAN OF THE YEAR AWARD

In 1995, True Value Hardware will present the NFL Man of the Year award. This award, presented annually to the player who exemplifies excellence on the field and in his community, is one of the highest honors an NFL player can receive.

Each NFL team presents three finalists from which one team honoree is selected. These 30 team finalists are then considered for the final award which is presented in January. Past honorees have included Warren Moon from the Oilers in 1991.

The True Value Hardware Man of the Year program will be featured throughout the fall in ESPN's NFL broadcasts, through an extensive national print campaign, and the program will conclude with the awards ceremonies televised by ESPN just prior to the Super Bowl.

INDEX

BIOGRAPHIES

K.S. "Bud" Adams, Jr.	3-4
Assistant Coaches/College Scouting/ Administrative/Team Staff/Staff Photos	14-34
Draft Choices	125-134
Jeff Fisher	12-13
Mike Holovak	9
Late Signings	311
Don MacLachlan	10
Mike McClure	6
Floyd Reese	5
Thomas S. Smith	8
Scott L. Thompson	7
Steve Underwood	11
Veterans	41-121

GAME-BY-GAME

1994 Regular Season Game Summaries	148-161
Playoff Summaries	220-228

GENERAL

All-Time Draft	135-139
Astrodome	303
Alamodome	304
Club Directory	2
Covering the Oilers	301-302
Hall of Fame Oilers	122-124
Historical Highlights	229-242
Length of Service	275
Media Information	300
1995-96 Key Dates	34
1995 Opponents	309
1995 Schedule	Inside Front Cover
Oiler Honors (All-Time)	260-262
Oilers in Overtime	245-246
Origin of the Oilers, Pronunciation Guide	35
Preseason TV	299
Pro Bowl Oilers	258-259
Producing the Oilers	140
Radio Network	298
Retired Jerseys	123-124
Ticket Information	308
Trinity University	304

NFL

1994 Final Standings	180
1995 NFL Schedule	305-307

RESULTS

All-Time Preseason Scores	180-214
Composite Records	219
Oilers vs. the NFL	215-219
Year-by-Year Review	180-214

ROSTERS

All-Time Roster	142-146
Depth Chart	40
First-Year Roster	38-39
Numerical Roster	38-39
Veteran Roster	36-37

STATISTICS

All-Time Coaches' Records	288
Attendance	251-252
Consecutive Victories and Losses	250-251
Home/Away Records	248
Hot 'n' Cold Oilers	249-250
Individual Records	277-283
Last Time	243-244
Month-by-Month	249
1994 Season Statistics	162-178
1994 Superlatives, Team Highs and Lows	167-168
Opponent Individual Records	288-290
Playoff Individual Records	291-294
Playoff Team Records	295-296
Prime Time Oilers	248-249
Tackle/Sack Leaders	256-257
Team Records	284-287
Ten Largest Margins	250
Top Performances	263-270
Top Tens (Career & Season)	272-275
Year-by-Year Leaders	253-257
Year-by-Year Offense, Defense	247

OILER DIRECTORY

ADMINISTRATIVE OFFICE

6910 Fannin Street
Lower Level
Houston, TX 77030
(713) 797-9111

PRACTICE FACILITY

2727 El Camino
Houston, TX 77054

ADMINISTRATION

Owner/Chairman of the Board/PresidentK.S. "Bud" Adams, Jr.
Executive Vice-President/General ManagerFloyd Reese
Executive Vice-President/AdministrationMike McClure
Executive Vice-President/FinanceScott L. Thompson
Executive Assistant to the Owner/Chrm. of the Board/Pres.Thomas S. Smith
Vice-President/Player Personnel and ScoutingMike Holovak
Senior Vice-President/Marketing and BroadcastingDon MacLachlan
Vice-President/General CounselSteve Underwood
Director of Business OperationsLewis Mangum
Director of Media Relations and ServicesDave Pearson
Director of Public and Community RelationsRod St. Clair
ControllerJackie Curley
Director of Accounting ServicesMarilan Logan
Director of Ticket Administration and ServicesMike Mullis
Assistant Ticket ManagerRalph Stolarski
Director of SecurityGrady Sessums
Director of Player RelationsWillie Alexander
Director of City, State and Governmental AffairsDavid Lang
Director of Computer ServicesSteve Reese
Marketing/Broadcasting AssistantStuart Spears
Assistant Director of Media Relations and ServicesBob Schranz
Asst. Director of Business Operations/Publications Coor.Paul Grabowski
Asst. to Director of Ticket Administration and ServicesBill Wainwright
Administrative Assistant to General ManagerJoyce Bailey
Administrative Assistant/Media RelationsAngela Blakeney
Accounting ServicesShannon Elliott, Lorraine Smith
Director of Derrick DollsCindy Villarreal-Hughes
Ticket Office StaffStan Hanus, Karl Walker
Director of Office and Postal ServicesJohn Kelley

TEAM STAFF

Head CoachJeff Fisher
Assistant Coaches
Offensive LineLarry Brightol
Offensive Assistant/Passing GameDick Coury
Offensive Assistant/Quality ControlMike Munchak
Defensive LineRex Norris
Defensive Assistant/Quality ControlClancy Pendergast
Defensive BacksRod Perry
Special TeamsRuss Purnell
Offensive CoordinatorJerry Rhome
Defensive CoordinatorSteve Sidwell
Running BacksSherman Smith
Wide Receivers/Tight EndsLes Steckel
Strength and RehabilitationSteve Watterson
LinebackersGregg Williams
Minority Intern CoachTrooper Taylor
Director of Pro PersonnelRich Snead
College Area Scouts: ..Ray Biggs, C.O. Brocato, Glenn Cumbee, Dub Fesperman
Administrative AssistantChris Landry
Head TrainerBrad Brown
Assistant TrainersDon Moseley, Geoff Kaplan
Equipment ManagerDan Murray
Equipment AssistantsJoe Dugger, Bill Lackey, Paul Noska
Videotape CoordinatorKen Sparacino
Videotape AssistantJoe Malota
Team PhotographerBill Baptist
Team PhysiciansDr. James Bocell, Jr., Dr. Walter Lowe,
Dr. James Muntz
Team DentistDr. Joseph Morgan

SECRETARIAL STAFF

To Owner/Chairman of the Board/PresidentLinda Bell, Cindy Eaton,
Wilma Rugeley
To Executive Vice-President/AdministrationBrenda Merrill
To Executive Vice-President/FinanceShelly Grover-Pletscher
To Vice-President/General CounselJorene Martin
To Executive Assistant to the Owner/Chrm. of Board/Pres.Pam Finnernan
To Head CoachLynda Greer
To Director of Ticket Administration and ServicesLois Royster
ReceptionistsJennifer Koroleski, Tina Manuel

K.S. "BUD" ADAMS, JR.

Owner/Chairman of the Board/President



One of Texas' premier business leaders, K.S. "Bud" Adams, Jr., brought professional sports to the Gulf Coast when he founded the Houston Oilers football team. The hard-working and aggressive Adams helped co-found the American Football League (AFL) on August 3, 1959, when the Oilers and the Dallas Texans became the first two major league sports franchises in the state of Texas.

Adams' first love, his Houston Oilers, is a team rich in tradition and pride. The Oilers have been in the playoffs a total of 15 times during their 35-year history, and Adams was the leading force in performing miracles during the early years of the AFL. He is Chairman of the NFL's Finance Committee and the Audit Sub-Committee. In addition, he also serves on the following NFL committees: Realignment, Hall of Fame and International. Adams is one of eight Trustees to the NFL Trust.

Adams' Oilers were the dominant team during the early 1960's, winning championships in 1960 and 1961, finishing second in 1962, and making the playoffs in 1967, 1969, 1978, 1979, 1980, 1987, 1988, 1989, 1990, 1991, 1992, and in 1993. In fact, the Oilers' streak of seven consecutive playoff appearances (1987-93) was the longest streak in the NFL during that time span. In 1991, Adams' Oilers captured their first-ever AFC Central Division Championship, and the club was a repeat champion in '93.

Adams' interest in sports was first displayed while attending Culver Military Academy where he earned letters in football, basketball and baseball. Upon graduation from Culver, Adams attended Menlo College in California, lettering in both rugby and football. Adams then transferred to the engineering school at the University of Kansas where he also lettered in football for the Jayhawks. During his days at KU, Adams began his loyal affiliation with Sigma Chi fraternity.

Adams, a native of Bartlesville, Oklahoma, served in the U.S. Naval Reserve during World War II and was stationed aboard a PAC-Fleet carrier unit where he served as an aviation engineering officer. Prior to his discharge in 1946, Lt. jg. Adams served as an aide in the U.S. Navy's Congressional Liaison Office in Washington.

Truly a "man for all seasons," Adams has parlayed a 1946 chance stop in Houston, resulting from fog which grounded his plane, into a highly successful and diversified business empire which ranks him among the better known and prominent businessmen in the country.

Adams incorporated ADA Oil Company, which was a forerunner of the publicly-held American Stock Exchange-listed Adams Resources & Energy, Inc., an energy company engaged in oil and gas exploration, crude oil marketing, intrastate and interstate petrochemical trucking, and wholesale and retail marketing of petroleum products. Adams' diverse business interests include extensive farming and ranching in California and Texas, cattle breeding, cattle feeding, real estate, automobile dealerships and leasing, a travel agency, western art, and Indian artifacts.

During his early business career, Adams was an avid sponsor of amateur and AAU teams in basketball and softball. His ADA Oilers were a perennial power in the National Industrial Basketball League in the '50s, capturing third place in the national AAU tournament in 1956. His interest in sports has been further manifested by past ownership participation in professional baseball, basketball and boxing.

The unknown side of Bud Adams is his charitable and philanthropic activities that are most often anonymous. Most recently, Adams created and donated the Houston Oilers Most Valuable Student Award, a four-year, College Scholarship to be given annually to a deserving student (selected by committee) in the Houston Independent School District. The 1995 recipient was Gerardo Ramirez from Furr High. Ramirez will attend the University of Houston and pursue a degree in mathematics.

Very active in national, state and local programs, Adams is on the Board of Directors of the Cherokee Indian National Historical Society; the Board of Governors of the Sigma Chi Fraternity Foundation; the Board of Trustees of the Pro Football Hall of Fame in Canton, Ohio; the Board of Directors of the Boy Scouts of America, Sam Houston Area Council; the Board of Directors of The Hundred Club of Houston; the Board of Trustees of the Culver Educational Foundation; and is a Lifetime Director of the Houston Livestock Show and Rodeo. Adams also spearheaded the drive for construction and operation of the Houston Ronald McDonald House.

Adams has received numerous awards through the years. He was inducted into the Culver Academy's Athletic Hall of Fame in the inaugural class in May of 1994. In June, 1991, he was given the Order of Constantine from Sigma Chi which is the highest honor that fraternity can bestow. In February, 1990, he was given Sigma Chi Foundation's Semi-Centennial Award. In January of 1988, he received the prestigious "Golden Buckle Award" by the Greater Houston Convention and Visitor's Bureau, symbolizing "outstanding promotion of Houston as a premiere destination." In addition, in October, 1987, Adams was recognized with the Distinguished American Award, presented jointly by the Houston Chapter of the National Football Hall of Fame and the Houston Athletic Committee (Chamber of Commerce). Other noteworthy honors bestowed upon Adams in the past have included "Houston Salesman of the Year" in 1960 from the Houston Sales Association; "Mr. Sportsman" in 1961 by the Interfaith Charity Group; "Significant Sig" in 1963 by Sigma Chi Fraternity; "Westerner of the Year" in 1969 by the Houston Farm and Ranch Club; "Distinguished Alumnus" in 1980 from the California Community and Junior College Association; Culver Military Academy's "Man of the Year" in 1981; Financial World Magazine's 1981 "Outstanding Chief Executive Officer"; and "King Capon" in 1983 from Bill Williams' annual Capon Charity Dinner, Inc.

Bud and his wife Nancy have two daughters (Susie, Amy) and six grandchildren, with a seventh expected in July.



Adams brought pro sports to the Gulf Coast in '59.

FLOYD REESE

Executive Vice-President/General Manager



On Jan. 27, 1994, Floyd Reese was named Executive Vice-President/General Manager for the Oilers. In his position, Reese is responsible for all aspects of the Oilers' football operations, including player personnel, scouting and contract negotiations. Reese has spent the last 21 years in professional football, working with four different organizations in capacities ranging from strength and conditioning, to his present position of Executive Vice-President/General Manager. "I've done everything in this league except be a head coach," said Reese. "Football is all I have ever done."

During this past off-season, he aided in Jeff Fisher's selection as the 15th head coach of the Oilers and his coaching staff, and coordinated all aspects of the team's National Football League draft and free agency. Prior to last season, he had served as Houston's Assistant General Manager since 1990.

Before joining the Oilers' front office, Reese served as Houston's linebackers coach for four years. In 1989, three of the club's top four tacklers were from Reese's group, and in '88, the team's top three tacklers were all linebackers.

A native of Springfield, Missouri, Reese played linebacker at UCLA from 1966-69, and played professionally for one season (1970) as a defensive lineman for the Montreal Alouettes of the CFL. Following his stint in Montreal, Reese began his coaching career at Liberty Union High School in Brentwood, California. He then returned to his alma mater in Westwood as an assistant coach, remaining with the Bruins from 1971-73. Reese ended the collegiate coaching portion of his career with one season at Georgia Tech in 1974.

From 1975-77, Reese was the strength and conditioning coach for the Detroit Lions. After his term with the Lions, Reese joined the San Francisco 49ers for one season (1978) before being added to Bud Grant's staff as linebackers and special teams coach for the Minnesota Vikings in 1979. He served in that role until 1984 when he was elevated to the title of Defensive Coordinator under then-Head Coach Les Steckel. Again under Grant in '85, he reassumed the duties of linebackers coach.

Reese is a member of both the UCLA Athletic Hall of Fame and the Liberty Union High School Hall of Fame. Born Aug. 8, 1948, Floyd and his wife Sally (4/3/72) have two sons, Jeremy (9/19/76) and Sean (5/16/80), and reside in Sugar Land, Texas.

MIKE McCLURE

Executive Vice-President/Administration



Mike McClure's tenure with the Houston Oilers is spread over nine years, 1979-1981 and 1989-1995. In those nine seasons, the Oilers have qualified for the playoffs eight times.

He's one of a handful of people who've served in top level executive capacities in three major professional sports (NFL, MLB, NBA).

McClure reports directly to Oilers' owner K.S. "Bud" Adams, Jr., and is responsible for the non-football business operations of the franchise. He has negotiated long-term local radio and television contracts for the Oilers and spearheaded the Oilers' training camp move to San Antonio's Trinity University. He recently concluded discussions with the Alamodome and the Dallas Cowboys for the playing of the annual Governor's Cup game in the San Antonio facility in 1995, 1996 and 1997.

Much of McClure's responsibilities fall in the area of strategic planning, and he has been Adam's point man on planning for a new playing facility for the team after the expiration of the current lease at the Astrodome in 1997.

Following six years in private business, McClure entered the sports field in 1970 as Director of the Big Ten Conference Service Bureau. In 1973, he joined the NBA's Chicago Bulls as Director of Public Relations and Marketing.

In 1979, McClure joined the Oilers as Vice-President of Marketing and Public Relations. He conceived and administered the Oilers' "Luv Ya Blue!" promotion which has been hailed as one of the most successful in sports history.

McClure went to the Chicago White Sox in 1981 as Vice-President of Marketing and in 1983 the White Sox became the first baseball team in Chicago history to draw 2 million fans. In 1983 and 1986, he was honored by Major League Baseball with the coveted Team Marketing Excellence Award and is the only two-time recipient.

He was elevated to Senior Vice-President of Marketing and Broadcasting in 1987 and played a key role in the planning and construction of the new Comiskey Park. He also served on the Board of Directors of Major League Baseball Properties.

McClure has received numerous professional and community awards, is a Significant Sig of Sigma Chi Fraternity, and serves on the Alumni Board of Trustees of his alma mater, DePauw University in Greencastle, Indiana. He also serves on the Board of Directors of the Houston Convention and Visitors Bureau.

Mike and his wife, Brenda, have two grown sons (Michael 28, Matthew 25) and reside in Sugar Land, Texas.

SCOTT L. THOMPSON

Executive Vice-President/Finance



Scott L. Thompson joined the Oilers on Sept. 9, 1991, as the team's Executive Vice-President/Finance. In that role, Thompson reports directly to Oiler Owner/President K.S. "Bud" Adams, Jr. In addition to his Oiler duties, Thompson also serves as the Executive Vice-President of Operations and Finance for KSA Industries, the Oilers' parent company.

Thompson's responsibilities with the Oilers comprise of all financial aspects of the team's operations, including monitoring treasury, accounting and financial reporting functions. Additionally, Thompson is responsible for the company's investments, dealings and negotiations with financial institutions, electronic data processing, salary cap accounting and player insurance, which is obtained primarily through Lloyd's of London.

Thompson serves on the Board of Directors of Adams Resources & Energy Inc., a public company engaged in oil and gas exploration, crude oil marketing and commercial carrier tank trucking. He also serves on the Board of Crisis Intervention of Houston Inc., a United Way agency, which is dedicated to serving people in crisis through intervention, education, training and referrals.

Prior to joining the Oilers, Thompson was with Arthur Andersen & Co., a world-wide accounting and consulting firm. While with Arthur Andersen, Thompson's main areas of concentration were banking, real estate and sports industries. Additionally, he was heavily involved in business acquisitions and restructuring.

A native of Fort Worth, Thompson graduated Magna Cum Laude from Stephen F. Austin University where he was actively involved as a member of the Sigma Chi Fraternity. Scott and his wife, Vanessa, reside in Jersey Village with their son, Brandon, and daughter, Samantha.

THOMAS S. SMITH

***Executive Assistant to the Owner/
Chairman of the Board/President***



Thomas S. Smith currently serves as the Executive Vice-President and Chief Operating Officer of KSA Industries, the parent company of the Houston Oilers. In addition to that post, Smith is also the Executive Assistant to K.S. "Bud" Adams, Jr. Smith is involved with the long-range planning for the Oilers' organization and his responsibilities include serving as a liaison in the club's day-to-day operation for Adams. He is also on the Board of Directors of Adams Resources and Energy, Inc. Smith played a lead role in the planning of the 1988 Astrodome expansion. In addition, he takes an active part in helping guide Adams' many business ventures, including his oil and gas investments, automobile dealerships, and farming and ranching interests.

A native of Houston, Smith has been with KSA Industries since 1974, and is a graduate of the University of Texas with a B.B.A. in finance. He worked in banking after graduating and prior to joining KSA Industries.

Among his other activities, Smith is a past president and currently on the Board of Directors of the Houston Ronald McDonald House. He is presently helping coordinate a \$10 million expansion of its (Houston Ronald McDonald House) existing program within the city of Houston. Smith also serves on the Board of Directors of the Red Cross and the Post Oak YMCA, and works closely with the Post Oak Little League. In addition, he is a past chairman of the Steering Committee for the Texas Children's Development Council and is on the Board of Trustees of the Kinkaid School Endowment Fund. Previously, Smith was chapter chairman and a member of the Board of Directors and the Executive Committee for the March of Dimes and served more than 10 years in various capacities for the March of Dimes. In 1986, Smith was the recipient of the Freedom Foundation Certificate of Merit, an annual award presented by a national committee to those who best exemplify citizenship, community awareness and are actively involved in their communities.

Tommy and his wife, Susie, reside in Houston with their son, Stuart, and daughter, Nancy.

MIKE HOLOVAK

Vice-President/Player Personnel & Scouting



On Jan. 27, 1994, Mike Holovak was named Vice-President/Player Personnel and Scouting for the Oilers after serving five seasons as the club's Executive Vice-President/General Manager (named GM 2/2/89, Exec. VP 7/2/89). Long regarded as one of the top personnel men in the National Football League, Holovak is a veteran with more than 40 years in football administration including 35 in the professional ranks. Known for his honesty and integrity, Holovak joined the Oilers on Feb. 15, 1981, and previously held positions within the club that included Director of Player Personnel and Assistant General Manager.

Holovak was an All-America football player for Boston College, playing for the Eagles from 1940-42 (co-captain in '42). In the Jan. 1, 1943, Orange Bowl game, he set a record for the highest rushing average in that game with a 15.8-yard mark on ten carries for 158 yards. BC lost that Orange Bowl to Alabama 37-21, but Holovak scored three touchdowns (65, 34, 2 yds.). In Jan. of 1984, he was inducted into the prestigious Orange Bowl Hall of Honor. Holovak was also inducted into the National Collegiate Hall of Fame in 1983 as well as being inducted into the State of Pennsylvania Hall of Fame in Hershey, PA.

Following his collegiate career, Holovak was drafted in the first round by the Los Angeles Rams, but first served in the Navy until 1946. He played for the Rams in '46 before being traded to the Chicago Bears. In two seasons with the Bears (1947-48) under Head Coach George Halas, Holovak played fullback and linebacker.

Holovak retired from pro football in '49 to become the junior varsity coach at Boston College. From 1951-59 he was BC's head coach, posting a 49-29-3 record during his tenure. When the new American Football League was formed, Holovak was one of the first employees hired by the Boston Patriots, becoming their Director of Player Personnel in 1959. Elevated to head coach after the fifth game in 1961, Holovak then guided the Patriots to the AFL Eastern Division title, posting a 7-1-1 record in the final nine games.

In 1964, Holovak assumed the Patriots' General Manager's duties along with his head coaching job. With a 52-46-9 record, he remains the winningest coach in Patriots' history. He left the Pats in 1968 to join the San Francisco 49ers, and has also been associated with the Oakland Raiders (1971) and the New York Jets (1972-76). He served as the Jets' head coach for one game in '76 following the departure of Lou Holtz. Holovak returned to the Patriots as a personnel assistant in 1977 before being promoted to Director of College Scouting the following year.

A native of Lansford, PA, Mike and his wife, Pauline, live in Sarasota, Florida. They have two grown daughters, Michele and Cindy.

DON MacLACHLAN

Senior Vice-President/Marketing & Broadcasting



On Feb. 1, 1991, the Oilers named Don MacLachlan as team's Vice-President/Marketing and Broadcasting. He was promoted to Senior Vice-President on Sept. 2, 1993. MacLachlan joined the Oilers from Northwestern University where he served as Associate Athletic Director for Public Affairs.

In his present position, MacLachlan is responsible for overseeing the daily operations of the Oilers' marketing, broadcasting, ticket office, and public relations departments, as well as overseeing all aspects of game day operations and presentation at Oiler home games. In addition to working closely in continuing the Oilers' marketing efforts, MacLachlan is the primary liaison between the Oilers radio (KTRH) and television rightsholders. He is also the president of Houston Oilers Entertainment, Inc.

At Northwestern, MacLachlan was responsible for coordinating and negotiating all radio and TV contracts, preparing sales proposals while securing corporate sponsorships, coordinating game management, preparing revenue projections and developing the Wildcats' marketing plan.

Prior to his promotion to Associate Athletic Director in 1988, MacLachlan served from 1985-88 as NU's Assistant Athletic Director. In that role, he supervised Northwestern's ticket office, sports information office, and sales and promotions. From 1981-85, MacLachlan was the Wildcats' Athletic Ticket Manager, handling all phases of the school's ticket operations including distribution, advertising, sales, accounting and printing. He joined Northwestern in 1978 as their Assistant Sports Information Director and also assumed the duties of Head Men's Golf Coach the following year.

The 39-year-old MacLachlan is a native of Bloomfield Hills, Michigan, and is a graduate of the University of Michigan. He and his wife, Kathy, have two daughters, Shannon (3/12/89) and Kelly (10/8/93). The family resides in Sugar Land, Texas.

STEVE UNDERWOOD

Vice-President/General Counsel



On March 6, 1992, Steve Underwood joined the Oilers in the newly created position of Vice-President/General Counsel. In his post, Underwood handles a myriad of legal functions including involvement in player contracts, promotional and corporate contracts, and litigation. He also serves as General Counsel for KSA Industries, K.S. "Bud" Adams, Jr.'s private holding company.

Prior to joining the Oilers, Underwood was an attorney for the Houston firm of Caldwell and Hurst since 1977. For his entire tenure there, Underwood served as the Oilers' primary counsel.


From 1981-85, Underwood also served as a part-time business law/real estate instructor at San Jacinto Junior College. He also worked in that same capacity at Baytown's Lee College from 1980-81. Underwood is a member of the Houston Bar Association, licensed attorney in the U.S. Federal Court system, and member of the Entertainment and Sports Law Section of the State Bar of Texas. Underwood was issued a special citation in 1990 by a student society at Texas Southern University's College of Law for his "educational contribution to the college."

A native of Baytown, Texas, Underwood received his B.S. degree from the University of Texas and his law degree from the University of Houston. From 1974-76, while a law student at UH, he was a legislative aide in the Texas State Legislature.

Steve has four children including daughters, Christy (4/6/74), Melissa (1/11/80) and Providence (3/2/95), and son, Dennis (12/12/91). Steve and his wife Frances reside in Rosharon, Texas.

JEFF FISHER

Head Coach



Jeff Fisher became the Oilers' 15th head coach officially on Jan. 5, 1995, after closing his first campaign with the Oilers as Head Coach/Defensive Coordinator. He was elevated to that title after Jack Pardee was relieved of his duties on Nov. 14, 1994. Mired in an 11-game losing streak, Fisher never lost his players as the team continued to fight hard before finally getting on track with a 24-10 season-ending victory over the New York Jets.

Fisher originally joined the Oilers last Feb. 9, 1994, after spending the previous two seasons as the defensive backs coach for the San Francisco 49ers. Fisher's hiring was a perfect fit for the Oilers who were looking for a young, aggressive coach who had experience in the "46" defense. Fisher had worked with the "46" for several years with former Houston Defensive Coordinator Buddy Ryan. Fisher took over a defense that achieved dominant status in 1993, but had lost several key components to free agency. In 1993, the Oilers led the NFL in sacks (52), interceptions (26), run defense (79.6 yards per game), opponent third down efficiency (30.8%) and defensive touchdowns (6). Houston's 43 takeaways ranked second in the league behind Buffalo's 47. Fisher's challenge was in his ability to mix in the necessary new players with the returning veterans, while still maintaining a high level of performance.

Although the Oilers defense suffered some set backs and the offense struggled throughout the year, Fisher was able to keep the defensive unit together while improving their overall NFL defensive ranking from 14th to ninth, no easy task considering the offense had fallen from third to 26th. In his first off-season as a head coach, Fisher assembled a staff of veteran coaches with proven track records. Already possessing a keen understanding and solid knowledge on the defensive side of the ball, his first hire was offensive coordinator Jerry Rhome. Fisher then added Larry Beightol (offensive line), Les Steckel (wide receivers/tight ends) and Sherman Smith (running backs), while reassigning Dick Coury. "It is important to establish a cohesiveness on each side of the ball, but for us, it was especially important to get that going on offense," said Fisher. "I have studied offenses for a long time, and have never liked facing a Jerry Rhome style offense--now that's not a problem."

Fisher also added Steve Sidwell (defensive coordinator) and Rod Perry (defensive backs) to his defensive staff while tabbing Russ Purnell as special teams coach and retaining Gregg Williams (linebackers). "Having a solid staff that has a nice blend, of not only

coaching experience but playing experience, is important with the way the game is going in the 90's," said Fisher. "I'm extremely pleased with the coaching staff that (General Manager) Floyd (Reese) and I have pieced together. It so important to have great coaching."

The staff Fisher has put together has a combined-total of 107 years of coaching experience in the National Football League alone, and has taken part in a total of 48-playoff seasons and six Super Bowls.

Prior to working for San Francisco, the 37-year-old Fisher served as defensive coordinator for the Rams for the 1991 season. From 1986-90, he was an assistant coach for Ryan with the Eagles, holding the title of Defensive Backs Coach from 1986-88 before becoming the NFL's youngest defensive coordinator. In 1989, under Fisher's tutelage, the Eagle "D" ranked first in the NFL in interceptions (30) and sacks (62). The following season, Philly's defense paced the league in rushing defense and ranked second in sacks.

From 1981-85, Fisher was a cornerback for the Chicago Bears after being a seventh-round draft choice from USC. He missed the Bears' '85 Super Bowl season, spending the year on injured reserve with an ankle injury that prematurely ended his playing career. During that season, Fisher assisted Ryan as an "unofficial" coach as the Bears ultimately defeated the New England Patriots in Super Bowl XX. Overall, Fisher played in 49 games for the Bears and had five interceptions, while also returning punts and kickoffs. He remains the Bears' all-time leader in punt return yards/season (509, 1981); punt returns/season (58, 1984); and punt returns/game (8, 12/16/84). Fisher's 88-yard punt return for a touchdown in 1981 (9/20/81 vs. Buccaneers) was the longest PR by a Bear in 39 years.

As a collegian, Fisher played for John Robinson in a star-studded defensive backfield that included Ronnie Lott, Dennis Smith and Joey Browner. Current Oiler center Bruce Matthews was also one of Fisher's USC teammates. Fisher's career statistics included five interceptions and 108 tackles. He also served as the Trojans' back-up placekicker and was a PAC-10 All-Academic selection in 1980.

Fisher, a native of Culver City, California, was a high school All-America wide receiver at Taft High in Woodland Hills (CA). Jeff and his wife, Juli, have three children including sons, Brandon (6/19/87) and Trenton (6/19/92), and daughter Tara (1/27/89).



Executive VP/General Manager Floyd Reese and Head Coach Jeff Fisher welcome to the Oiler family the NFL's all-time leading kickoff returner, Mel Gray. Gray would be the first of several key free agents brought in by Reese and Fisher during the '95 off-season.



Larry Beightol

Offensive Line

'95

11th Year NFL

First Year Oilers



Larry Beightol was named to his current post as offensive line coach by the Oilers on Jan. 19, 1995. Beightol will take over a unit that surrendered a team-record 65 quarterback sacks last season. That is nothing new to the 52-year-old Beightol. Prior to joining the Oilers, he spent five seasons (1990-94) with the New York Jets, where he took over an offensive line that had surrendered 62 quarterback sacks in 1989 and improved them to just 21 quarterback sacks in 1993 — an NFL best that season. That year, his line also set a club mark for sackless games with eight. At each of Beightol's coaching stops, his lines have done a good job of contributing to a good rushing attack.

Before joining the Jets, he served as offensive coordinator and offensive line coach under Dan Henning for one season in San Diego (1989). He broke into the NFL as the offensive line coach for the Atlanta Falcons (1985-86) where he worked with lineman such as Bill Fralic and Mike Kenn. During his stay with the Falcons, Gerald Riggs led the NFC in rushing yards in 1985, and the team finished third in the NFL in rushing offense in 1986. From 1987-88, Beightol served as offensive line coach of the Tampa Bay Buccaneers before moving to San Diego in '89.

Before Beightol moved into the NFL, he coached 17 years at the collegiate level with stops at William & Mary (1968-71), N.C. State (1972-75), Auburn (1976), Arkansas (1977-78, 80-82), Louisiana Tech (1979) and Missouri (1983-84). He served as the head coach at Louisiana Tech.

He earned his B.S. in physical education from Catawba and his master's degree from William & Mary. Beightol is a member of Catawba Sports Hall of Fame and the Pennsylvania Sports Hall of Fame (Western Division). He attended West Branch High in Morrisdale, PA. Married to Marian, the couple has one daughter, Kristin, and resides in Sugar Land, Texas.



Dick Coury

Offensive Asst./Passing Game

'95

18th Year NFL

Second Year Oilers



Coury joined the Oilers as offensive coordinator last Feb. 8, and this season will shift to offensive assistant/passing game. His responsibilities will vary as he helps the offensive staff in many ways. Last season, Coury was an instrumental part in helping the Oilers officially switch from the "Run 'N Shoot" to a more conventional offense. Coury will be responsible for indoctrinating the use of a tight end into Houston's attack.

A veteran NFL coach, Coury brings a wealth of solid experience

to Houston. He came to the Oilers after spending the 1993 season coaching tight ends for the Minnesota Vikings. From 1991-92, Coury was the offensive coordinator for the New England Patriots after spending 1986-90 coaching quarterbacks for the Los Angeles Rams. While with the Rams, Coury tutored QB Jim Everett who enjoyed his most productive seasons. While Coury was with the Rams, Everett twice led the league in touchdown passes while also becoming the first quarterback in Rams' annals to throw for over 4,000 yards.

Coury was a head coach in all three years of the United States Football League's existence as the boss of the Breakers. That franchise spent '83 in Boston before relocating to New Orleans in '84 and to Portland in '85. He was named USFL Coach of the Year in 1983. Coury got the opportunity to be a USFL head coach after spending six seasons (1976-81) as wide receivers coach for the Philadelphia Eagles under Head Coach Dick Vermeil. The '81 Eagles squad advanced to the Super Bowl. In 1975, Coury was the linebackers coach for the San Diego Chargers.

Coury got his first professional head coaching post in 1974 when he served as Head Coach/President of Operations for the Portland Storm of the World Football League. Coury went to the Storm after tutoring wide receivers for the Denver Broncos from 1972-73.

From 1970-71, Coury was the head coach for Cal State Fullerton's new program, leading the Titans to a pair of winning records and a bowl appearance. Prior to assuming that job, Coury was John McKay's defensive coordinator at USC from 1967-69 as the Trojans earned a Rose Bowl berth in each of those seasons and captured the national championship in '67. Coury began his coaching career as the head coach at Mater Dei High School in Santa Ana, California where he posted a nine-year record of 96-9-3. Coury earned his degree from Notre Dame. He was born in Athens, Ohio. Dick and his wife, Bonnie, have seven children including sons, Mike (10/1/54), Rick (6/6/56), Steve (7/3/57), Rob (10/14/58) and Tim (10/29/63), and daughters, Catherine (5/1/60) and Linda (3/7/62).



Mike Munchak

Offensive Asst./Quality Control

'95

Second Year NFL

Second Year Oilers



Mike Munchak, who joined the Oilers front office prior to the '94 campaign, will assist the offensive coaching staff and provide quality control. He will be responsible for "breaking down" film of Oiler opponents and compiling coaching reports on their defensive tendencies.

As with last season, Munchak will continue to work on special projects for Executive Vice-President/General Manager Floyd Reese in addition to his other duties.

Munchak joined the Oilers front office after a stellar 12-year playing career (1982-93) at left guard after being selected in the first round of the '82 NFL Draft out of Penn State. He retired on July 21, 1994, after setting a club mark with nine Pro Bowl selections (seven as starter) and finishing fourth on the Oilers' all-time games played list with 159. He had his #63 jersey retired last Nov. 6. That marked only the fourth jersey in Oiler history to be retired (Earl Campbell's #34, Jim Norton's #43 and Elvin Bethea's #65 are the others).

Born March 5, 1960, in Scranton, Pennsylvania, Munchak is married to Marci (5/14/83). The couple resides in Sugar Land, Texas, with daughters, Alexandria (8/13/86) and Julie (4/12/88). Munchak is a prominent investor in eight Gold's Gym franchises (five in Houston, three in Dallas).

Rex Norris

Defensive Line

'95

Fifth Year NFL

First Year Oilers



Rex Norris joined the Oilers' staff on Feb. 14, 1995, after spending last season with the Denver Broncos in the same capacity. Prior to joining the Broncos, Norris handled defensive line duties at the University of Texas from 1992-93.

Norris enters his 31st season of coaching in 1995, including his fifth season in the NFL. He also worked in the NFL from 1985-87, when he served as the defensive line coach of the Detroit Lions.

After stints at Carrollton Turner High and Navarro Junior College, Norris joined Texas A&M in 1972 before moving to Oklahoma as a key assistant to Barry Switzer for 11 seasons (1973-83). During his stay at Oklahoma, he coached the defensive line (last three as assistant head coach), helping shape players such as Tony Casillas and LeRoy Selmon, as well as producing seven First-Team All-Americans and helping lead the Sooners to eight bowl appearances.

Prior to joining the Lions, Norris spent 1984 as an assistant coach at Arizona State. He returned to the college ranks in 1988-89 as defensive line coach at Florida. From 1990-91, Norris coached the defensive line at the University of Tennessee before moving to Texas in '92.

Norris, who was born in Tipton, Indiana, was raised in San Angelo, Texas, and was a Junior College All-American at San Angelo J.C. before completing his playing career at East Texas State in 1962. Norris and his wife, Melinda, have four children, Rex Jr., Whitney Rae Gohlke, Nolan Watson and Amanda Watson. The couple resides in Sugar Land, Texas.

Clancy Pendergast

Defensive Asst./Quality Control

'95

First Year NFL

First Year Oilers



In 1995, Clancy Pendergast's duties will include defensive quality control while also assisting the defensive positional coaches. Pendergast's involvement with quality control will include "breaking down" film of Oiler opponents and compiling coaching reports on their offensive tendencies. He joins the Oilers from Alabama-Birmingham where he was named tight ends coach in Jan. of '95. Prior to his short stint at UAB, Pendergast spent two seasons (1993-94) working with the tight ends and as an advance scout at Oklahoma.

'95 Houston Oilers

In 1992, Pendergast was a defensive assistant at the University of Southern California. After earning his bachelor's degree from Arizona (1990), Pendergast worked the '91 season as a graduate assistant at Mississippi State, helping with the receivers and working as an advance scout.

Pendergast, a native of Phoenix, Arizona, is single and resides in Houston.



Defensive Backs Coach Rod Perry addresses the secondary during voluntary mini-camp in June.



Rod Perry

Defensive Backs

'95

Seventh Year NFL

First Year Oilers



Rod Perry joined the Oilers staff on Jan. 17, 1995. He takes over a secondary that's interception rate dropped in 1994. Prior, to coming to the Oilers, Perry spent three seasons with the Los Angeles Rams (1992-94) as the team's secondary coach.

Prior to joining the Rams, Perry served with the Seattle Seahawks (1989-91) in the same capacity. Both Perry's professional stints were served under Head Coach Chuck Knox. In his NFL coaching past, Perry has helped shape the careers of Todd Lyght, Patrick Hunter, Dewayne Harper and Eugene Robinson. Perry joined the Seahawks after coaching four years at the collegiate level, two years at Fresno State (1987-88), and one each at Fresno City College (1986) and Columbia University (1985).

As a player, Perry was an All-Big Eight selection as a senior at the University of Colorado. He spent eight seasons as defensive back for the Rams (1975-82) and is a member of the Rams' 40th Anniversary All-Time Team. Perry was selected by the Rams in the fourth round of the NFL draft in 1975. He twice earned Pro Bowl honors (1978, 1980) and finished his Rams career with 28 interceptions. During his Rams career, Perry played opposite former Oiler defensive backs coach Pat Thomas (1990-92). Perry concluded his playing career with the Cleveland Browns (1983-84).

The 42-year-old Perry lettered in football, basketball and track at Hoover High in Fresno, California. Perry and his wife, Patrice, have three children, sons, Rodney (2/1/79) and Ryan (10/23/85), and daughter, Miranda (10/26/94). The couple resides in Sugar Land, Texas.

Russ Purnell

Special Teams

'95

**Tenth Year NFL
First Year Oilers**



Russ Purnell joined the Oilers staff on Jan. 27, 1995, as special teams coach after spending the last nine seasons with the Seattle Seahawks, including the last three as special teams/tight ends coach. Under Purnell's direction the Seahawks special teams were among the upper echelon for the last three seasons and led the AFC (second in NFL) in kickoff coverage by allowing opponents to start drives at their own 25.5-yard line. The Seahawks' kickoff return unit was fourth in the AFC, giving the offense an average drive start of the 29.2-yard line. In addition, punter Rick Tuten earned his first trip to the Pro Bowl, while kicker John Kasay tied the Seahawks' team record for field goal percentage with an 83.3 mark (20 of 24).

Purnell began his college coaching career at his alma mater, Whittier College, as a graduate assistant in 1970. He then coached three seasons at the University of Southern California (1982-84), handling both special teams and tight ends before moving to the Seahawks in '86.

Purnell originally joined the Seahawks on July 17, 1986, and was named offensive special assignments coach by Chuck Knox. He added tight ends in 1987 along with assisting with the special teams until being promoted to special teams/tight ends coach on Jan. 10, 1992.

After graduating from Huntington Beach High in Huntington Beach, California, Purnell started his college playing career as a center at Orange Coast College (CA) before transferring to Whittier College, where he was an all-league choice and team captain. Purnell began his coaching career in the high school ranks at Corona del Mar High (1972) and Edison High (1973-81) before joining John Robinson's staff at Southern California. Russ, his wife, Jill (6/13/87), son, Timothy (5/11/88), and twins, Erin and Jonathan (2/11/91), reside in Sugar Land, Texas.

Jerry Rhome

Offensive Coordinator

'95

**19th Year NFL
First Year Oilers**



Jerry Rhome was named offensive coordinator on Jan. 15, 1995, after spending one season as wide receivers coach for the Minnesota Vikings. Under his direction, Minnesota had the most prolific receiving tandem in league history (207 total receptions) as wide receiver Cris Carter set an NFL record with 122 receptions and receiver Jake Reed caught a career-high 85.

Prior to coaching with the Vikings, Rhome spent four seasons (1990-93) as the offensive coordinator of the then-Phoenix Cardi-

nals. In 1993, Phoenix finished in the top three in the NFC in total offense (352.8 yards), average gain per play (5.2 yards), third down efficiency (46.2%), sacks per play (.06) and time of possession (31:54). Before coming to Phoenix, Rhome served as quarterbacks coach in Dallas (1989) and as offensive coordinator in San Diego (1988).

Rhome began his NFL coaching career with the expansion Seattle Seahawks (1976-1982), including the last five years as the team's offensive coordinator. From 1983-87, Rhome served as quarterbacks coach for the Washington Redskins before joining the Chargers in '88. Prior to joining the Seahawks, Rhome served as offensive coordinator at the University of Tulsa (1973-74) and had a hand in the early development of Hall-of-Fame receiver Steve Largent.

Known as a top developer of talent, especially quarterbacks, Rhome has coached such NFL signal callers as Jim Zorn and Dave Krieg (Seattle, 1976-82); Joe Theismann, Doug Williams and Mark Rypien (Washington, 1983-87); Troy Aikman (Dallas, 1989); and Steve Beuerlein (Phoenix, 1990-93).

Rhome is a former Oilers quarterback, having played in Houston in 1970 during an eight-year NFL career. Originally drafted by the Dallas Cowboys and the New York Jets, he played for the Cowboys (1965-68), the Cleveland Browns (1969), Oilers (1970) and the Los Angeles Rams (1971-72). He played collegiately at Southern Methodist (1960-61) and Tulsa (1963-64). In 1964, Rhome was the Heisman Trophy runner-up and Walter Camp Trophy recipient after breaking 17 NCAA passing records.

Rhome is a native of Dallas and earned All-America honors at Sunset High. Jerry and his wife, Sharon, have two daughters, Shannon and Nicole, and one son, Brett. The couple resides in Missouri City, Texas.



Steve Sidwell

Defensive Coordinator

'95

14th Year NFL

First Year Oilers



Steve Sidwell was named defensive coordinator by Jeff Fisher on Feb. 10, 1995, after spending the last nine seasons with the New Orleans Saints in the same capacity.

Under his direction (1986-94), the Saints defense was one of the best in the league as they led the NFL in points allowed (1991-92), rush defense (1989) and pass defense (1992-93). Before coming to the Oilers, Sidwell spent one month with the Green Bay Packers as linebackers coach.

With the addition of Sidwell, the Oilers are planning to mesh two different defensive philosophies. "Steve is an experienced coach who has directed a defense over the last nine years that has been one of the best in the NFL," Oilers Head Coach Jeff Fisher said. "He brings in another philosophy that we can eventually add to our defensive scheme to increase the productivity of our defensive unit. The wealth of new ideas he brings is valuable because defenses in the NFL are constantly changing."

Sidwell's coaching career began at his alma mater, Colorado, where he was an All-Conference linebacker (1962-65), working with the linebackers from 1966-73. From Colorado, he went on to be defensive coordinator at the University of Nevada-Las Vegas (1974-75) and later at Southern Methodist (1976-81).

His NFL coaching career began in New England, where he

coached linebackers from 1982-84. Prior to joining the Saints in '86, he served one season in Indianapolis (1985) as the team's defensive line coach.

The 50-year-old Sidwell, resides in Sugar Land, Texas, with his wife, Katy (6/12/68). The couple have two sons, Brad (12/25/69) and Scott (11/8/71).

Sherman Smith

Running Backs

'95

First Year NFL

First Year Oilers



Sherman Smith was named to the position of running backs coach on Feb. 14, 1995, after spending the last three seasons in the college ranks, coaching the Fighting Illini of Illinois. Smith served as tight ends coach from 1992-93 and added running backs to his title in 1994.

Smith, an all-star player for Miami University (Ohio) and with the NFL's Seattle Seahawks, moved to the University of Illinois after coaching the running backs at his alma mater for two seasons (1990-91).

After joining the Seahawks as a second-round draft choice in 1976, Smith went on to play nine years in the NFL. Of those nine seasons, seven (1976-82) were under then-Seattle offensive coordinator and present Oiler Offensive Coordinator Jerry Rhome. Smith led a fledgling Seahawk team in rushing in each of his first four seasons, finishing his Seattle tenure with 3,429 yards and 28 touchdowns on 810 attempts. He still ranks among the all-time rushers in Seahawks' history. Smith concluded his NFL playing career with the San Diego Chargers (1983-84).

As a collegian, Smith lettered four seasons (1972-75) as a quarterback at Miami (Ohio). He started in his final three campaigns, leading the Redskins to the Mid-American Conference crown in each year while compiling a 33-1-1 record.

After retiring from the Chargers in 1984 with a knee injury, Smith began teaching in the Northwest where he coached and taught at Redmond Junior High before returning to the college level as a coach in '90.

A Native of Youngstown, Ohio, he and his wife, Sharon, have two children, daughter, Shavonne (2/1/80), and son, Sherman (2/1/82). The couple resides in Missouri City, Texas.

Les Steckel

Wide Receivers/Tight Ends

'95

14th Year NFL

First Year Oilers



Les Steckel was added to the Oilers staff as wide receivers/tight ends coach on Jan. 24, 1995, after spending two seasons serving with the Denver Broncos in the same capacity.

'95 Houston Oilers

In those two years (1993-94), Broncos tight end Shannon Sharpe caught 168 passes (81 in '93, 87 in '94) for 2,005 yards (995 in '93, 1,010 in '94). Sharpe's 87 receptions last year was the third highest total in Broncos' history, and two of his three consecutive Pro Bowl selections came while under the direction of Steckel. Sharpe also recorded his first 1,000-yard receiving season.

Prior to his work with the Broncos, Steckel was the offensive coordinator at the University of Colorado (1991-92). Steckel took a year off from football in 1990 after serving as offensive coordinator at Brown University in '89. From 1985-88, Steckel coached the quarterbacks and wide receivers for the New England Patriots, playing a key role in the Patriots' '85 Super Bowl run. He joined New England after a six-year stint in Minnesota (1979-84), serving as the Vikings head coach in his final campaign there. Steckel's first job in the NFL coaching fraternity was in San Francisco (1978) where he coached receivers.

Steckel began his coaching career at Colorado, first serving as a graduate assistant with the defense in 1972 before coaching tight ends and receivers for four seasons (1973-76). He served as the offensive line coach at Navy for one season (1977) prior to jumping to the NFL in '78.

A decorated Vietnam veteran as an infantry officer, Steckel was commissioned as a second lieutenant at the end of Officer's Candidate School. He is presently a Colonel in the United States Marine Corps Reserves. Steckel was also a two-year starter at tailback for the Quantico Marines during his military career.

A Native of North Hampton, Pennsylvania, Steckel is married to Chris and has three children, daughter, Lesley (5/6/81), and sons, C.T. (4/20/78) and Luke (4/28/85). They reside in Sugar Land, Texas.



Steve Watterson

Strength & Rehabilitation

'95

12th Year NFL

Tenth Year Oilers



Steve Watterson is recognized as one of the top strength and rehabilitation experts in the NFL. In 1992, Watterson received the biggest honor of his career when he was named Professional Strength and Conditioning Coach of the Year. Watterson has been instrumental in helping to develop and implement various strength and conditioning programs with the Oilers and directs the Oilers' successful off-season conditioning program. Watterson joined the Oilers in 1986 as Strength and Conditioning Coordinator before becoming an assistant coach in those areas prior to the 1988 season.

Before coming to the Oilers, Watterson spent two seasons (1984-85) as the assistant trainer for the Philadelphia Eagles. From 1979-80, he served as the head trainer at Tucson (AZ) High School before accepting a similar post at Amphitheater High School in Tucson (1980-84). Watterson's other activities have included serving as a trainer at the 1982 Olympic Development Camp and at the National Sports Festival in Colorado Springs in 1983. Following the 1990 season, Watterson received national attention when he personally supervised the rehabilitation of auto racing superstar A.J. Foyt. Foyt was able to come back from severe leg injuries to race in the 1991 Indianapolis 500.

Watterson has patents pending on shoulder and leg rehabilitation devices and on a leg measuring device through his company,

Kelsea Plus Corp. He received his bachelor's degree from Rhode Island and his master's degree from Arizona.

A native of Newport, Rhode Island, Steve and his wife, Kathryn (7/2/94), reside in Sugar Land, Texas, with daughter, Kelsea (9/27/88), and son, Brock (9/8/94).

Gregg Williams

Linebackers

'95

Sixth Year NFL

Sixth Year Oilers



For the second-consecutive season, Williams will have control of the Oilers' linebackers after spending the '93 campaign as the team's special teams coach. In his one year of handling that responsibility, Williams' unit showed a renewed aggressiveness that quickly earned respect around the league. The Oilers had the top-rated punting game, were third in field goal percentage and rated sixth in kickoff return defense. In taking over the linebackers, Williams will have plenty of young talent to call upon including Eddie Robinson, Joe Bowden and Micheal Barrow, as well as Pro Bowler Al Smith.

From 1990-92, Williams served as the club's quality control coordinator. In that role, he was responsible for "breaking down" film of Oiler opponents and compiling coaching reports on their offensive/defensive tendencies. In addition, Williams has previously assisted in the coaching of the Oilers' defensive backs, has set up the "scout" teams for Oiler practice sessions and has helped the defensive coaching staff on game day.

Prior to joining the Oilers, Williams spent the 1988-89 seasons as a graduate assistant (worked with linebackers) at the University of Houston for former Oiler Head Coach Jack Pardee. From 1984-87, Williams was the head coach at Belton (MO) High School after spending the 1980-83 campaigns as an assistant coach at Excelsior Springs (MO) High School.

Born Excelsior Springs, Missouri, Williams played football (quarterback) and baseball at Northeast Missouri State where he received his B.S. degree. He later earned his master's in education from Central Missouri State. Gregg and his wife, Leigh Ann (8/5/78), have two sons, Blake (12/30/84) and Chase (10/16/91), and a daughter, Amy (3/12/90). The family resides in Katy, Texas.



Linebackers Coach Gregg Williams instructs free agent Shannon Jones during the club's voluntary June workouts.

FOOTBALL OPERATIONS AND SCOUTING



Rich Snead

Director of Pro Personnel

'95

Eighth Year NFL
Second Year Oilers



On June 27, 1994, Rich Snead joined the Oilers in a newly created position of Director of Pro Personnel. Snead's responsibilities include the evaluation and grading of league personnel, researching free agents, and monitoring waiver and possible trade transactions.

Snead came to the Oilers after spending four seasons (1990-93) as a pro football scout for the Los Angeles Raiders. Prior to his stint with the Raiders, Snead worked as a scout for the San Diego Chargers from 1988-89. He began his pro career in the United States Football League (USFL), serving as Director of Player Personnel for the Los Angeles Express from 1984-86 after spending the '83 season as a scout for the Oklahoma Outlaws.

Snead's coaching experience includes a stint as wide receivers and quarterbacks coach at Santa Ana College from 1979-82. He earned his degree in physical education from Long Beach State University.

Born Nov. 6, 1955, in San Gabriel, California, Rich and his wife, M'Lissa, have one son, Bill (19).



Ray Biggs

College Scout

'95

Second Year NFL
Second Year Oilers



In his second season with the club, Ray Biggs will be responsible for scouting the west coast for the Oilers. Biggs joined the team on June 28, 1994, after spending five years (1989-93) as a north-west area scout for National Football Scouting, Inc.

Prior to his scouting work, Biggs embarked on a successful coaching career, starting as an assistant at Walla Walla Community College (1969-71). In 1972, he began work on his master's degree at Colorado State and was a graduate assistant with the football program. From 1976-82, he was the assistant head coach and coordinated recruiting at Mesa State College before moving to Yakima Valley College (1983-89) in a similar role.

A native of Walla Walla, Washington, Biggs played two years at defensive tackle at Montana State where he earned a B.S. in business management. He received his master's degree in college student personnel administration from Colorado State in 1975.

Born Oct. 12, 1946, Ray and his wife, Lynn (6/10/72), have two

sons, Dave (17) and Chris (14). The family resides in Selah, Washington.

C.O. Brocato

College Scout

'95

18th Year NFL

18th Year Oilers



C.O. Brocato joined the Oilers in 1981 for his second tour of duty with the club as a scout. He is responsible for researching all college talent in the central United States. Brocato was recently selected as one of the top ten scouts in the NFL in a newspaper poll of league general managers.

Following his graduation from Baylor University, Brocato coached in the high school ranks as head coach at Jesuit High School in Shreveport, Louisiana. In 1968, he assumed the title of Defensive Coordinator at Northern Arizona, remaining at the Flagstaff school for three seasons. From 1971-74, he held a similar post at Texas-Arlington before joining the Oilers in a scouting capacity from 1974-76. From 1977 until rejoining the Oilers, Brocato served as a scout for the United Scouting Combine.

Born Oct. 31, 1929, C.O. and his wife, Lucy, have one daughter, Becky. The family resides in Arlington, Texas.

Glenn Cumbee

College Scout

'95

Tenth Year NFL

Tenth Year Oilers



The man responsible for scouting the southeast and midwest regions for Houston is ten-year Oiler scout Glenn Cumbee.

As a collegian, Cumbee attended Baptist College and the University of South Carolina. He then embarked on a successful high school coaching career in South Carolina, first serving as head coach at Paul Knox High School in North Augusta (1970-71) before moving to Ridge Spring-Monetta High School from 1972-73. In 1974, Cumbee began a stint as defensive coordinator at Newberry (SC) College, remaining there until 1978. He coached linebackers at East Tennessee State in 1979 before entering private business for two years. In 1982, Cumbee joined the National Scouting Combine before accepting his current position with the Oilers.

Born Sept. 2, 1948, Glenn and his wife, Susan, have a daughter, Meredith (6/25/79), and reside in Newberry, South Carolina.



Mike Holovak, Dub Feserman and C.O. Brocato observe practice at training camp.



Dub Feserman

College Scout

'95

15th Year NFL

15th Year Oilers



The responsibilities of scouting the east coast for the Oilers belongs to Dub Feserman. The 61-year-old Feserman joined the Oilers in '81 after successful college coaching and scouting career.

A graduate of Duke University where he played both football and baseball, Feserman began his career as a coach in the North Carolina school system from 1957-1960. After that, he accepted a position as defensive line coach at Wake Forest, spending three years working for the Demon Deacons. From 1964-66, Feserman served in the same capacity at Tulane (asst. head coach in '66) before joining Bobby Dodd's staff at Georgia Tech (1967-68). In 1969, Feserman became defensive coordinator at Massachusetts before accepting a similar post at Dartmouth (1972-74). Feserman joined the CEPO Scouting Combine in 1975 (later merged with United States Scouting Service) before coming to the Oilers.

Born Dec. 21, 1933, Dub and his wife, Marie, have two grown daughters, Anne and Sandra. The family resides in Pinchurst, North Carolina.

ADMINISTRATIVE STAFF



Lewis Mangum

*Director of
Business Operations*



In Feb. of 1989, Lewis Mangum returned to the Oilers with the title of Executive Administrator. On March 26, 1990, he was named Director of Business Operations. In that position, Mangum is responsible for training camp, team travel, company purchasing, day-to-day administration of Sky Box Management, and

serves as a liaison with Astrodome USA.

The 58-year-old Mangum previously had over 23 years of experience working for the Oilers and also for Owner K.S. "Bud" Adams, Jr.'s ADA Oil Company. From 1961-65, Mangum was an Accounting Supervisor for Ada before moving over to the Oilers in '66. While serving as Business Manager, he left the Oilers in 1983 after having also served the club as an accountant, controller and Director of Ticket Operations.

From 1983-85, Mangum was the Director of Operations for the Houston Gamblers of the United States Football League. After working for the Gamblers, he joined the Greater Houston Orthopedic Center as Manager of Business Affairs, a position he held until rejoining the Oilers.

Mangum, a native of Kosciusko, Mississippi, attended the University of Mississippi before graduating from the University of Houston. Lewis has twin daughters, Lucy and Laura, and a son, Larry. He resides in Pearland, Texas.



Dave Pearson

*Director of
Media Relations & Services*



Dave Pearson is currently in his second season as Director of Media Relations and Services for the Oilers. He rejoined the club last season after spending two seasons (1992-93) as the Assistant Director of Public Relations with the Los Angeles Rams. Pearson was previously with the Oilers from 1990-91, serving as an intern in media services.

Prior to his first stint with the Oilers, Pearson worked as an intern with the Seattle Seahawks from 1989-90.

With the Oilers, Pearson is responsible for coordinating all football related media coverage for the team. Pearson is the liaison between the local/national media and the Oiler players and coaches. He also writes the team's press releases, compiles statistics and works in conjunction with the TV networks in the televising of Oiler games.

A native of Tacoma, Washington, Pearson earned a B.A. in communications from Pacific Lutheran University in 1989 after transferring from Whitworth College (Spokane, WA).

Dave and his wife Elizabeth (5/30/92) have one daughter, Allison Elizabeth (12/23/94). The family resides in Missouri City, Texas.



Rod St. Clair

*Director of
Public & Community Relations*



On June 28, 1994, Rod St. Clair was named to the newly created position of Director of Public and Community Relations. In that position, St. Clair is responsible for establishing a community relations program through work with the front office, players and coaches. In addition, he will be the point man for media inquiries on all non-football related stories. St. Clair will also be involved with the NFL player program geared toward post-football career development.

The 35-year old St. Clair came to the Oilers from the Indianapolis Colts where he was the Assistant Director of Public Relations since 1990. In addition to assisting in the media relations area, St. Clair served as the Colts' GameDay editor, as well as player

appearance representative and handling all community relations aspects for the team. Prior to joining the Colts, St. Clair was an assistant in the Promotions and Public Relations Department of the Los Angeles Clippers of the National Basketball Association (1987-89).

A graduate of Ohio University with both a B.S. degree in journalism and a master's in sports administration, St. Clair began his career as a sports and news reporter for WOUB radio and television in Athens, Ohio, followed by stints at Elmhurst (Illinois) College, California Polytechnic State University in Pomona, and Mt. San Antonio College in Walnut, California.

A native of Columbus, Ohio, Rod and his wife, Suzanne (9/25/92) have two children, stepson, Michael (1/16/84), and daughter, Chelsea (5/4/94).



Jackie Curley

Controller



In 1994, Jackie Curley was named as the Oilers' Controller. She assumed that position after serving as Tax Manager for K.S. "Bud" Adams, Jr.'s KSA Industries since 1989. Curley's responsibilities include supervising the Oilers' accounting department, maintaining a system of internal accounting controls and assisting in salary cap accounting.

Prior to joining KSA Industries, Curley worked from 1985-89 for the Houston accounting firm of Coopers and Lybrand.

A graduate of the University of Denver, Curley also earned an M.B.A. from Rice University. A native of Annapolis, Maryland, she is single and resides in Houston.



Marilan Logan

*Director of
Accounting Services*



Marilan Logan serves as the Oilers' Director of Accounting Services. Logan's responsibilities include accounting for player contracts, maintaining the club's financial records and aiding club management with special projects. She was previously the Controller for KSA Industries (the Oilers' parent company) from 1978-84 and for the Oilers from 1982-90.

Prior to joining the Oilers, Logan was in the cost accounting department for Reed Tool Company.

Marilan and her husband, Ricky, reside in Kingwood, Texas with their three children, Sandy (5/31/70), Jeff (9/10/75) and Roy (12/11/80).



Mike Mullis

*Director of
Ticket Administration & Services*



Mike Mullis joined the Oilers' organization in June, 1987 as the team's Ticket Manager. In March, 1990, he assumed his current title of Director of Ticket Administration and Services. In that position, he is re-

sponsible for overseeing season and single-game ticket sales. Additionally, he supervises the Oilers' telemarketing efforts and the team gift shop.

Mullis came to the Oilers from the University of Houston where he had worked since 1976. From 1976-84, he served as the Cougars' Ticket Manager before being promoted to Assistant Athletic Director/Business Affairs. In Dec., 1986, Mullis assumed the position of Assistant A.D./Ticket Promotions and Operations at UH before being hired by the Oilers. From 1972-75, Mullis served as Ticket Manager for the Houston Aeros of the World Hockey Association.

A Houston native (Lamar High) and a graduate of the University of Houston, Mike and his wife, Joella, live in Missouri City, Texas, with sons, Michael (2/7/75) and Matthew (2/20/84).



Ralph Stolarski

Assistant Ticket Manager



Ralph Stolarski came to the Oilers in June, 1987 to serve in the capacity of Assistant Ticket Manager. He assists Mike Mullis in the day-to-day operation of the ticket office.

Prior to his hiring by the Oilers, Stolarski was the Assistant Ticket Manager for the Houston Livestock Show and Rodeo from 1980-87, annually one of the biggest events in the Houston area. For ten years, he worked for the Houston Sports Association, serving as the Astrodome's Assistant Ticket Manager from 1970-75 before being promoted to Ticket Manager (1976-80). Stolarski also worked part-time in tickets for the Astrodome for five years (1965-70) while working in the industrial safety industry.

A native Houstonian, Ralph and his wife, Pat reside in Sugar Land, Texas.



Grady Sessums

Director of Security



Grady Sessums, a 22-year veteran of law enforcement experience, is involved in every phase of security for the Oilers and KSA Industries. Prior to joining the Oilers, Sessums spent 14 years as a member of the Texas Rangers where he attained the rank of

Captain in the Department of Public Safety.

Sessums oversees the team's security matters at home and on the road as well as at training camp. He works closely with local, state and national law enforcement agencies in his current position.

Retired from active service with the Texas Rangers, Sessums holds an instructor's certification from the Texas Commission on Law Enforcement Standards and Education. He attended Southwest Texas State Junior College and Sul Ross State University, serving both as a student and instructor in their law enforcement programs.

A past president and current member of the East Texas Peace Officers' Association, Sessums served in the Marine Corps Reserves from 1954-56 and later in the Air Force from 1956-60. He is a member of the Sheriff's Association of Texas and also serves on the Board of Directors of Crime-Stoppers.

Grady and his wife, Sandy, have two grown children, Steve and Jana, and reside in Cypress, Texas.



Willie Alexander

*Director of
Player Relations*



Willie Alexander joined the Oilers in May, 1981 as the team's Career Consultant, an innovative program dealing with players' goals during and after their playing career. His position was expanded to Director of Player Relations in July, 1987.

Alexander was a defensive back for the Oilers from 1971-79, participating in 123 of 130 regular season games. He finished his NFL career with 23 interceptions, and his 95-yard touchdown return on a pickoff against Green Bay in 1977 is the second longest in Oilers' history. Alexander was a sixth-round draft choice of the Oilers in 1971 after a standout college career at Alcorn A&M.

Alexander has spent the last 21 years in the insurance/financial planning industry in Houston and is also an employee benefits consultant. He heads W.J. Alexander and Associates, a Houston-based company. In his position with the Oilers, he counsels players concerning their outside opportunities for employment in the Houston area. In addition, he encourages players to complete their degree requirements, and offers general assistance in adjusting to the NFL and the Houston community.

Alexander is a past president of the Houston Ronald McDonald House and serves on its Board of Directors. In addition, he is on the Board of Directors for the United Negro College Fund, the Greater Houston Partnership, American Red Cross, and Unity National Bank. Willie and his wife, Carolyn, reside in Houston with their children, Michael (5/20/78) and Alexis (3/22/80).



David Lang

*Director of
City, State & Governmental Affairs*



David A. Lang joined KSA Industries and its subsidiary, the Houston Oilers, in June of 1993 as Assistant to the Chairman of the Board and now serves in the newly created position of Director of City, State and Governmental Affairs for both companies. In this role he serves as the liaison with local, state and governmental leaders and entities.

Prior to joining KSA Industries and the Oilers, the 31-year-old Lang served as Vice-President for Development of the Sigma Chi Fraternity Foundation in Evanston, Illinois. There he directed record-setting fundraising programs. He also served as Vice-Chairman of the Junior Board for the prestigious Art Institute of Chicago.

Lang, an Eagle Scout, serves as Council Ticket Sales Chairman for the 1995 Sam Houston Area Council, B.S.A. Scout Fair. The Scout Fair, scheduled for Dec. 2, 1995, annually draws more than 85,000 scouts, adult leaders and visitors, and is a major fundraiser for this area's Boy Scouts of America.

Lang grew up in Fort Worth, Texas, and is a 1987 graduate of Stephen F. Austin State University (Nacogdoches, Texas), where he was an active student leader and served as President for the local chapter of Sigma Chi Fraternity. He is an avid triathlete and resides in Houston.

Steve Reese

*Director of
Computer Services*



Steve Reese serves as the Director of Computer Services for the Oilers in addition to serving in a similar role for KSA Industries, the Oilers' parent company. In his role with the Oilers, he is responsible for managing the organization's state-of-the-art computer and telecommunication systems, as well as systems planning, analysis, design and implementation. Additionally, Reese's responsibilities include consulting with other KSA affiliates in the automotive, travel and ranching industries. Recently, Reese was named co-chairman of the NFL's Technical Advisory Committee which addresses league-wide computer-related issues.

Prior to joining KSA and the Oilers, the 34-year old Reese was a Senior Consultant at Arthur Andersen and Company where he worked in the real estate, environmental and health care industries. He was a founding member of the Business Systems Consulting Practice in Andersen's Detroit office which provides consulting services to high-growth companies.

A native of Detroit, Reese ran track at Saginaw Valley State College where he earned All-America honors. He received his B.B.A. from the University of Houston. Steve and his wife, Darleen (5/1/81), reside in Katy, Texas with sons, Steven (9/8/87) and Matthew (12/24/88).

FOOTBALL STAFF

Brad Brown

Head Trainer



In 1995, Brad Brown enters his ninth season as the head trainer for the Oilers. He came to Houston from his former position as assistant trainer for the Denver Broncos where he served from 1985 until joining the Oilers. Brown was a member of the Broncos' training staff when the team captured the AFC championship and advanced to Super Bowl XXI against the Giants.

Prior to his appointment in Denver, Brown was the head trainer at Fort Hays (KS) State University from 1978-85 while also serving as an instructor in the school's Health and Physical Education Department. He had been a graduate assistant for the Tigers from 1977-78 after working as a student trainer there from 1974-77. In addition, Brown was employed as a student trainer for the Kansas City Chiefs during their 1975-76 training camps.

A native of Quinter, Kansas, Brown is certified by the National Athletic Trainers Association. He holds both a B.S. and master's degree from Fort Hays. Brad and his wife, Kristi, have two sons, Kyle (8/16/79) and Joel (7/21/82). The family lives in Sugar Land, Texas.



Don Moseley

Assistant Trainer



Don Moseley joined the Oilers in May, 1987 and serves as the club's assistant trainer. Prior to his arrival in Houston, he had been the head trainer at Cameron University in Lawton, Oklahoma, since 1985.

Before his stint at Cameron, Moseley was the head trainer at Central High School in San Angelo, Texas, from 1980-85. Moseley held the same position at Cholla High School in Tucson, Arizona (1979-80), and was also a student trainer at Oklahoma (1976-77). He is certified by the NATA.

Moseley, who served as an assistant in the Oilers' 1986 training camp, has a B.S. from Oklahoma and a master's degree from Arizona. Don and his wife, Kim (6/15/91), reside in Missouri City, Texas, with their son, Matthew (3/8/93), and daughter Katherine Rose (6/20/95).



Dan Murray

Equipment Manager



Dan Murray joined the Oilers as the team's equipment manager in March of '94. He came to Houston after spending the previous seven years as the assistant equipment manager for the Philadelphia Eagles. Prior to joining the Eagles, Murray spent two seasons as the assistant equipment manager at the University of Pennsylvania.

The 29-year-old Murray orders all equipment and playing gear for the Oilers as well as maintaining that equipment throughout the season. He also handles the computer inventory of the team's equipment.

A native of Philadelphia, Murray attended Temple University. Dan and his wife, Maureen, live in Missouri City with their son, Dan (4/1/93).



Ken Sparacino

Video Coordinator



A native of Houston, Ken Sparacino became a full time member of the Oilers' organization in March, 1986 as the team's video tape coordinator. His responsibilities include the handling of all taping and production for the Oilers' organization.

Sparacino attended Waltrip High in Houston and Stephen F. Austin State University. He worked part-time for the Oilers from 1983-85 in film production and cinematography.

He and his wife, Marilyn, reside in Houston with son, Bobby (6/26/70), and daughter, Angela (10/13/72).

STAFF PHOTOS



Joyce Bailey
Administrative Asst. to GM



Bill Baptist
Team Photographer



Linda Bell
Sec./Owner-President



Angela Blakeney
Media Relations



Pam Finnerman
Sec./Exec. Asst. to Chrm.



Joe Dugger
Equipment Assistant



Cindy Eaton
Sec./Owner-President



Shannon Elliott
Accounting Services



Paul Grabowski
Asst. Dir. of Bus. Oper.





Lynda Greer
Sec./Coaching



Shelley Grover
Sec./Exec. V.P.-Finance



Stan Hanus
Ticket Office



Geoffery Kaplan
Assistant Trainer



John Kelley
Dir. Office/Postal Ser.



Jennifer Koroleski
Receptionist



Bill Lackey
Equipment Assistant



Joe Malota
Video Assistant



Tina Manuel
Receptionist



Jorene Martin
Sec./V.P.-Gen. Counsel



Brenda Merrill
Sec./Exec. V.P.-Admin.



Dr. Joseph Morgan
Team Dentist



Dr. James Muntz
Team Physician



Paul Noska
Equipment Assistant



Lois Royster
Sec./Dir. of Tkt. Admin. & Ser.



Wilma Rugeley
Sec./Owner-President



Bob Schranz
Asst. Dir. Media Services



Lorraine Smith
Accounting Services



Stuart Spears
Mktg./Broad. Asst.



Cindy Villarreal
Dir. Derrick Dolls



Bill Wainwright
Asst. Ticket Admin. & Ser.



Karl Walker
Ticket Office



1995-96 KEY DATES

July 21

Veterans, Rookies and Free Agents Report to Training Camp, San Antonio

July 22

First Workouts

July 26

Oilers-Cowboys Scrimmage, Austin

August 18

Oilers Break Camp, Return to Houston (tentative)

August 22

NFL Roster Cut-Down to 60 Players

August 27

NFL Roster Cut-Down to 53 Players

September 3-4

NFL Regular Season Opens

October 10

Trading Deadline

November 7-8

NFL Fall Meeting, Dallas, Texas

Last Day to Sign Drafted Rookies and Restricted Free Agents who Received June 1 Tender

December 22

Deadline for Waiver Requests

December 23-25

NFL Regular Season Closes

December 30-31

Wild Card Playoff Games

January 6-7

Divisional Playoff Games

January 14

Championship Games

January 28

Super Bowl XXX, Sun Devil Stadium, Phoenix

February 4

AFC-NFC Pro Bowl, Aloha Stadium, Honolulu

February 6-12

Scouting Combine, Indianapolis

February 16

Free Agency Period Begins

Trading Period Begins

March 10-15

NFL Annual Meetings, West Palm Beach, Florida

April 20-21

NFL Annual Player Selection Meeting, New York

May 21-22

NFL Spring Meeting, Charlotte, North Carolina

ORIGIN OF THE OILERS

YEAR	BY DRAFT (40)	BY TRADE (0)	FREE AGENTS (38)
1995	QB Steve McNair (1) DT Anthony Cook (2) WR Chris Sanders (3a) RB Rodney Thomas (3b) CB Torey Hunter (3c) TE Michael Roan (4) DT Gary Walker (5) C Hicham El-Mashtoub (6) S C.J. Richardson (7)		S Bryan Addison (FA) LB Jason Atkinson (FA) TE Russ Campbell (FA) QB Chris Chandler (UFA) DE John DeWitt (FA) T Irv Eatman (UFA) S Willie Gaston (FA) KR Mel Gray (UFA) G Purvis Hunt (FA) LB Shannon Jones (FA) RB Jared Kaaiohelo (FA) DE Scotty Lewis (FA) LB James Logan (FA) RB Dennis Lundy (FA) WR Keith Neal (FA) TE Butch Rolle (FA) WR Derek Russell (UFA) C Richard Saenz (FA) G Neal Sharkey (FA) C Mark Stepnoski (UFA) WR Jasper Strong (FA) TE James Thornton (UFA) TE George Terrell (FA) DT Craig Veasey (UFA) LB Jimmy Witherspoon (FA)
1994	DE Henry Ford (1) DE Jeremy Nunley (2) WR Malcolm Seabron (3) RB Sean Jackson (4b) TE Roderick Lewis (5a) T Jim Reid (5b) LB Barron Wortham (6b) LB Lemanski Hall (7)		CB Tomur Barnes (FA) P Rich Camarillo (UFA) TE Pat Carter (UFA) DE Kenny Davidson (UFA) LB Brett Faryniarz (FA) DT Willie Jennings (FA) RB Todd McNair (UFA) QB Lee Williamson (FA)
1993	T Brad Hopkins (1) LB Micheal Barrow (2) WR Travis Hannah (4) TE John Henry Mills (5) S Blaine Bishop (8)		WR Reggie Brown (FA) T Stan Thomas (FA)
1992	LB Eddie Robinson (2) LB Joe Bowden (5a) QB Bucky Richardson (8)		G/C Erik Norgard (FA) WR Webster Slaughter (FA)
1991	CB Darryll Lewis (2b) G/C John Flannery (2c) CB Steve Jackson (3a) G/T Kevin Donnalley (3b) S Marcus Robertson (4b) WR Gary Wellman (5) RB Gary Brown (8)		PK Al Del Greco (FA)
1990	WR Pat Coleman (9)		
1989	T David Williams (1) DT Glenn Montgomery (5)		
1988	CB Cris Dishman (5a)		
1987	WR Haywood Jeffires (1b) LB Al Smith (6a)		
1985	DT Ray Childress (1a)		
1983	G/C Bruce Matthews (1)		

PRONUNCIATION GUIDE

Bowden — BOW-din
Camarillo — CAM-a-rio
Donnalley — DON-a-lee
DeWitt — DA-witt
El-Mashtoub — EL-MAWSH-tube
Faryniarz — FAIR-in-ezz
Hicham — hi-SHAWM

Jeffires — JEFF-rees
Kaaiohelo — KYE-hell-o
Lemanski — LA-man-ski
Saenz — SIGNS
Seabron — SEA-bron
Terrell — TAIR-ul
Tomur — TA-more

HOUSTON OILERS 19

NO.	NAME	POS.	HT.	WT.	BIRTHDATE
22	Barnes, Tomur	CB	5-10	188	9/8/70
56	Barrow, Micheal	LB	6-1	236	4/19/70
23	Bishop, Blaine	S	5-9	197	7/24/70
59	Bowden, Joe	LB	5-11	230	2/25/70
33	Brown, Gary	RB	5-11	233	7/1/69
89	Brown, Reggie	WR	6-1	195	5/5/70
16	Camarillo, Rich	P	5-11	202	11/29/59
45	Campbell, Russ	TE	6-5	260	4/2/69
85	Carter, Pat	TE	6-4	258	8/1/66
12	Chandler, Chris	QB	6-4	225	10/12/65
79	Childress, Ray	DT	6-6	272	10/20/62
87	Coleman, Pat	WR	5-7	176	4/8/67
90	Davidson, Kenny	DE	6-5	288	8/17/67
3	Del Greco, Al	K	5-10	200	3/2/62
28	Dishman, Cris	CB	6-0	188	8/13/65
77	Donnalley, Kevin	G/T	6-5	305	6/10/68
75	Eatman, Irv	T	6-7	305	1/1/61
57	Faryniarz, Brett	LB	6-3	230	7/23/65
55	Flannery, John	G/C	6-3	304	1/13/69
92	Ford, Henry	DE	6-3	284	10/30/71
21	Gray, Mel	KR/WR	5-9	171	3/16/61
82	Hannah, Travis	WR	5-7	161	1/31/70
72	Hopkins, Brad	T	6-3	306	9/5/70
24	Jackson, Steve	CB	5-8	182	4/8/69
80	Jeffries, Haywood	WR	6-2	201	12/12/64
29	Lewis, Darryll	CB	5-9	183	12/16/68
49	Lewis, Roderick	TE	6-5	254	6/9/71
74	Matthews, Bruce	G/C	6-5	298	8/8/61
48	McNair, Todd	RB	6-1	202	10/7/65
35	Mills, John Henry	HB/TE	6-0	222	10/31/69
94	Montgomery, Glenn	DT	6-0	282	3/31/67
64	Norgard, Erik	G/C	6-1	282	11/4/65
93	Nunley, Jeremy	DE	6-5	278	9/19/71
7	Richardson, Bucky	QB	6-1	228	2/7/69
31	Robertson, Marcus	S	5-11	197	10/2/69
50	Robinson, Eddie	LB	6-1	245	4/13/70
42	Rolle, Butch	TE/HB	6-4	245	8/19/64
86	Russell, Derek	WR	6-0	195	6/22/69
83	Seabron, Malcolm	WR	6-0	194	12/29/72
84	Slaughter, Webster	WR	6-1	175	10/19/64
54	Smith, Al	LB	6-1	244	11/26/64
53	Stepnoski, Mark	C	6-2	269	1/20/67
70	Thomas, Stan	T	6-5	295	10/28/68
44	Thornton, James	TE	6-2	242	2/8/65
71	Veasey, Craig	DE/DT	6-2	285	12/25/66
88	Wellman, Gary	WR	5-9	173	8/9/67
73	Williams, David	T	6-5	292	6/21/66
10	Williamson, Lee	QB	6-4	206	8/10/68
52	Wortham, Barron	LB	5-11	244	11/1/69

95 VETERAN ROSTER

NFL EXP.	COLLEGE	HOMETOWN	HOW ACQUIRED
2	North Texas	McNair, TX	FA 1994
3	Miami (FL)	Homestead, FL	D 2 1993
3	Ball State	Indianapolis, IN	D 8 1993
4	Oklahoma	Mesquite, TX	D 5A 1992
5	Penn State	Williamsport, PA	D 8 1991
3	Alabama State	Miami, FL	FA 1993
15	Washington	Pico Rivera, CA	UFA (ARZ) 1994
2	Kansas State	Wichita, KS	FA 1995
8	Florida State	Sarasota, FL	UFA (RAMS) 1994
8	Washington	Everett, WA	UFA (RAMS) 1995
11	Texas A&M	Richardson, TX	D 1A 1985
5	Mississippi	Cleveland, MS	D 9 '90, FA '91
6	LSU	Shreveport, LA	UFA (PITT) 1994
12	Auburn	Coral Gables, FL	FA 1991
8	Purdue	Louisville, KY	D 5A 1988
5	North Carolina	Raleigh, NC	D 3B 1991
10	UCLA	Dayton, OH	UFA (ATL) 1995
7	San Diego State	Rancho Cordova, CA	FA 1994
5	Syracuse	Pottsville, PA	D 2C 1991
2	Arkansas	Ft. Worth, TX	D 1 1994
10	Purdue	Williamsburg, VA	UFA (DET) 1995
3	USC	Hawthorne, CA	D 4 1993
3	Illinois	Moline, IL	D 1 1993
5	Purdue	Houston, TX	D 3A 1991
9	North Carolina State	Greensboro, NC	D 1B 1987
5	Arizona	La Puente, CA	D 2B 1991
2	Arizona	Dallas, TX	D 5A 1994
13	USC	Arcadia, CA	D 1 1983
7	Temple	Camden, NJ	FA 1994
3	Wake Forest	Tallahassee, FL	D 5 1993
7	Houston	Gretna, LA	D 5 1989
7	Colorado	Arlington, WA	FA 1990
2	Alabama	Winchester, TN	D 2 1994
4	Texas A&M	Baton Rouge, LA	D 8 1992
5	Iowa State	Pasadena, CA	D 4B 1991
4	Alabama State	New Orleans, LA	D 2 1992
9	Michigan State	Miami, FL	FA 1995
5	Arkansas	Little Rock, AR	UFA (DEN) 1995
2	Fresno State	Sacramento, CA	D 3 1994
10	San Diego State	Stockton, CA	FA 1992
9	Utah State	Los Angeles, CA	D 6A 1987
7	Pittsburgh	Erie, PA	UFA (DAL) 1995
5	Texas	San Diego, CA	FA 1993
8	Cal State-Fullerton	Santa Rosa, CA	UFA (JETS) 1995
6	Houston	Houston, TX	UFA (MIA) 1995
4	USC	Westlake Hills, CA	D 5 1991
7	Florida	Lakeland, FL	D 1 1989
2	Presbyterian (SC)	Marietta, GA	FA 1994
2	Texas-El Paso	Everman, TX	D 6B 1994

HOUSTON OILERS 199

NO.	NAME	POS.	HT.	WT.	BIRTHDATE
38	Addison, Bryan	S	6-0	200	4/13/70
95	Atkinson, Jason	LB	6-4	230	10/11/70
78	Cook, Anthony	DT/DE	6-3	293	5/30/72
97	DeWitt, John	DE	6-4	270	11/13/70
60	El-Mashtoub, Hicham	C	6-2	288	5/11/72
41	Gaston, Willie	S/CB	5-11	183	12/19/71
51	Hall, Lemanski	LB	6-0	229	11/24/70
66	Hunt, Purvis	G	6-4	378	11/25/70
36	Hunter, Torey	CB	5-9	176	2/10/72
27	Jackson, Sean	RB	6-1	222	2/6/71
98	Jennings, Willie	DT	6-3	285	10/29/71
99	Jones, Shannon	LB	6-3	248	9/25/70
26	Kaaiohelo, Jared	RB	6-0	236	8/10/72
91	Lewis, Scotty	DE	6-3	266	12/30/71
58	Logan, James	LB	6-2	210	12/6/72
40	Lundy, Dennis	RB	5-9	190	7/6/72
9	McNair, Steve	QB	6-2	224	2/14/73
19	Neal, Keith	WR	6-2	183	7/26/71
67	Reid, Jim	T	6-6	306	2/13/71
30	Richardson, C.J.	S	5-10	209	6/10/72
46	Roan, Michael	TE	6-3	251	8/29/72
61	Saenz, Richard	C	6-4	284	5/5/73
18	Sanders, Chris	WR	6-0	184	5/8/72
62	Sharkey, Neal	G	6-2	297	6/27/72
4	Strong, Jasper	WR	6-1	177	8/28/72
47	Terrell, George	TE	6-4	275	3/21/71
20	Thomas, Rodney	RB	5-10	213	3/30/73
96	Walker, Gary	DT/DE	6-2	285	2/28/73
39	Witherspoon, Jimmy	LB	6-2	235	3/14/70

HOUSTON OILERS 199

3	Al Del Greco.....	K
4	Jasper Strong	WR
7	Bucky Richardson	QB
9	Steve McNair	QB
10	Lee Williamson	QB
12	Chris Chandler	QB
16	Rich Camarillo	P
18	Chris Sanders	WR
19	Keith Neal	WR
20	Rodney Thomas	RB
21	Mel Gray	KR/WR
22	Tomur Barnes	CB
23	Blaine Bishop	S
24	Steve Jackson	CB
26	Jared Kaaiohelo	RB
27	Sean Jackson	RB
28	Cris Dishman	CB
29	Darryll Lewis	CB
30	C.J. Richardson	S
31	Marcus Robertson	S
33	Gary Brown	RB
35	John Henry Mills	HB/TE
36	Torey Hunter	CB
38	Bryan Addison	S
39	Jimmy Witherspoon	LB
40	Dennis Lundy	RB
41	Willie Gaston	S/CB
42	Butch Rolle	TE/HB
44	James Thornton	TE
45	Russ Campbell	TE
46	Michael Roan	TE
47	George Terrell	TE
48	Todd McNair	RB
49	Roderick Lewis	TE
50	Eddie Robinson	LB
51	Lemanski Hall	LB
52	Barron Wortham	LB
53	Mark Stepnoski	C
54	Al Smith	LB

'95 Houston Oilers

5 FIRST-YEAR ROSTER

NFL EXP.	COLLEGE	HOMETOWN	HOW ACQUIRED
1	Hawaii	Chatsworth, CA	FA 1995
1	Texas A&M	Houston, TX	FA 1995
R	South Carolina St.	Bennettsville, SC	D 2 1995
1	Vanderbilt	Fort Smith, AR	FA 1995
R	Arizona	Laval, Quebec (CAN.)	D 6 1995
R	Alabama	Mobile, AL	FA 1995
1	Alabama	Valley, AL	D 7 1994
R	Mississippi State	Ruston, LA	FA 1995
R	Washington State	Tacoma, WA	D 3C 1995
1	Florida State	New Orleans, LA	D 4B 1994
1	Savannah State	College Park, GA	FA 1995
R	USC	Houston, TX	FA 1995
R	Missouri Southern	Edmond, OK	FA 1995
R	Baylor	Sulpher Springs, TX	FA 1995
R	Memphis	Opp, AL	FA 1995
R	Northwestern	Tampa, FL	FA 1995
R	Alcorn State	Mt. Olive, MS	D 1 1995
R	Idaho	Los Angeles, CA	FA 1995
1	Virginia	Newport News, VA	D 5B 1994
R	Miami (FL)	Dallas, TX	D 7 1995
R	Wisconsin	Iowa City, IA	D 4 1995
R	Vanderbilt	Houston, TX	FA 1995
R	Ohio State	Denver, CO	D 3A 1995
R	Northwestern St. (IA)	Greenville, MS	FA 1995
R	Illinois	Chicago, IL	FA 1995
R	Florida A&M	Lakeland, FL	FA 1995
R	Texas A&M	Groveton, TX	D 3B 1995
R	Auburn	Lavonia, GA	D 5 1995
1	Ouachita Baptist (AR)	Hope, AR	FA 1995

5 NUMERICAL ROSTER

55	John Flannery.....	G/C
56	Micheal Barrow.....	LB
57	Brett Faryniarz.....	LB
58	James Logan.....	LB
59	Joe Bowden.....	LB
60	Hicham El-Mashtoub.....	C
61	Richard Saenz.....	C
62	Neal Sharkey.....	G
64	Erik Norgard.....	G/C
66	Purvis Hunt.....	G
67	Jim Reid.....	T
70	Stan Thomas.....	T
71	Craig Veasey.....	DT
72	Brad Hopkins.....	T
73	David Williams.....	T
74	Bruce Matthews.....	G/C
75	Irv Eatman.....	T
77	Kevin Donnalley.....	G/T
78	Anthony Cook.....	DT/DE
79	Ray Childress.....	DT
80	Haywood Jeffires.....	WR
82	Travis Hannah.....	WR
83	Malcolm Seabron.....	WR
84	Webster Slaughter.....	WR
85	Pat Carter.....	TE
86	Derek Russell.....	WR
87	Pat Coleman.....	WR
88	Gary Wellman.....	WR
89	Reggie Brown.....	WR
90	Kenny Davidson.....	DE
91	Scotty Lewis.....	DE
92	Henry Ford.....	DE
93	Jeremy Nunley.....	DE
94	Glenn Montgomery.....	DT
95	Jason Atkinson.....	LB
96	Gary Walker.....	DT/DE
97	John DeWitt.....	DE
98	Willie Jennings.....	DT
99	Shannon Jones.....	LB

1995 PRESEASON DEPTH CHART

OFFENSE

WR 80 Haywood Jeffries	82 Travis Hannah	89 Reggie Brown
WR 84 Webster Slaughter	88 Gary Wellman	<u>18 Chris Sanders</u>
LT 72 Brad Hopkins	70 Stan Thomas	
LG 74 Bruce Matthews	55 John Flannery	<u>62 Neal Sharkey</u>
C 53 Mark Stepnoski	<u>60 Hicham El-Mashtoub</u>	<u>61 Richard Saenz</u>
RG 77 Kevin Donnalley	64 Erik Norgard	<u>66 Purvis Hunt</u>
RT 73 David Williams	75 Irv Eatman	<u>67 Jim Reid</u>
TE 85 Pat Carter	49 Roderick Lewis	44 James Thornton
	<u>46 Michael Roan</u>	42 Butch Rolle
	45 Russ Campbell	<u>47 George Terrell</u>
WR 86 Derek Russell	83 Malcolm Seabron	<u>19 Keith Neal</u>
		<u>4 Jasper Strong</u>
QB 12 Chris Chandler	7 Bucky Richardson	<u>9 Steve McNair</u>
		10 Lee Williamson
RB 33 Gary Brown	48 Todd McNair	<u>20 Rodney Thomas</u>
	<u>27 Sean Jackson</u>	<u>40 Dennis Lundy</u>
	<u>26 Jared Kaaiohelo</u>	
HB 35 John Henry Mills		

DEFENSE

LE 90 Kenny Davidson	93 Jeremy Nunley	<u>97 John DeWitt</u>
LT 79 Ray Childress	<u>78 Anthony Cook</u>	
RT 94 Glenn Montgomery	<u>96 Gary Walker</u>	<u>98 Willie Jennings</u>
RE 92 Henry Ford	71 Craig Veasey	<u>91 Scotty Lewis</u>
LLB 50 Eddie Robinson	59 Joe Bowden	<u>99 Shannon Jones</u>
	<u>39 Jimmy Witherspoon</u>	
MLB 54 Al Smith	52 Barron Wortham	<u>51 Lemanski Hall</u>
		<u>95 Jason Atkinson</u>
RLB 56 Micheal Barrow	57 Brett Faryniarz	<u>58 James Logan</u>
LCB 28 Cris Dishman	24 Steve Jackson	
RCB 29 Darryll Lewis	22 Tomur Barnes	<u>36 Torey Hunter</u>
SS 23 Blaine Bishop	<u>30 C.J. Richardson</u>	
FS 31 Marcus Robertson	<u>38 Bryan Addison</u>	<u>41 Willie Gaston</u>

SPECIALISTS

K 3 Al Del Greco	16 Rich Camarillo	
P 16 Rich Camarillo	74 Bruce Matthews	
H 16 Rich Camarillo	7 Bucky Richardson	88 Gary Wellman
PR 21 Mel Gray	87 Pat Coleman	82 Travis Hannah
KOR 21 Mel Gray	48 Todd McNair	24 Steve Jackson
PC 74 Bruce Matthews	55 John Flannery	64 Erik Norgard
KC 74 Bruce Matthews	55 John Flannery	64 Erik Norgard

Rookies and first-year players are underlined



Oilers quarterback Bucky Richardson cools off at the June voluntary mini-camp.

The Veterans





Tomur Barnes

Cornerback

22

5' 10", 188 lbs., 2nd Year

College: North Texas
H.S.: Sterling (TX)
Acquired: FA in '94
Born: Sept. 8, 1970



PRO: Quick cover corner...specializes in one-on-one coverage.

1994: Signed to Oilers practice squad on Aug. 30 after being released by San Francisco...spent season on practice squad before being added to roster on Dec. 23...saw action on special teams versus Jets (12/24) and recorded one solo special teams tackle. **1993:** Spent entire year on 49ers practice squad after being signed as rookie free agent.

COLLEGE: Finished collegiate career at North Texas after transferring from Cisco (TX) Junior College...finished third on North Texas defensive charts as **senior** with 74 total tackles...also led team with three interceptions...as **junior** in 1991, posted 43 total stops and team-high three interceptions.

PERSONAL: Single...attended Sterling (TX) High, lettering in football...born Tomur Barnes, Sept. 8, 1970, in Dallas, Texas.

Oil Slicks

Single-Game Highs
Most ST Tackles

1 vs. N.Y. Jets (12/24/94)

Texas

One of only six Oilers, heading into '95, who was raised in Texas and also played college football in Texas.

BARNES' NFL STATISTICS

Year	Team	G/S	Solo	Asst.	Total	Sacks	FR	FF	INT	Yds.	PD
1994	Hou.	1/0	0 (1)	0 (0)	0 (1)	0.0	0	0	0	0	0
Totals		1/0	0 (1)	0 (0)	0 (1)	0.0	0	0	0	0	0
Playoffs		0/0	0 (0)	0 (0)	0 (0)	0.0	0	0	0	0	0

() special teams tackles



Micheal Barrow

Linebacker

56

6' 1", 236 lbs., 3rd Year

College: Miami (FL)
H.S.: Homestead (FL)
Acquired: 2nd RD in '93
Born: April 19, 1970



PRO: Aggressive, hard-hitting player who can play inside or outside linebacker.

1994: Finished season fourth on team with single-season high in total tackles...made first career start at Indianapolis (9/4)...registered career-high 13 total stops (career-high 7 solo) versus Giants (11/21)...led team with 12 total tackles (6 solo) against Arizona (12/4)...recorded first multi-sack game of career with 1.5 versus

'95 Houston Oilers

Seattle (12/11). **1993:** Saw extensive action in passing situations and on special teams...led team with 14 solo special teams tackles...notched first career sack (David Klingler) in win at Cincinnati (11/14)...in 23-3 triumph over Steelers (11/28), contributed four tackles and first career forced fumble (recovered by S Marcus Robertson)...had season-best six tackles plus two pass breakups in 33-17 victory over Atlanta (12/5)...underwent arthroscope in Colorado for lateral meniscus tear in knee...drafted by Oilers in second round (47th overall) in '93.

Oil Slicks

Single-Game Highs

Most Total Tackles

13 vs. N.Y. Giants (11/21/94)

Most Solo Tackles

7 vs. N.Y. Giants (11/21/94)

Most Sacks

1.5 vs. Seattle (12/11/94)

COLLEGE: As middle linebacker, four-year Hurricane statistics included 420 tackles (228 solo), seven sacks, three interceptions, six forced fumbles, two fumble recoveries and 15 passes defended...as **senior**, was named to several First-Team All-America teams and was also All-Big East performer...Big East's Defensive Player of Year and was finalist for Butkus Award, symbolic of nation's outstanding linebacker...statistically, finished with career-best 131 tackles (80 solo) plus pair of sacks...All-Big East as **junior**, finishing with 115 tackles (64 solo) plus 2.5 sacks, three forced fumbles and five pass breakups...had season-high 16 stops in 39-12 triumph over San Diego State...became starter in fifth game of **sophomore** campaign after season-ending knee injury to Jessie Armstead...ended up with 125 total tackles (60 solo), five passes defended and 1.5 sacks...top performance of season came with 18 tackles and fumble recovery versus Notre Dame...played in all 11 games with three starts as **freshman** and totaled 52 tackles (27 solo)...registered ten tackles and interception against Missouri, and season-high 13 stops in 56-0 win over Cincinnati...redshirted as incoming freshman in 1988...holds B.S. in accounting.

PERSONAL: Single, splits off-season between Missouri City and Naranja, Florida...worked on M.B.A. during off-season...donated considerable time to D.A.R.E. (drug awareness organization)...in 1992, helped rebuild family's home in Homestead almost entirely destroyed by Hurricane Andrew...hobbies include reading, listening to music and spending time with family...lists favorite movies as "Beauty and the Beast" and "The Godfather," favorite TV show as "The Simpsons," and favorite book as "Black Boy"...enjoys listening to Whitney Houston...attended Homestead (Fl.) High, lettering in football and track...brother, Wayne Cadogan, played for Montreal in CFL and brother, Carlos, played for Akron...born Micheal Calvin Barrow, April 19, 1970, in Homestead, Florida.

BARROW'S NFL STATISTICS

Year	Team	G/S	Solo	Asst.	Total	Sacks	FR	FF	INT	Yds.	PD
1993	Hou.	16/0	21 (14)	5 (0)	26 (14)	1.0	0	1	0	0	7
1994	Hou.	16/16	57 (4)	37 (1)	94 (5)	2.5	0	0	0	0	5
Totals		32/16	78(18)	42 (1)	120(19)	3.5	0	1	0	0	12
Playoffs		1/0	2 (0)	0 (1)	2 (1)	0.0	0	0	0	0	0

() special teams tackles

Blaine Bishop*Safety***23****5' 9", 197 lbs., 3rd Year**

College: Ball State
 H.S.: Cathedral (IN)
 Acquired: 8th RD in '93
 Born: July 24, 1970



PRO: Hard-hitter capable of playing either safety position or cornerback...in 15 career starts, has compiled 118 total tackles (81 solo), 2.5 quarterback sacks, two forced fumbles, two recovered fumbles, one interception and has led team in tackles six times.

1994: Finished season second on team in total tackles with single-season career high...led team in total stops five times...moved into starting lineup versus Bengals (9/25) at SS in place of injured starter Bubba McDowell (knee)...recorded eight total tackles (7 solo), one sack and one interception in that game...at Pittsburgh (10/3), registered career-high 12 total tackles (career-high 10 solo)...versus Steelers (11/6), led team with 11 total stops (6 solo) and combined with LB Al Smith for 10-yard sack of Mike Tomczak in overtime. **1993:** Started final two contests at SS in place of injured Bubba McDowell (knee)...second on club with 12 special teams hits (11 solo)... nabbed first career interception to go with two tackles in win over Falcons (12/5)...made first career start in 10-7 Christmas Day victory at San Francisco and racked up seven tackles, sack, forced fumble and fumble recovery...made play of game (on own sack) by forcing and recovering Steve Young fumble that helped set up game-winning TD...named AFC Defensive Player of Week for performance...in regular season-ending 24-0 shutout of Jets (1/2/94) had five tackles and forced fumble.

Oil Slicks***Single-Game Highs******Most Total Tackles***

12 at Pittsburgh (10/3/94)

Most Solo Tackles

10 at Pittsburgh (10/3/94)

Most Sacks

1 (twice), last

vs. Cincinnati (9/25/94)

Most Interceptions

1 (twice), last

vs. Cincinnati (9/25/94)

COLLEGE: Played final three seasons at Ball State after transferring from St. Joseph's (IN) College...four-year college statistics included 313 total tackles (188 solo), 22 pass breakups, five forced fumbles, five fumble recoveries, 15 sacks and four interceptions...**senior** honors included Honorable Mention All-America and First-Team All-Mid-America Conference...team captain, started ten games at RCB and compiled 74 hits (50 solo) and four sacks...started at RCB as **junior** and racked up 84 tackles (42 solo) and personal best six sacks...in 28-27 edging of Kent State, recorded 13 tackles and blocked field goal returned 76 yards for TD...earned Second-Team All-MAC mention as **sophomore** after compiling career-best 85 tackles (47 solo) and pair of sacks...sat out '89 season after transferring from St. Joseph's...as **freshman** at St. Joe's, was All-Great Lakes Valley Conference pick with 70 tackles (49 solo), three interceptions and three sacks...holds B.S. in insurance.

PERSONAL: Single, splits off-season between Houston and Indianapolis...has donated time to "Say No to Drugs" campaign...hobbies include bowling, playing basketball and going to movies...lists favorite movie as "A Few Good Men," favorite TV show as "Martin," and favorite book as "The Firm"...enjoys listening to Vanessa Williams...attended Cathedral High in Indianapolis, lettering in football and track...First-Team All-State selection...born Blaine El-

wood Bishop, July 24, 1970, in Indianapolis, Indiana.

BISHOP'S NFL STATISTICS

Year	Team	G/S	Solo	Asst.	Total	Sacks	FR	FF	INT	Yds.	PD
1993	Hou.	16/2	24 (11)	3 (1)	27 (12)	1.0	1	2	1	1	2
1994	Hou.	16/13	75 (3)	37 (1)	112 (4)	1.5	1	0	1	21	6
Totals		32/15	99(14)	40 (2)	139(16)	2.5	2	2	2	22	8
Playoffs		1/0	3 (0)	0 (0)	3 (0)	0.0	0	0	0	0	0

() special teams tackles



Joe Bowden

Linebacker

59

5' 11", 230 lbs., 4th Year

College: Oklahoma

H.S.: North Mesquite (TX)

Acquired: 5th RD (A) in '92

Born: Feb. 25, 1970



PRO: Hard-nosed player with good instincts and mobility.

1994: Made only start of season versus Cincinnati (9/25) in place of injured Eddie Robinson (ankle)...recorded season-high five total tackles (3 solo) and had one pass defended...missed first two games of season with quadricep injury suffered against Buffalo (8/20) in preseason...against Pittsburgh (11/6), recorded one solo tackle and first career forced fumble.

1993: Six-game starter at RLB in place of injured Wilber Marshall...made first career start in season-opener at New Orleans (9/5) and had four solo tackles...credited with first career sack (Jay Schroeder) in 28-12 victory over Cincinnati (10/24). **1992:** As rookie, played exclusively on special teams...ranked seventh on team in special teams tackles with nine (4 solo)...suffered ankle sprain in 26-10 win over Cincinnati (10/25) and was on club's two-man inactive list in each of next two games (at Pittsburgh, 11/1; vs. Cleveland, 11/8).

Oil Slicks

Single-Game Highs

Most Total Tackles

5 vs. Cincinnati (9/25/94)

Most Solo Tackles

4 at New Orleans (9/5/93)

Most Sacks

1 vs. Cincinnati (10/24/93)

COLLEGE: Three-year Oklahoma statistics included 286 total tackles (168 solo), two sacks, three interceptions, six passes defended, three fumble recoveries and two forced fumbles...**senior** accolades included AP and Football News First-Team All-America, UPI Second-Team All-America, First-Team All-Big Eight and Big Eight Defensive Player of Year...led team with career-best 127 tackles (75 solo) and also had two interceptions (both returned for TDs) and two sacks...brought back interception for TD against both Utah State and Virginia Tech...First-Team All-Big Eight and Honorable Mention All-America as **junior** after finishing with team-best 116 tackles (70 solo)...became starter midway through **sophomore** season and finished with 43 hits (23 solo) and pair of fumble recoveries...did not play as **freshman** due to Proposition 48...majored in communications.

PERSONAL: Single, lives during off-season in Mesquite, Texas...donates time to Sickle Cell Anemia Foundation...hobbies include playing basketball and dominoes...attended North

Mesquite (TX) High, lettering in football...as senior, was First-Team All-State and Parade Magazine All-America selection...born Joseph Tarrod Bowden, Feb. 25, 1970, in Dallas, Texas.

BOWDEN'S NFL STATISTICS

Year	Team	G/S	Solo	Asst.	Total	Sacks	FR	FF	INT	Yds.	PD
1992	Hou.	14/0	0 (4)	0 (5)	0 (9)	0.0	0	0	0	0	0
1993	Hou.	16/6	19 (6)	9 (1)	28 (7)	1.0	1	0	0	0	1
1994	Hou.	14/1	7 (4)	6 (0)	13 (4)	0.0	0	1	0	0	0
Totals		44/7	26(14)	15 (6)	41(20)	1.0	1	1	0	0	1
Playoffs		2/0	0 (1)	0 (0)	0 (1)	0.0	0	0	0	0	0

() special teams tackles



Gary Brown

Running Back

33

5' 11", 233 lbs., 5th Year

College: Penn State
H.S.: Williamsport (PA)
Acquired: 8th RD in '91
Born: July 1, 1969



PRO: Possesses outstanding mix of power, surprising quickness and cutting ability...has also developed into good receiver and tough blocker...broke into Oilers top ten rushing list by surpassing Larry Moriarty's career mark of 1,624 yards.

1994: Finished season second on club in rushing yards and attempts...became first Oiler since Allen Pinkett (vs. Steelers, 12/8/91) to score two rushing touchdowns in single game (at Dallas, 9/11), while rushing for season-high 93 yards on 19 carries...game marked second multi-TD game of career...scored two touchdowns against Bengals (9/25), but left game with ankle injury in third quarter...on inactive list for two games (at Pittsburgh, 10/3; vs. Browns, 10/13)...suffered thigh injury at Cincinnati (11/13) and was replaced in starting lineup by Lorenzo White for remainder of season.

1993: One of top NFL stories in '93...emerged from bench for final eight games and became 1,000-yard rusher...five 100-yard games were most by Oiler in one season since Mike Rozier's (5) in '87...named First-Team All-AFC by Football News...posted AFC-best rushing average (5.1)...tied for fourth in AFC in touchdowns (8), fourth in AFC in rushing (1,002) and fifth in AFC in total yards from scrimmage (1,242)...only eight backs in NFL history have gained 1,000 yards on fewer carries...sixth Oiler ever to rush for 1,000 yards in season (Charles Tolar, Hoyle Granger, Earl Campbell, Mike Rozier, White)...ran ball total of only 16 times in team's first eight games...entered lineup following hamstring injury to Lorenzo White (vs. Seahawks, 11/7)...in 38-3 victory at Cincinnati (11/14), made first career start and rushed 26 times for 166 yards (6.4 avg.) including 4-yard TD...named AFC Offensive Player of Week for first career 100-yard

Oil Slicks

Single-Game Highs

Most Rushing Yards

194 at Cleveland (11/21/93)

Most Rushing Attempts

34 at Cleveland (11/21/93)

Longest Rush

39t vs. L.A. Raiders (9/1/91)

Most Rushing TDs

2 at Dallas (9/11/94)

Most Receptions

7 vs. N.Y. Jets (1/2/94)

Most Receiving Yards

80 at Pittsburgh (12/19/93)

Longest Reception

38t at Pittsburgh (12/19/93)

Most TD Receptions

1 (three times), last vs. Cincinnati (9/25/94)

effort...rushed for career-best 194 yards on 34 totes (5.7 avg.) with 11-yard scoring run in 27-20 triumph at Cleveland (11/21)...eighth highest rushing performance in team history and most yards by Oiler since Earl Campbell's 203 versus Vikings in 1980 (12/21)...two-game total of 360 yards marked best back-to-back outings by Oiler since Campbell's 368 yards in 1981 (182 vs. Bengals, 10/4; 186 vs. Seahawks, 10/11)...marked first time in ten years that RB had gone over century mark in each of first two starts (last done by Cardinals' Stump Mitchell with 145 vs. Eagles, 12/5/82; 108 vs. Giants, 10/24/83)...with 222 combined yards at Cleveland (11/21), was first Oiler with 200+ total yards since White's 214 in 1990 (vs. Bills, 11/26)...named AFC Offensive Player of Month for November...with rushing touchdown in 33-17 win over Atlanta (12/5), tied Campbell ('81) and Alonzo Highsmith ('89) for second most consecutive games with rushing TD in Oiler history (4, Campbell has record with 5)...posted 100 yards on 20 attempts as Houston clinched AFC Central Division title with 26-17 victory at Pittsburgh (12/19)...in Steelers' game, also had four receptions for 80 yards including 38-yard TD off screen pass (first career TD catch, longest reception of career)...named AFC Offensive Player of Week for performance...became first Oiler in 13 years to rush for 100 yards in three consecutive games (Campbell in 1980)...in 24-0 shutout of Jets (1/2/94), collected 128 total yards (85 rush., 43 rec.) and two scores (one rush., one rec.) to signal first multi-TD game of career...personal-best seven receptions in that contest. **1992:** Used mainly on special teams...tenth on club in special teams tackles with seven (all solos)...had season-best 26-yard run in 38-24 win at Cincinnati (10/11)...most action of season came in 27-3 beating of Bills in regular season finale (12/27) with eight carries (matched output of entire rookie season) for 21 yards, including 1-yard TD run. **1991:** Best game of season came in season-opening 47-17 besting of Raiders (9/1) with five carries for 60 yards...39-yard TD run was longest by Oiler all season and longest since Allen Pinkett's 60-yarder versus Bears in '89 (10/15)...on two-man inactive list for three weeks due to hamstringing injury...drafted by Oilers in eighth round (214th overall) in '91.

COLLEGE: Saw action at both running back and safety during career at Penn State...three-year totals at RB included 260 carries for 1,321 yards (5.1 avg.) and 11 TDs...also caught 24 passes for 264 yards (11.0 avg.) and one score and had 38 kickoff returns for 920 yards (24.2 avg., long 95)...totals as DB (all as junior except 3 tackles) showed 37 total tackles (24 solo), two fumble recoveries, one sack and four passes defensed...returned to tailback during spring drills prior to **senior** season...rushed 82 times for 359 yards (2nd on team, 4.4 avg.) and two scores while catching ten balls for 93 yards...also returned eight kickoffs for 344 yards and 43.0 average to lead nation in that category prior to injury...missed four games due to severe toe injuries incurred against Boston College...moved from tailback to strong safety during spring practice before **junior** year and ended up sharing starting job (4 starts)...in only full-time season as defensive player, contributed 34 tackles (21 solo)...had season-high eight tackles in 17-0 whitewash of Rutgers, then had six stops and only sack of career in victory over Temple...against Brigham Young, stole ball from QB Ty Detmer and ran 53 yards for game-winning TD in Holiday Bowl...as **sophomore**, shared starting tailback job with Leroy Thompson and Sean Redman due to injury to Blair Thomas...led team with 689 yards on 136 totes (5.1 avg.) and six TDs while also catching 11 balls for 152 yards (13.8 avg.) and one score...returned 22 kickoffs for 427 yards (19.4 avg.)...backed up Thomas as **freshman**, gaining 273 yards on 42 tries (6.5 avg.)...started for injured Thomas in Citrus Bowl versus Clemson and ran for 51 yards...majored in rehabilitation education.

PERSONAL: Single, spends off-season in Williamsport, Pennsylvania.

nia...spent off-season working toward degree...hobbies include video games, collecting comic books and reading...lists favorite movie as "Scarface," favorite TV show as "The Odd Couple," and favorite book as Tony Dorsett's "Runnin' Tough"...enjoys listening to Run DMC...attended Williamsport Area (PA) High, lettering in football and track...Pennsylvania's H.S. Player of Year in '86...in prep career, gained 4,111 yards and scored 74 touchdowns...member of state championship 400-meter relay team...born Gary Leroy Brown, July 1, 1969, in Williamsport, Pennsylvania.

BROWN'S NFL STATISTICS

Year	Team	G/S	Rushing					Receiving				
			Att.	Yds.	Avg.	LG	TD	Rec.	Yds.	Avg.	LG	TD
1991	Hou.	11/0	8	85	10.6	39t	1	2	1	0.5	4	0
1992	Hou.	16/0	19	87	4.6	26	1	1	5	5.0	5	0
1993	Hou.	16/8	195	1002	5.1	26	6	21	240	11.4	38t	2
1994	Hou.	12/8	169	648	3.8	18	4	18	194	10.8	24	1
Totals		55/16	391	1822	4.7	39t	12	42	440	10.5	38t	3
Playoffs		4/1	11	17	1.5	6	1	4	26	6.5	12	0

Kickoff Returns

Year	Team	No.	Yds.	Avg.	LG	TD
1991	Hou.	3	30	10.0	16	0
1992	Hou.	1	15	15.0	15	0
1993	Hou.	2	29	14.5	16	0
1994	Hou.	0	0	0.0	0	0
Totals		6	74	12.3	16	0
Playoffs		0	0	0.0	0	0

ADDITIONAL STATISTICS

Special Teams/Return Tackles: 1-0-1 in 1991, 7-0-7 in 1992, 7-0-7 in 1993, 3-0-3 in 1994 for total of 18-0-18



Reggie Brown

Wide Receiver

89

6' 1", 195 lbs., 3rd Year

College: Alabama State
H.S.: Miami Central (FL)
Acquired: FA in '93
Born: May 5, 1970



PRO: Utility outside receiver with good size...gives Oilers depth at outside receiver...possesses tremendous hands and runs accurate routes.

1994: Suffered knee injury during practice (10/10) and missed final 11 games of season...placed on injured reserve on Dec. 23...caught career-high four passes for career-high 34 yards (8.5 avg.) at Colts (9/4)...on receiving end of QB Bucky Richardson pass for team's first two-point conversion since WR Jim Beirne caught one from Bob Davis vs. Jets (12/6/69). **1993:** Played in first NFL game against New Orleans (9/5), seeing action at outside receiver but did not have catch...recorded first career reception by grabbing 26-yard pass from QB Warren Moon versus Rams (9/26)...replaced Hay-

Oil Slicks

Single-Game Highs

Most Receptions

4 at Indianapolis (9/4/94)

Most Receiving Yards

34 at Indianapolis (9/4/94)

Longest Reception

26 vs. L.A. Rams (9/26/93)

Most Two-Pl. Conversions

1 at Indianapolis (9/4/94)

wood Jeffries at outside receiver on last offensive series of second quarter against New England (10/17) and caught pass for 4 yards...placed on Oilers' inactive list for 11 games (2-3, 8-16). **1992:** Joined Oilers as rookie free agent on May 26, but waived prior to regular season on Aug. 24...signed to Oilers' practice squad on Sept. 25 and remained there for duration of season.

COLLEGE: Finished collegiate career as one of top receivers in Alabama State history...holds all-time school record with 132 receptions for 2,271 yards and 23 touchdowns...additional career stats included nine rushes for 20 yards (12 long)... as **senior**, led team with 37 receptions for 583 yards (15.8 avg.) and nine touchdowns, fifth best yardage performance by Hornet receiver in school history...gained 107 yards with score on four receptions in 59-13 rout of Alabama A&M...All-SWAC Second-Team pick as **junior**...led team with 48 catches for 815 yards (17.0 avg.) and eight TDs...yardage total ranks second all-time...recorded six catches for 133 yards with two touchdowns in 42-28 decision over Jackson State...as **sophomore**, started ten games, missing season finale versus Tuskegee after suffering ligament damage in left knee that required reconstructive surgery...led team with 35 receptions for 614 yards (17.5 avg.) and four touchdowns...named team's Outstanding **Freshman** after catching 12 passes for 259 yards (21.6 avg.) and two touchdowns in eight games...hauled in longest catch of collegiate career on 93-yard score in 45-7 rout of Prairie View A&M...standout sprinter and high jumper on Hornet track team...holds B.A. in business education.

PERSONAL: Single, splits off-season between Houston and Miami...working on graduate courses in business education during off-season...worked as substitute teacher with Houston Independent School District and as TAAS test "Rally Leader"...All-Conference, All-County and MVP at Miami Central (FL) High...led county with 370 yards and touchdown as punt returner...born Reginald Alonzo Brown, May 5, 1970, in Miami, Florida.

BROWN'S NFL STATISTICS

Year	Team	G/S	Receiving					Rushing				
			Rec.	Yds.	Avg.	LG	TD	Att.	Yds.	Avg.	LG	TD
1993	Hou.	4/0	2	30	15.0	26	0	0	0	0.0	0	0
1994	Hou.	4/0	4	34	8.5	11	0	0	0	0.0	0	0
Totals		8/0	6	64	10.7	26	0	0	0	0.0	0	0
Playoffs		0/0	0	0	0.0	0	0	0	0	0.0	0	0

ADDITIONAL STATISTICS

Two-Pt. Conversion: vs. Indianapolis 9/4/94



Rich Camarillo

Punter

16

5' 11", 202 lbs., 15th Year

College: Washington
H.S.: El Rancho (CA)
Acquired: UFA (Ariz.) in '94
Born: Nov. 29, 1959



PRO: One of most successful punters in NFL history...has earned five Pro Bowl berths (1983, 1989, 1991-93) and was All-Pro (first or Second-Team) in 1982, 1989, 1990, 1992 and 1993...played for Patriots (1981-87), Rams (1988) and Cardinals (1989-93)...with first

appearance in '95 game, will move into sole possession of second place on NFL's all-time list for seasons punted with 15 (16 by Jerrel Wilson)...ranks tenth on NFL's all-time list for punts with 950 (second on active list behind Rohn Stark), is ninth all-time in yards punted with 40,730 (second active behind Stark), and is 12th in league history in career punting average with a 42.9 mark...has more NFL experience than any other Oiler.

1994: Finished season with Oiler single-season mark for most punts, topping Cliff Parsley's 93 in '79...punting totals for kicks and yards marked career highs (previous bests were 92 boots for 3,953 yards for '85 Patriots)...also surpassed personal best for inside 20 (25 in '83)...ended year tied for first in NFL in inside 20, third in AFC in punting average and third in NFL in net average...tied personal high and set Oiler mark with 11 punts for 502 yards versus Steelers (11/6)...Oilers old mark (10) was shared by seven players and last accomplished by John James at Chiefs (11/11/84)...signed with the Oilers as an unrestricted free agent on May 5. **1993:** Earned third straight Pro Bowl berth (5th overall)...other honors included Sports Illustrated First-Team All-Pro, Second-Team All-Pro from AP and College and Pro Football Newsweekly and First-Team All-NFC from UPI and Football News...average ranked third in NFC...net was second best in conference and third in NFL...had 46.3 average versus Redskins (10/17), including season-long 61-yarder...had season-high single-game marks in both gross average (48.9) and net (44.4) against Saints (10/31). **1992:** Honors included Pro Bowl, NFL Alumni Punter of Year and Pro Football Weekly's Golden Toe (top kicker in league)...All-Pro selection by AP, PFWA and NEA, and All-NFC choice by UPI...had just two touchbacks to go with 23 boots inside 20 (2nd NFL), including 13 inside 10...for second straight season, led NFL in net, just missing opportunity to become first punter in league history with 40-yard net average...due to pulled leg muscle, missed season-opener at Tampa Bay (9/6) as PK Greg Davis filled in...against Washington (10/4), averaged 47.5 gross and 43.3 net and was called on for kickoff duty after Davis suffered pulled hamstring in pre-game warmups...five kickoffs and missed only PAT try prompting Davis to suit back up and convert three PATs...first time placekicking since junior college...fifth-best single-game average in Cardinal history with 52.7-yard effort (46.6 net) versus Chargers (12/6). **1991:** Posted career-best average on 76 punts...average was second best in Cardinals' history and ranked third in NFL (2nd NFC)...NFL leader in net average...NFC's punter in Pro Bowl...in 16-10 win over Atlanta (10/20), posted career-best 53.2-yard average (third best in team history) on five kicks with three inside 20...suffered first block in four years against Dallas (11/3) but had season-best 60-yarder in next game versus Giants (11/10). **1990:** UPI Second-Team All-NFC choice...ranked first in NFC (T-2nd NFL) in net average and third in NFC (5th NFL) in gross...had season-high 50.8-yard average (42.8 net) on five punts that included season-best 63-yarder in game against Dolphins (11/4). **1989:** Joined Cardinals as free agent and ended up earning Pro Bowl berth...AP Second-Team All-Pro and UPI First-Team All-NFC...led NFL in punting with 43.4 average and ranked second in net with 37.5...credited with four punts inside 20 (44-yd. gross, 40.3 net) in game against Bucs (11/26)...missed Raiders game (12/10) after spraining ankle playing WR for Cards' scout team in practice. **1988:** After seven seasons with Patriots, waived on final cut-down (8/30) but picked up next day by Rams to replace injured Dale Hatcher (knee)...used by L.A. for first nine games before being waived (11/2) following Hatcher's return. **1987:** Totaled seven punts of 50-plus

Oil Slicks

Single-Game Highs Most Punts

11 (three times),
at Chicago (9/15/85),
at Dallas (11/22/84),
vs. Pittsburgh (11/6/94)

Most Punting Yards

514 at Chicago (9/15/85)

Best Average

53.2 vs. Atlanta (10/20/91)

Longest Punt

76 vs. N. Y. Jets (9/19/82)

yards...48.6 average against Denver (12/6) was season-high and also had 73-yard punt that was third longest in NFL in '87. **1986:** Suffered three blocks, most of career...had two punts over 60 yards plus one in post-season play. **1985:** Established Patriot single season records for punts (92) and yards (3,953)...third in AFC (5th NFL) in gross average...season-best average for game was 47.7 on four boots against Green Bay (9/8)...had longest punt of season in NFL with 75-yarder versus Chicago (9/15) while tying club record for most punts in game with 11 (514 yds./46.7 avg.)...established Super Bowl record (since broken by Bengals' Lee Johnson) with 62-yard punt versus Bears (1/26/86). **1984:** Due to knee injury, played only seven games for New England...injured knee in third preseason game and was on injured reserve (on 8/18) for first nine games (activated 11/3)...tied club record with 11 punts against Dallas (11/22). **1983:** Earned first Pro Bowl trip by finishing first in NFL in net average and second in gross on 81 punts with 25 inside 20...in 16 games, totaled 18 punts over 50 yards and four over 60 (including 70-yarder in snow vs. Saints, 12/4)...**1982:** Named Sports Illustrated First-Team All-Pro...longest punt of career with 76-yarder versus Jets (9/19) which was longest of season in AFC (3rd in NFL). **1981:** Earned New England roster spot as rookie free agent...originally signed (5/18) and waived (8/24) before being re-signed (10/19) following seventh game...earned All-Rookie honors.

COLLEGE: Transferred to Washington after spending first two years at Cerritos (CA) Junior College...named to UW's all-century team...in **senior** season, punted 52 times for 37.9 average with long of 57...**junior** totals showed 51 kicks for 40.7-yard mark and long of 60...average ranked third in PAC-10 and was fourth highest in school history...as **sophomore** at Cerritos, averaged 42.8 yards per kick and was First-Team All-America JuCo selection...in **freshman** campaign, owned 40.5-yard average and earned First-Team All-California JuCo honors...majored in communications.

PERSONAL: Married to Mary (6/3/88), couple resides in off-season in Phoenix with daughter, Nicole (6/20/90) and son, Eric (12/9/93)...has done extensive work with Special Olympics...hobbies include playing golf, bowling and traveling...lists favorite movie as "The Fugitive" and favorite book as "Trial"...brother, Gary, was three-time All-New England placekicker/punter at Bridgewater State...uncle, Leo, was '77 Cowboy of Year on professional rodeo circuit...attended El Rancho High in Pico Rivera, California, lettering in football and baseball...baseball all-star as shortstop...born Richard Jon Camarillo, Nov. 29, 1959, in Whittier, California.

CAMARILLO'S NFL STATISTICS

Year	Team	G	No.	Yds.	Avg.	TB	In20	LG	Blk.	Net
1981	N.E.	9	47	1959	41.7	9	12	75	0	33.4
1982	N.E.	9	49	2140	43.7	5	10	76	0	37.7
1983	N.E.	16	81	3615	44.6	11	25	70	0	37.1
1984	N.E.	7	48	2020	42.1	7	12	61	0	34.7
1985	N.E.	16	92	3953	43.0	13	17	75	0	35.7
1986	N.E.	16	89	3746	42.1	7	16	63	3	33.1
1987	N.E.	12	62	2489	40.1	8	14	73	1	31.7
1988	Rams	9	40	1579	39.5	2	11	57	0	34.2
1989	Az.	15	76	3298	43.4	6	21	58	0	37.5
1990	Az.	16	67	2865	42.8	5	16	63	0	37.4
1991	Az.	16	76	3445	45.3	7	19	60	1	38.9
1992	Az.	15	54	2317	42.9	2	23	73	0	39.6
1993	Az.	16	73	3189	43.7	8	23	61	0	37.8
1994	Hou.	16	96	4115	42.9	9	35	58	0	36.4
Totals		188	950	40730	42.9	99	254	76	5	36.2
Playoffs		6	35	1559	44.5	7	4	62	1	37.3

Note: Career net based on 4,394 return yards heading into '95

ADDITIONAL STATISTICS

Passing: 1 of 1 for 0 yds. in 1989, 0 of 1 in 1991, 0 of 1 in 1994

PATs: 0/1 in 1992



Pat Carter

Tight End

85

6' 4", 258 lbs., 8th Year

College: Florida State

H.S.: Riverview (FL)

Acquired: UFA (Rams) in '94

Born: Aug. 1, 1966



PRO: Tough blocker with good hands and excellent agility for size...prior to coming to the Oilers, spent five seasons with Rams (1989-93) after playing rookie year for Lions (1988).

1994: First catch as Oiler came on 2-yard TD play in season opener at Indianapolis (9/4)...marked first score by Oiler TE since Jamie Williams hauled in 7-yarder from QB Warren Moon at Colts (11/29/87)...tied career-best with four receptions versus Seattle (12/11) for career-high 49 yards...unrestricted free agent, signed one-year contract with Oilers on March 30. **1993:** Played 11 games with ten starts for Rams...in season-opener against Packers (9/5), suffered foot sprain and missed next five games...tied career-best with four catches against Falcons (11/14)...versus Redskins (11/21), made longest reception of career (38 yards) and had 45 total receiving yards. **1992:** Set single-season personal bests for catches (20), receiving yards (232) and touchdowns (3)...against San Francisco (10/4), caught three balls for 42 yards and TD...snagged three passes for 41 yards and score in game with Giants (10/18)...other TD reception came on 8-yarder in 31-27 win at Tampa Bay (12/6). **1991:** Caught first NFL touchdown on 18-yard pass from Mike Pagel against Atlanta (10/27)...other TD also came versus Falcons on 6-yard toss from Jim Everett (12/8). **1990:** Began season as starting tight end before signing of Damone Johnson...had season-high three snags for 27 yards with long of 16 versus Saints (12/31). **1989:** Acquired by Rams from Lions (8/18) in exchange for 1990 fourth round draft choice...played primarily on special teams and notched eight solo tackles. **1988:** As rookie for Detroit, became Lions' starter despite missing first three preseason games due to back injury...high game of season came with four catches for 38 yards versus Bears (10/9)...had 31-yard grab against 49ers (10/2)...drafted by Lions with second of two second round picks (32nd overall).

Oil Slicks

Single-Game Highs

Most Receptions

4 (three times), last
vs. Seattle (12/11/94)

Most Receiving Yards

49 vs. Seattle (12/11/94)

Longest Reception

38 vs. Washington (11/21/93)

Most TD Receptions

1 (seven times), last
at Indianapolis (9/4/94)

COLLEGE: Played four seasons at Florida State and finished career with 83 receptions for 921 yards (11.1 avg.) and seven touchdowns...as **senior**, earned First-Team All-America honors with career-highs for catches (33, 2nd on team) and yards (328) to go with two TDs...First-Team All-South Independent and Honorable Mention All-America as **junior** with 18 receptions for 183 yards (10.2

avg.)...**sophomore** totals showed 19 snags for 235 yards (12.4 avg.) and three touchdowns while starting nine of 12 games...saw action in six games as **freshman**, catching 13 balls for 175 yards (13.5 avg.) and two TDs...holds B.A. in social science.

PERSONAL: Married to Charlene (3/7/92), couple splits off-season between Missouri City, Texas and Corona, California with sons, Jamelle (1/8/88) and Alec (10/5/93)...hobbies include playing chess and listening to music...attended Riverview High in Sarasota, Florida, lettering in football and basketball...All-State selection...born Wendell Patrick Carter, Aug. 1, 1966, in Sarasota, Florida.

CARTER'S NFL STATISTICS

Year	Team	G/S	Rec.	Receiving Yds.	Avg.	LG	TD
1988	Det.	15/14	13	145	11.1	31	0
1989	Rams	16/0	0	0	0	0	0
1990	Rams	16/4	8	58	7.3	16	0
1991	Rams	16/5	8	69	8.6	18t	2
1992	Rams	16/16	20	232	11.8	25	3
1993	Rams	11/10	14	166	11.9	38	1
1994	Hou.	16/13	11	74	6.7	19	1
Totals		106/62	74	744	10.1	38	7
Playoffs		3/0	0	0	0.0	0	0

ADDITIONAL STATISTICS

Special Teams/Return Tackles: 8-0-8 in 1989, 2-1-3 in 1990, 2-0-2 in 1991, 2-0-2 in 1994 for total of 14-1-15



Chris Chandler

Quarterback

12

6' 4", 225 lbs., 8th Year

College: Washington
H.S.: Everett (WA)
Acquired: UFA (Rams) in '95
Born: Oct. 12, 1965



PRO: Veteran quarterback...possesses strong arm and solid field presence...enjoyed most success with current Oiler offensive coordinator Jerry Rhome in Arizona (1990-93).

1994: Spent season with Los Angeles Rams...finished with career-high quarterback rating...completed 13 of 21 passes for 212 yards and one TD in 16-0 win at Kansas City (9/25)...effort included season long 72-yard TD pass to Flipper Anderson...posted season highs for completions (19) and yards (223) against Denver (11/6)...had season-best quarterback rating of 149.1 for game versus Raiders (11/13)...completed 10 of 11 passes (career-best 90.1%) for 171 yards and one TD before spraining ankle and leaving game in second quarter. **1993:** Played in four games for Cardinals with two starts...lost QB battle with Steve Beuerlein. **1992:** Recorded career-bests in pass attempts, completions, yards, completion percentage, touchdown passes and yards rushing...set single-game career highs in passing yards (383), attempts (43), and completions (28) versus Dallas (9/20)...threw for career-high three touchdown passes against San Francisco (10/1). **1991:** Split season between Tampa Bay and Arizona...acquired by Cardinals (11/5) off waivers...played in six games for Buccaneers (3 starts) and three games for Cardinals (2 starts). **1990:** Acquired by Tampa Bay from

Indianapolis in exchange for '92 first-round draft choice...saw limited duty for Buccaneers. **1989:** Suffered season-ending knee injury versus Atlanta (9/24)...prior to injury, completed 20 of 33 passes for 266 yards and one TD...touchdown was career-long 82-yarder to Clarence Verdin (at Rams, 9/17). **1988:** Became starting quarterback after replacing Jack Trudeau (injury)...earned numerous all-rookie honors after leading Colts to 9-4 record as starter...completed 12 of 15 passes for 111 yards in 31-28 win over Miami (12/4)...originally drafted by Indianapolis in third-round (76th overall) of 1988 draft.

COLLEGE: Finished career at Washington with 26-consecutive starts...ranked third in school history in total offense (4,442 yards) and touchdown passes (32) and fourth in career passing yardage (4,161)...as **senior**, completed 128 of 249 pass attempts for 1,739 yards, 11 TDs and nine interceptions...led team to Independence Bowl...set school record for touchdowns in single-season with 20 as **junior**...tied NCAA record with four second-quarter touchdown passes versus Stanford...in **sophomore** season, saw limited action and completed 38 of 72 passes for 428 yards...appeared in just one game as **freshman**...holds degree in economics.

PERSONAL: Married to former Diane Brodie (6/25/94), daughter of former NFL quarterback John Brodie...couple resides in Palm Springs with daughter, Ryann Mae (3/9/95)...three-sport star at Everett High in Everett, Washington...as senior, passed for 2,000 yards in football, averaged 21.5 points in basketball and batted .425 in baseball...born Christopher Mark Chandler, Oct. 12, 1965, in Everett, Washington.

Old Slicks

Single-Game Highs

Most Passing Attempts

43 (twice), last
vs. Tampa Bay (12/27/92)

Most Completions

28 at Dallas (9/20/92)

Most Passing Yards

383 at Dallas (9/20/92)

Longest Pass

82t at L.A. Rams (9/17/89)

Most Touchdown Passes

3 vs. San Francisco (11/1/92)

Most Rushing Yards

56 at Detroit (9/29/91)

Most Rushing Attempts

8 (twice), last
vs. Tampa Bay (10/16/88)

Longest Rush

29t vs. N.Y. Jets (11/6/88)

Most Rushing TDs

1 (seven times), last
at Chicago (12/18/94)

CHANDLER'S NFL STATISTICS

Passing

Year	Team	G/S	Att.	Com.	Yds.	Pct.	TD	INT	LG	Sacks	Rating
1988	Ind.	15/13	233	129	1619	55.4	8	12	54	18/128	67.2
1989	Ind.	3/3	80	39	537	48.8	2	3	82t	3/17	63.4
1990	T.B.	7/3	83	42	464	50.6	1	6	68t	15/103	41.4
1991	T.B./Az.	9/5	154	78	846	50.6	5	10	45t	17/134	50.9
1992	Az.	15/13	413	245	2832	59.3	15	15	72t	29/226	77.1
1993	Az.	4/2	103	52	471	50.5	3	2	27t	4/25	64.8
1994	Rams	12/6	176	108	1352	61.4	7	2	72t	7/46	93.8
Totals		65/45	1242	693	8121	55.8	41	50	82t	93/679	70.4
Playoffs		0/0	0	0	0	0.0	0	0	0	0/0	0.0

Rushing

Year	Team	Att.	Yds.	Avg.	LG	TD
1988	Ind.	46	139	3.0	29t	3
1989	Ind.	7	57	8.1	23	1
1990	T.B.	13	71	5.5	18	1
1991	T.B./Az.	26	111	4.3	12	0
1992	Az.	36	149	4.1	18	1
1993	Az.	3	2	0.7	1	0
1994	Rams	18	61	3.4	22	1
Totals		149	590	4.0	29t	7
Playoffs		0	0	0.0	0	0



Ray Childress

Defensive Tackle

79

6' 6", 272 lbs., 11th Year

College: Texas A&M

H.S.: J.J. Pierce (TX)

Acquired: 1st RD (A) in '85

Born: Oct. 20, 1962



PRO: One of NFL's premier defensive tackles...five-time Pro Bowler...selected in '89 to Oilers' 30th Anniversary "Dream Team"...outstanding against run and pass...can play inside or outside along defensive line...is ferocious competitor...has paced Oiler defensive linemen in total tackles in each of ten years...fifth on Oilers' all-time games played list...has 13 multi-sack games heading into '95.

1994: For tenth time in career, paced all Oiler lineman and finished fifth overall in total tackles...tied (DE Kenny Davidson) for second on team in quarterback sacks...versus Seahawks (12/11), recorded 13th multi-sack game of career, dropping QB Dan McGwire twice for 14 yards...in addition, registered third career blocked PAT on John Kasay's extra-point in third quarter. **1993:** Earned fifth Pro Bowl selection...other honors included Second-Team All-Pro recognition from AP, College and Pro Football Newsweekly and Football Digest...named First-Team All-AFC by UPI and Football News...ranked sixth on club in total tackles, pacing all Oiler linemen in tackles...sack total was third on team...tied for club lead in fumble recoveries...in 33-17 besting of Atlanta (12/5), scored second career touchdown by recovering Bobby Hebert fumble in end zone (fumble forced on sack by DE William Fuller)...in 24-0 regular season-ending shutout of Jets (1/2/94), notched career-best three sacks for 12th multi-sack game to go with season-high eight tackles and forced fumble (recovered by DE Sean Jones). **1992:** Earned fourth Pro Bowl selection and third as DT...other post-season accolades included First-Team All-Pro from AP, PFWA, Pro Football Weekly, NEA and College and Pro Football Newsweekly along with Pro Football Weekly First-Team All-AFC...selected as NFL's best defensive tackle by Beckett...second on club in tackles...since Oilers began keeping tackles as statistic in 1974, marked first time DT had been among team's top two tacklers...led club in sacks (T-8th AFC) and set career-high...marked first time defensive tackle had led Oilers in QB drops since Curley Culp's 11.5 in 1975...had three multi-sack games in '92...led team in fumble recoveries and tied for lead (with S Bubba McDowell) in forced fumbles...in loss to Steelers (9/6), contributed seven tackles, two sacks and second career blocked PAT...posted season-high 11 tackles, two sacks and forced fumble in 23-20 OT edging of Chiefs (9/20)...returned Neil O'Donnell fumble (forced by DT Jeff Alm) 8 yards for first NFL touchdown and notched sack in 21-20 loss at Pittsburgh (11/1)...in 27-3 victory over Bills (12/27), was named AFC Defensive Player of Week after racking up eight tackles, pair of sacks and pass bat-down. **1991:** Earned third Pro Bowl berth but was unable to play due to rib/back injury...honors included NEA First-Team All-Pro, College and Pro Football Newsweekly First-Team All-Pro, UPI First-Team All-AFC and Pro Football Weekly First-Team All-AFC...one of five finalists for NFL Man of Year...paced all Oiler linemen in tackles (4th on

Oil Slicks

Single-Game Highs

Most Total Tackles

20 vs. L.A. Raiders (10/26/86)

Most Solo Tackles

9 (twice),

at Seattle (12/2/90),

vs. Cleveland (11/17/91)

Most Sacks

3 vs. N.Y. Jets (1/2/94)

Most Fumbles Recovered

3 vs. Washington (10/30/88)

team)...led club in tackles for losses with 16...ranked third on team in QB sacks and was second in forced fumbles...slated to return to DE in camp, but started season at DT following acquisition of Lee Williams...missed good portion of preseason after suffering fractured right fibula against Chargers (8/3), but returned for regular season-opening 47-17 beating of Raiders (9/1)...tied season-best with 11 tackles in 24-20 loss at New England (9/22)...with seven tackles, two sacks and forced fumble, earned AFC Defensive Player of Week accolades in 31-6 win over Pittsburgh (12/8) that clinched AFC Central Division title...suffered rib and back injury in third quarter of 17-14 victory at Cleveland (12/15) and subsequently missed regular season finale plus playoff win over Jets. **1990:** With Oilers' shift from 3-4 to 4-3 base defense, was converted to defensive tackle...honors included Pro Bowl selection; First-Team All-Pro from PFWA, Sporting News, and College and Pro Football Newsweekly; Second-Team All-Pro from AP and The National; Football News First-Team All-AFC; and UPI Second-Team All-AFC...led linemen in tackles (3rd on team) and tied for second on club (with William Fuller) in QB sacks...in 20-9 loss at Pittsburgh (9/16), had 2.5 sacks while also recording safety (Bubby Brister)...recorded season-high 11 tackles in 13-10 loss at Seattle (12/2). **1989:** Started first two games of season at NT in place of injured Doug Smith (knee)...led linemen in total tackles and also posted team-high in QB sacks...had multi-sack game with two in season-opening loss at Minnesota (9/10)...also posted 2.5 sacks in 35-31 edging of Lions (11/5), then followed that up with 1.5 QB drops in Monday night 26-24 win over Cincinnati (11/13)...suffered fractured fibula of right leg in 20-17 victory over Tampa Bay (12/10)...on two-man inactive list for remaining two games plus playoff loss, thus missing first non-strike games of career. **1988:** Finished tied for team lead (T-8th AFC) in QB sacks...seven fumble recoveries came within two of NFL record of nine set by Minnesota's Don Hultz in 1963...honors included Pro Bowl, UPI First-Team All-AFC, World Almanac Second-Team All-Pro, College and Pro Football Newsweekly Second-Team All-Pro and AP Honorable Mention All-Pro...in season-opening 17-14 OT win at Indianapolis (9/4), earned AFC Defensive Player of Week honors with six solos, two sacks and key recovery of Gary Hogeboom fumble on Houston's 18-yard line with score tied 14-14...had first career blocked PAT against Teddy Garcia vs. New England (9/25)...notched 2.5 sacks in 7-6 squeaker over Chiefs (10/9)...in 41-17 win over Washington (10/30), had team record three fumble recoveries (2 led to TDs)...received offer sheet from Chicago following season, but Oilers matched it. **1987:** Led lineman in total tackles and posted team-high in QB sacks...in season-opening 20-16 win over Rams (9/13), forced Eric Dickerson fumble with 2:47 left to play and Oilers ahead by one...had season-high 11 tackles and one sack versus Colts (11/29). **1986:** Finished second (behind John Grimsley) on team in total tackles while leading team in QB sacks...named First-Team All-Pro by Football News...had nine games with double-figure tackle totals...posted 19 total tackles against Detroit (10/5) and 20 versus the Raiders (10/26)...in season-ending 16-7 victory over Buffalo (12/21), had two sacks while also sharing field goal block with Mike Golic. **1985:** As rookie, stepped right into Oilers' starting lineup and finished second on team in tackles...earned First-Team All-Rookie honors from Pro Football Writers of America and Football Digest...recorded first multi-sack game (2) against Buffalo (11/10)...first of two first-round picks by Oilers (3rd player overall) in 1985...first defensive player picked by Houston in first round since Robert Brazile in 1975.

COLLEGE: Enjoyed standout career at Texas A&M that included 360 total tackles (220 solo), 26 QB sacks and nine fumble recoveries...in **senior** season, credited with 124 tackles (68 solo) and ten sacks to earn First-Team All-America honors from UPI and Sporting News...First-Team All-Southwest Conference and one of 12 finalists for Lombardi Trophy...posted career-best 26 total tackles against

Arkansas...First-Team All-SWC as **junior** with 117 tackles (82 solo) plus 15 sacks...twice AP Player of Week in '83 versus Arkansas (17 tackles, 4 sacks) and Baylor (5 tackles, 2 sacks, 23-yd. int. return for TD)...won starting job midway through **freshman** year...majored in building construction.

PERSONAL: Along with wife, Kara (1/5/84), sons, Wells (11/20/90) and Ford (9/1/93), and daughter, Sloan (7/9/92), resides year round in Houston...owns ranch in Garwood, Texas and also has cattle ranching business...in 1992, formed "The Childress Foundation" to try to "tackle" crime in Houston by steering children away from criminal activity...member of Board of Directors of Ronald McDonald House and Special Olympics...does extensive volunteer work for American Cancer Society, March of Dimes, American Heart Association, American Diabetes Association, United Way and Houston Livestock Show and Rodeo...in 1990, inducted into Texas A&M Athletic Hall of Fame and is also member of Texas H.S. Football Hall of Fame in Waco...endows athletic scholarship at Texas A&M...attended J.J. Pearce High in Richardson, Texas, lettering in football and basketball...earned All-America, All-South, All-District and All-State honors in senior season...born Raymond Clay Childress, Jr., Oct. 20, 1962, in Memphis, Tennessee.

CHILDRESS' NFL STATISTICS

Year	Team	G/S	Solo	Asst.	Total	Sacks	FR	FF	INT	Yds.	PD
1985	Hou.	16/16	71 (0)	64 (0)	135 (0)	3.5	1	2	0	0	1
1986	Hou.	16/16	67 (0)	105 (0)	172 (0)	5.0	1	1	0	0	2
1987	Hou.	13/13	44 (0)	25 (0)	69 (0)	6.0	1	2	0	0	1
1988	Hou.	16/16	45 (0)	15 (0)	60 (0)	8.5	7	1	0	0	1
1989	Hou.	14/14	38 (0)	19 (0)	57 (0)	8.5	1	1	0	0	0
1990	Hou.	16/16	65 (0)	20 (0)	85 (0)	8.0	1	1	0	0	1
1991	Hou.	15/15	55 (0)	20 (0)	75 (0)	7.0	1	3	0	0	1
1992	Hou.	16/16	64 (0)	26 (0)	90 (0)	13.0	2	3	0	0	3
1993	Hou.	16/16	45 (0)	13 (0)	58 (0)	9.0	3	1	0	0	0
1994	Hou.	16/16	49 (0)	19 (0)	68 (0)	6.0	0	3	0	0	2

Totals 154/154 543 (0) 326 (0) 869 (0) 74.5 18 18 0 0 12
Playoffs 8/8 21 (0) 2 (0) 23 (0) 2.0 0 0 0 0 0

() special teams tackles

ADDITIONAL STATISTICS

Blocked FG: Shared with Mike Golic vs. Buffalo 12/21/86

Blocked PAT: vs. New England 9/25/88, vs. Pittsburgh 9/6/92, vs. Seattle 12/11/94

Safety: at Pittsburgh 9/16/90

Touchdowns: 8-yd. fumble ret. at Pittsburgh 11/1/92, end zone fumble rec. vs. Atlanta 12/5/93



Pat Coleman

Wide Receiver

87

5' 7", 176 lbs., 5th Year

College: Mississippi

H.S.: Cleveland (MS)

Acquired: 9th RD in '90, FA in '91

Born: April 8, 1967



PRO: Utility receiver with ability to return punts and kickoffs...was slot receiver in Oilers' "Run 'N Shoor" offense...accurate route-runner with good speed and running ability after catch.

1994: Set single-season career highs in reception and receiving

yardage totals...made second career start at Indianapolis (9/4)...caught career-high six passes for 58 yards at Dallas (9/11)...had second TD catch (22-yarder) of career versus Bills (9/18)...against Cincinnati (9/25), had career-high 112 yards receiving on four catches including career-long 81-yard strike from QB Cody Carlson...marked first 100-yard performance of career...made second start of season at Pittsburgh (10/3). **1993:** Missed two games (vs. Rams, 9/26; at Bills, 10/11) due to shoulder injury suffered at San Diego (9/19)...also DNP versus Steelers (11/28)...in 28-12 triumph

over Cincinnati (10/24), replaced Gary Wellman (hip) in third quarter and caught three balls for 57 yards including 21-yarder that set up TD...season-long catch of 25 yards helped lead to FG in 24-14 victory over Seattle (11/7)...made first NFL start (in place of injured Webster Slaughter), but did not have reception in 10-7 Christmas Day edging of 49ers. **1992:** Assumed punt returning chores from Corey Harris in third game versus Chiefs (9/20)...in 19-16 loss at Miami (11/22), averaged 24.7 on three KO returns (3/74 yds.)...season-best punt return was 19 yards (at Bengals, 10/11) while long KOR was 28 yards (vs. Bills, 12/27). **1991:** Earned roster spot with impressive training camp after re-signing with team (5/19)...in first full NFL season, saw action as back-up wide receiver and punt/kick-off returner...returned 22 punts for 138 yards (6.3 avg.) and 13 kickoffs for 256 yards (team-best 19.7 avg.)...suffered hamstring strain in season-opening win over Raiders (9/1) and was on two-man inactive list for win at Cincinnati (9/8)...also didn't play versus Jets (10/13) and Redskins (11/3)...enjoyed best game of season in win over Cowboys (11/10) with season-highs in receptions (5), yards (78) and long catch (26)...first touchdown catch of career came on 4-yard toss from Warren Moon in 28-24 edging of Browns (11/17)...in 26-14 loss at Pittsburgh (11/24), had career-long 24-yard punt return, then had personal-best 31-yard kickoff return in loss to Philadelphia (12/2). **1990:** Oiler draft choice, made team's final 47-man roster and was on two-man inactive list for 47-27 season-opening loss at Atlanta (9/9)...waived two days later and eventually placed on team's practice squad (10/3) before ultimately signing with New England (11/21)...played for Patriots in 34-14 loss to Phoenix (11/25) and returned two kickoffs for 18 yards...waived by New England following day...drafted by Oilers in ninth round (237th overall) in 1990.

Oil Slicks

Single-Game Highs

Most Receptions

6 at Dallas (9/11/94)

Most Receiving Yards

112 vs. Cincinnati (9/25/94)

Longest Reception

81 vs. Cincinnati (9/25/94)

Most TD Receptions

1 (twice),

vs. Cleveland (11/17/91),

vs. Buffalo (9/18/94)

COLLEGE: Played two seasons at Mississippi after transferring from Mississippi Delta (J.C.)...two-year Ole Miss statistics included 49 catches for 1,014 yards (20.7 avg.) and 11 touchdowns while also rushing five times for 39 yards...returned 44 kickoffs for 912 yards (20.7 avg.) and 44 punts for 450 yards (10.2 avg., 1 TD)...as **senior**, earned Honorable Mention All-Southeastern Conference honors with 32 snags for 595 yards (18.6 avg.) and five TDs...brought back 16 kickoffs for 352 yards and 23 punts for 242 yards...averaged 110.7 all-purpose yards per game...had 327 all-purpose yards in 32-28 win over Tulane with 92 receiving yards, 47 punt return yards and 118 kickoff return yards...in **junior** year, recorded 17 receptions for 419 yards (26.4 avg.) and a team-high six TDs...also returned 28 kickoffs for school record 560 yards (20.0 avg.) and 21 punts for 208 yards (9.9 avg., 1 TD)...ranked third in SEC punt returns and fifth in kickoff returns while averaging 108.8 all-purpose yards...had 83-yard punt return for TD in game against Memphis State in Ole Miss debut...as **sophomore** Ju-Co star, was Mississippi Player of Year, rushing for 1,502 yards and eight TDs...averaged incredible 38.8 yards on five punt returns for 194 yards and two scores...had 15 kickoff returns for 31.7-yard mark and pair of TDs...MVP in state JuCo all-star game with two

touchdowns...also state champ in 100 and 200-meter dashes...ran for 1,313 yards in **freshman** campaign...majored in physical education.

PERSONAL: Single, lives in Cleveland, Mississippi during off-season...attended Cleveland (MS) High, lettering in football, track and baseball...state champion in 100 and 200-meter dashes...born Patrick Darryl Coleman, April 8, 1967, in Cleveland, Mississippi.

COLEMAN'S NFL STATISTICS

Year	Team	G/S	Receiving					Kickoff Returns				
			Rec.	Yds.	Avg.	LG	TD	No.	Yds.	Avg.	LG	TD
1990	N.E.	1/0	0	0	0	0	0	2	18	9.0	12	0
1991	Hou.	13/0	11	138	12.5	26	1	13	256	19.7	31	0
1992	Hou.	14/0	2	10	5.0	6	0	14	290	20.7	28	0
1993	Hou.	13/1	9	129	14.3	25	0	3	37	12.3	16	0
1994	Hou.	10/2	20	298	14.9	81	1	0	0	0.0	0	0
Totals		51/3	42	575	13.7	81	2	32	601	18.8	31	0
Playoffs		2/0	0	0	0.0	0	0	3	36	12.0	15	0

Year	Team	No.	Punt Returns		Avg.	LG	TD
			FC	Yds.			
1990	N.E.	0	0	0	0.0	0	0
1991	Hou.	22	8	138	6.3	24	0
1992	Hou.	7	4	35	5.0	19	0
1993	Hou.	0	0	0	0.0	0	0
1994	Hou.	2	2	13	6.5	10	0
Totals		31	14	186	6.0	24	0
Playoffs		0	3	0	0.0	0	0

ADDITIONAL STATISTICS

Rushing: 1 for 1 yd. in 1993, 1 for 2 yds. in 1994 for total of 2 for 3 yds.

Special Teams/Return Tackles: 1-0-1 in 1991, 1-0-1 in 1993, 1-0-1 in 1994 for total of 3-0-3



Kenny Davidson

Defensive End

90

6' 5", 288 lbs., 6th Year

College: Louisiana State
H.S.: Huntington (LA)
Acquired: UFA (Pitt.) in '94
Born: Aug. 17, 1967



PRO: Has shown steady improvement...excellent combination of size and speed...experienced defenseman that has played in 54 consecutive games...has two multi-sack games over career heading into '95.

1994: Had most productive season of five-year career...set single-season career marks with total tackles, solo stops and quarterback sacks...sack total tied for second on team (Ray Childress)...against Cincinnati (9/25), recorded first multi-sack game of career with two...posted second multi-sack game of career at Philadelphia (10/24) with two sacks for 8 yards...posted career-high nine total tackles (career-high 7 solo) against Seat-

Oil Slicks

Single-Game Highs

Most Total Tackles

9 vs. Seattle (12/11/94)

Most Solo Tackles

7 vs. Seattle (12/11/94)

Most Sacks

2 (twice),

vs. Cincinnati (9/25/94),
at Philadelphia (10/24/94)

Most Interceptions

1 vs. New England (12/5/93)

tle (12/11). **1993:** Scored first NFL touchdown on 18-yard fumble return and picked up half sack at Atlanta (9/27)...pulled in first career INT by deflecting pass versus New England (12/5) and finished with team-high eight tackles. **1992:** Starter at LDE, not starting only in dime defense...deflected pass at San Diego (9/20) resulting in an interception by LB David Little to set up touchdown...had team's only sack versus Indianapolis (11/22)...in 20-14 win over Seattle (12/6), had season-high eight stops and registered second sack. **1991:** Played primarily in 4-3 situations for Steelers...made eight tackles in first five games before only start versus Seattle (10/20)...in that game, had season-high four tackles (three solo). **1990:** As rookie, finished fourth on team in sacks...at Cleveland (9/9), had sack on first NFL play...recorded sack in Houston (9/16) and San Diego (10/7) contests...registered season-high five solo tackles at Los Angeles Raiders (9/23)...did not play in either Cincinnati games (11/18 and 12/2)...drafted by Steelers in second round (43rd overall) in 1990.

COLLEGE: Saw action at five different positions over collegiate career at LSU...moved to DT as **senior**...started two games and finished with 31 tackles and two sacks...played TE, G and OT before seeing action at DE late in **junior** year...made two starts at OT as **sophomore** after playing in four games at TE as **freshman**...graduated in 1990 with degree in business administration.

PERSONAL: Single, lives in Shreveport, Louisiana, during off-season...active volunteer in Big Brothers and D.A.R.E....attended Huntington High and was named team MVP...earned All-City, All-District and All-Area honors...born Kenneth Darrell Davidson, Aug. 17, 1967, in Shreveport, Louisiana.

DAVIDSON'S NFL STATISTICS

Year	Team	G/S	Solo	Asst.	Total	Sacks	FR	FF	INT	Yds.	PD
1990	Pitt.	14/0	19 (2)	1 (0)	20 (2)	3.5	0	0	0	0	0
1991	Pitt.	13/1	8 (0)	5 (0)	13 (0)	0.0	0	0	0	0	2
1992	Pitt.	16/12	18 (0)	15 (0)	33 (0)	2.0	0	0	0	0	2
1993	Pitt.	16/9	26 (0)	25 (0)	51 (0)	2.5	1	0	1	6	7
1994	Hou.	16/16	47 (0)	21 (0)	68 (0)	6.0	0	1	0	0	5
Totals		75/38	118 (2)	67 (0)	185 (2)	14.0	1	1	1	6	16
Playoffs		1/1	1 (0)	2 (0)	3 (0)	0.0	0	0	0	0	0

() special teams tackles

ADDITIONAL STATISTICS

Touchdowns: 18-yd. fumble ret. vs. Atlanta 9/27/93

Al Del Greco

Kicker

3

5' 10", 200 lbs., 12th Year

College: Auburn
H.S.: Coral Gables (FL)
Acquired: FA in '91
Born: March 2, 1962



PRO: Proven veteran kicker with strong leg...owns Oilers' highest career field goal percentage (.809)...fifth place on team's all-time scoring list (342 points)...fourth on Houston's playoff scoring list with 27 points, first in PATs with 12, and third in both FGs with five and FG attempts with seven...played with Packers (3.5 seasons) and

'95 Houston Oilers

Cardinals (3.5 seasons)...finished Packer tenure ranked 12th on club's all-time scoring list with 262 Green Bay points...four FGs of 50-plus yards for Cardinals was best in team history...has kicked eight game-winning FGs in career...reunited in '94 with former Cardinal kicking mate Rich Camarillo.

1994: With 37.4-yard average, had highest yards-per-make average in NFL...tied former Oiler Florian Kempf's '83 mark by connecting on last 11 attempts (personal best) of season...15 of 16 from 47 yards and closer...set season best for makes from 40-49 yards...against Browns (10/13), had streak of games scored in snapped at 44 (Oiler record)...old mark was held by George Blanda (40 in 1960-63). **1993:** Named Second-Team All-Pro by Football Digest...finished second in AFC (4th NFL) in scoring with career-best and Oiler team record point total...surpassed previous club mark of 115 set by George Blanda (1960) and Tony Zendejas (1989)...field goals attempted and made were career highs...personal-best 85.3% FG success rate ranked second in AFC (3rd NFL) and broke team record of 85.0% by Florian Kempf in 1983...total field goals also shattered Oiler record of 25 by Zendejas in '89...finished season with FG in nine straight games...tied mark of most seasons with 100 or more points (2) and became just third player in team annals to notch back-to-back 100-point campaigns...totaled career-high four FGs of 50-plus yards in '93 which also tied for third best in NFL history...named AFC Special Teams Player of Month for November...nailed 52-yarder (T-3rd longest of career) in loss to Rams (9/26)...in 24-14 triumph over Seahawks (11/7), connected on 3/3 FGs including a 51-yarder while also establishing a new Oiler record for consecutive PATs with 76 (broke Skip Butler's mark of 75)...ironically, missed next PAT in that Seattle game after breaking record, thus marking first miss since 1989 (9/17 for Cardinals against Seahawks) and snapping overall streak of 134 PATs (144 including playoffs)...had streak of 10-consecutive FGs and came within one of tying Kempf's team record of 11 straight FGs before missing first try in 27-10 win at Cleveland (11/21)...tied Butler's team mark with personal-high six FG attempts in 33-17 victory over Falcons (12/5)...for eighth time in career, converted four FGs in game as Houston clinched AFC Central title with 26-17 win at Pittsburgh (12/19). **1992:** Point total ranked fourth in AFC (10th NFL)...became only fourth Oiler to eclipse 100 points, joining George Blanda (115 in 1960, 112 in 1961), Earl Campbell (114 in 1979) and Tony Zendejas (114 in 1988, 115 in 1989)...scored 11 of team's 23 points including game-winning 39-yard FG in overtime in 23-20 win over Kansas City (9/20)...also booted career-long 54-yarder that tied for second best in Oiler annals (55 by George Blanda vs. Chargers, 12/3/61)...signed three-year contract extension during season. **1991:** Signed by Oilers as free agent (11/5) to replace waived Ian Howfield...on way to accept corporate job in Birmingham when Oilers beckoned...waived prior to season by Phoenix...won Oiler job in "kick-off" with three other PKs including Charlie Baumann, Bjorn Nittmo and David Brown-dyke...for Houston, appeared in seven games and converted ten of 13 field goal attempts and 16 of 16 PATs...ranked third on club with 46 points...against Dallas (11/10), hit on four of five FG tries and had 14 points...kicked 52-yarder and also booted 23-yard game-winner with 32 seconds left in overtime that gave Oilers 26-23 victory...in 17-10 wild card win over Jets (12/29), booted playoff-best 53-yarder. **1990:** For Phoenix, kicked seven straight field goals between games #4-8...in 20-19 loss to Giants (10/21), scored 13 points and kicked four three-pointers. **1989:** Made 13 of first 14

Oil Slicks

Single-Game Highs

Most FGs Attempted

6 vs. Atlanta (12/5/93)

Most FGs Made

4 (eight times), last at Pittsburgh (12/19/93)

Longest FG Made

54 vs. Kansas City (9/20/92)

Most PATs Attempted

6 vs. Minnesota (11/11/84)

Most PATs Made

6 vs. Minnesota (11/11/84)

Most Points Scored

15 vs. Atlanta (12/5/93)

4 FGs/3 PATs

field goal attempts including streak of ten straight that tied Cardinal team record (Jim Bakken did it twice)...in 19-10 triumph over Cowboys (10/29), converted all four field goal tries (40, 25, 31, 42) thus becoming first Cardinal to accomplish that in 14 years (Bakken in 1975). **1988:** Boomed three FGs in 30-24 win over Buccaneers (9/18)...season-best kick was 51-yarder in 41-27 besting of Rams (10/2). **1987:** Spent time with Packers and Cardinals...kicked in five games for Green Bay before being waived (11/25)...had tryouts with Patriots and Lions before inking with Cards (12/8)...appeared in three games for St. Louis...missed PAT against Giants (12/13) that snapped streak of 77 straight...booted three field goals in 21-16 season-ending loss at Dallas (12/27). **1986:** Made 12 of 14 three-pointers inside 40 yards...in Monday nighter against Chicago (9/22), tied club record with four field goals (22, 46, 45, 50). **1985:** Was 14 of 16 from inside 40 yards...hit game-winner with seven seconds left on 22-yard boot as Green Bay defeated Minnesota 20-17 (10/13)...in 26-23 edging of Detroit (12/15), kicked four FGs including 27-yarder as time expired. **1984:** Completing work on degree at Auburn when contacted by Packers about replacing Eddie Garcia...had streak of nine consecutive field goals for Packers...tried out with Packers in mini-camp but did not sign contract...inked with Dolphins (5/17) and made four of six preseason FG tries but lost battle for job with Uwe von Schamann.

COLLEGE: In four-year career at Auburn, connected on 42 of 69 field goals and 110 of 111 PATs for 235 total points...ranked second in school history in FGs and first in PATs...had streak of 55 consecutive PATs...as **senior**, scored career-high 72 points including 12 of 16 FGs and 36 of 36 PATs...**junior** totals featured 13 of 21 three-pointers and 26 of 27 PATs for 65 points...kicked school-record six FGs in game against Kentucky...**sophomore** numbers showed nine of 17 field goals and 21 of 21 extra points for 47 total points...as **freshman** for Tigers, racked up 51 points (8/15 FGs, 27/27 PATs)...holds B.S. in business transportation.

PERSONAL: Married to Lisa (6/14/86), couple spends off-season in Birmingham, Alabama with daughter, Erica (12/22/87) and sons, Trey (11/29/90) and Derrick (10/6/93)...almost scratch golfer, has aspirations to become teaching pro following football career...named by Golf Magazine as best golfer among athletes in other professional sports...along with PGA pro Billy Ray Brown, held golf tournament in Houston to benefit Houston's "Make-A-Wish" Foundation and Multiple Sclerosis Foundation...won last three NFL Cadillac Golf Classics, played in conjunction with PGA Seniors Tour...attended Coral Gables (FL) High, lettering in football and soccer...born Albert Louis Del Greco, Jr., March 2, 1962, in Providence, Rhode Island.

DEL GRECO'S NFL STATISTICS

Year	Team	G	PATs	FGs	FG Pct.	Blk.	Net Made	Avg. Made	LG	Pts.
1984	G.B.	9	34/34	9/12	.750	0	312	34.7	45	61
1985	G.B.	16	38/40	19/26	.731	2	613	32.3	46	95
1986	G.B.	16	29/29	17/27	.630	1	567	33.4	50	80
1987	G.B.-Az.	8	19/20	9/15	.600	0	307	34.1	47	46
1988	Az.	16	42/44	12/21	.571	0	402	33.5	51	78
1989	Az.	16	28/29	18/26	.692	0	609	33.8	50	82
1990	Az.	16	31/31	17/27	.630	0	610	35.9	50	82
1991	Hou.	7	16/16	10/13	.769	0	327	32.7	52	46
1992	Hou.	16	41/41	21/27	.778	0	666	31.7	54	104
1993	Hou.	16	39/40	29/34	.853	0	986	34.0	52	126
1994	Hou.	16	18/18	16/20	.800	0	599	37.4	50	66
Totals		152	335/342	177/248	.714	3	5998	33.9	54	866
Playoffs		4	12/12	5/7	.714	0	196	39.2	53	27

ADDITIONAL STATISTICS

Rushing: 1 for 8 yds. in 1988

NFL FIELD GOAL ACCURACY

Year	1-19	2-29	30-30	40-49	50-plus	Total	Pct.
1984	0/0	2/2	3/4	4/5	0/1	9/12	.750
1985	0/0	10/12	4/4	5/9	0/1	19/26	.731
1986	0/0	8/8	4/6	3/9	2/4	17/27	.630
1987	0/0	3/5	4/6	2/4	0/0	9/15	.600
1988	1/1	4/6	3/3	3/9	1/2	12/21	.571
1989	0/0	7/7	5/6	5/11	1/2	18/26	.692
1990	1/1	4/4	7/10	3/6	2/6	17/27	.630
1991	1/1	4/5	2/3	2/3	1/1	10/13	.769
1992	3/3	8/9	5/6	4/8	1/1	21/27	.778
1993	0/0	13/13	8/9	4/5	4/7	29/34	.853
1994	0/0	4/5	4/4	7/8	1/3	16/20	.800
Totals	6/6	67/76	49/61	42/77	13/28	177/248	.714
Playoffs	0/0	2/2	0/1	2/3	1/1	5/7	.714

1994 KICKING

at Indianapolis (55), at Dallas (~~41~~), Buffalo (0 att.), Cincinnati (~~45~~, ~~24~~), at Pittsburgh (48), Cleveland (29), at Philadelphia (**21**, ~~24~~), at L.A. Raiders (52), Pittsburgh (**32**, ~~49~~, **38**), at Cincinnati (~~34~~), N.Y. Giants (~~43~~), at Cleveland (~~42~~), Arizona (**38**), Seattle (0 att.), at Kansas City (~~48~~), N.Y. Jets (**28**, **50**, ~~42~~).

1993 KICKING

at New Orleans (50), Kansas City (**25**, **22**, **50**), at San Diego (**27**), L.A. Rams (**52**, **25**), at Buffalo (0 att.), at New England (0 att.), Cincinnati (0 att.), Seattle (**33**, **51**, **39**), at Cincinnati (**39**), at Cleveland (34, **28**, **30**), Pittsburgh (~~43~~, **21**, **28**), Atlanta (**52**, ~~43~~, 56, 52, **21**, **36**), Cleveland (**27**, ~~48~~, ~~49~~, **25**), at Pittsburgh (41, ~~34~~, **22**, **33**, **21**), at San Francisco (~~24~~), N.Y. Jets (**38**). Playoffs: Kansas City (~~49~~, ~~43~~).

1992 KICKING

Pittsburgh (**36**), at Indianapolis (**27**, 29, **20**), Kansas City (**21**, ~~54~~, 39), San Diego (~~49~~, 46), at Cincinnati (**39**), at Denver (43), Cincinnati (**27**, 47), at Pittsburgh (**29**, 19, **39**), Cleveland (0 att.), at Minnesota (**30**), at Miami (~~24~~, ~~41~~, **23**, 41), at Detroit (46, **30**), Chicago (**19**), Green Bay (0 att.), at Cleveland (~~47~~), Buffalo (**28**, **18**). Playoffs: at Buffalo (**26**).

1991 KICKING

(Signed following ninth game)

Dallas (**52**, **19**, **22**, 41, **23**), Cleveland (25), at Pittsburgh (0 att.), Philadelphia (~~42~~, ~~47~~), Pittsburgh (~~24~~, 35), at Cleveland (**27**), at N.Y. Giants (**37**, ~~34~~). Playoffs: N.Y. Jets (46, **53**), at Denver (33, **25**).

1990 KICKING

at Washington (0 att.), at Philadelphia (**25**, **50**, ~~42~~), at New Orleans (37, 52), Washington (**32**), Dallas (**28**, **28**), at N.Y. Giants (**39**, **18**, ~~34~~, ~~45~~), Chicago (36, 52), at Miami (~~44~~), at Buffalo (0 att.), Green Bay (58), New England (50, **29**, **50**), Indianapolis (**32**, **39**), at Atlanta (37, 40, 48), at Dallas (**38**), N.Y. Giants (47, 30), Philadelphia (0 att.).

1989 KICKING

at Detroit (**29**, **23**, **33**), at Seattle (0 att.), at N.Y. Giants (47), San Diego (**36**, **33**), at Washington (0 att.), Philadelphia (~~41~~), Atlanta (**50**, **22**), at Dallas (~~40~~, **25**, **31**, ~~42~~), N.Y. Giants (**37**, 42, ~~46~~), Dal-

las (44, 41, ~~45~~), at L.A. Rams (0 att.), Tampa Bay (**21, 28**, 47), Washington (50, **27**), at L.A. Raiders (0 att.), Denver (0 att.), at Philadelphia (39, 45).

1988 KICKING

at Cincinnati (58), Dallas (40), at Tampa Bay (**47, 37**, 47, **23**), Washington (0 att.), at L.A. Rams (**43, 51**), Pittsburgh (**19**), at Washington (**38**, 47, 47), Cleveland (0 att.), at Dallas (**32**), San Francisco (**24**), N.Y. Giants (**28**), at Houston (0 att.), at Philadelphia (44, 28), at N.Y. Giants (0 att.), Philadelphia (**40**, 48), Green Bay (**20**, 20).

1987 KICKING

(Five games with Packers, three with Cardinals)

L.A. Raiders (0 att.), Denver (**32**, 47), at Detroit (**22**, 37, **45**), Tampa Bay (47, **36**), Chicago (39, 26, **47**), Phoenix (0 att.), N.Y. Giants (27), at Tampa Bay (**28**), at Dallas (**32, 28, 37**).

1986 KICKING

Houston (**26**, 40), at New Orleans (**50**), Chicago (**22, 46, 45, 50**), at Minnesota (0 att.), Cincinnati (0 att.), Detroit (0 att.), at Cleveland (**24**), San Francisco (57, 42, **22**), at Pittsburgh (**34**, 43), Washington (37, 40), Tampa Bay (**27**, 49*), at Chicago (33, **22**), at Detroit (**34, 48, 24**, 46), Minnesota (**39, 20**), at Tampa Bay (0 att.), at N.Y. Giants (45, **34**).

1985 KICKING

at New England (40*), N.Y. Giants (**40**), N.Y. Jets (**39**), at St. Louis (0 att.), Detroit (**33, 21**), Minnesota (**45, 22**), at Chicago (42), at Indianapolis (**29**), Chicago (**40**), at Minnesota (52, **46, 28**), New Orleans (**27**), at L.A. Rams (**38**), Tampa Bay (25*, 24), Miami (42, **22**), at Detroit (**38, 29, 25, 27**), at Tampa Bay (47, **24, 40**).

1984 KICKING

(Signed following seventh game)

Seattle (**42**), Detroit (**45, 34**), at New Orleans (**41, 34, 41**), Minnesota (**24**), L.A. Rams (**21**, 54, 36), at Detroit (0 att.), Tampa Bay (0 att.), at Chicago (46), at Minnesota (**30**).

* Blocked

FIELD GOAL KICKING SURFACES

Year	Home		Grass	Road		
	Turf	Pct.		Turf	Total	Pct.
1984	5/7	.714	0/0	4/5	4/5	.800
1985	9/12	.750	3/4	7/10	10/14	.714
1986	9/15	.600	1/1	7/11	8/12	.667
1987	3/8	.375	1/1	5/6	6/7	.857
1988	5/8	.625	6/9	1/1	7/13	.538
1989	11/16	.687	0/0	7/10	7/10	.700
1990	7/12	.583	2/5	8/10	10/15	.667
1991	7/10	.700	1/1	2/2	3/3	1.000
1992	10/11	.909	4/6	7/10	11/16	.688
1993	20/22	.909	4/5	5/7	9/12	.750
1994	10/11	.909	2/3	4/6	6/9	.666
Totals	96/132	.727	24/35	57/81	81/116	.698



Cris Dishman

Cornerback

28

6' 0", 188 lbs., 8th Year

College: Purdue

H.S.: DeSales (KY)

Acquired: 5th RD (A) in '88

Born: Aug. 13, 1965



PRO: Outstanding coverage man with excellent speed (has been timed at 4.39 in 40-yard dash)...tied for third (Tony Banfield, W.K. Hicks) on Oilers' all-time interceptions list with 27.

1994: Finished second on team in interceptions (Darryll Lewis)...tackle total was seventh on team...led team with 22 passes defended...led team with season-high eight solo tackles at Cincinnati (11/13)...against Cardinals (12/4), scored fourth career TD and first by interception return (36 yards). **1993:** Ended up third on club in tackles with career-best totals...ranked second on Oilers (T-6th AFC, T-7th NFL) in interceptions (tied career high)...also led team with personal-bests in both forced fumbles (4) and passes defended (26)...tied with LB Al Smith by being Oilers' solo tackle leader in five games while pacing club in total tackles three times...in season-opening loss at New Orleans (9/5), had six tackles and forced a fumble that S Marcus Robertson returned 80 yards for TD...team leader with six total hits and stripped ball from Chiefs' TE Mike Dyal, running 58 yards for third career touchdown in 30-0 shutout of Kansas City (9/12)...notched eight tackles and a forced fumble at New England 28-14 (10/17)...in 27-20 victory at Cleveland (11/21), credited with team-best seven tackles and interception (30-yd. ret. to set up TD) while also forcing and recovering Patrick Rowe fumble...picked up interceptions in each of next three weeks (vs. Steelers, 11/28; vs. Falcons, 12/5; vs. Browns, 12/12)...pickoff in Cleveland game led to PK Al Del Greco's game-winning field goal (19-17) and was fourth consecutive game with interception, one short of team record (5 by Pete Jaquess in 1964)...also had four-game interception streak in 1991...named AFC Defensive Player of Month for December...paced club with season-best nine solos in 24-0 shutout of Jets (1/2/94). **1992:** Did not sign contract (9/10) until after regular season started, missing first game before reclaiming starting left cornerback spot...tenth on team in tackles while also tying for second in interceptions and ranking second in passes defended with 21...against San Diego (9/27), suffered third quarter neck injury and did not return (replaced by Steve Jackson)...did not get first interception of season until 11th game at Miami (11/22) which marked first pickoff in over year (11/17/91 vs. Browns)...top game came against Buffalo (12/27) with season-best six tackles, four pass breakups and one interception. **1991:** Earned starting spot in Pro Bowl with other honors including AP First-Team All-Pro, Pro Football Weekly First-Team All-NFL, Football Digest First-Team All-Pro, College and Pro Football Newsweekly Second-Team All-Pro, UPI First-Team All-AFC, Pro Football Weekly First-Team All-AFC, and Football News First-Team All-AFC...selected by NFLPA as runner-up AFC Defensive Back of Year (behind Raiders' Ronnie Lott)...ended up sixth on team (2nd among DBs) in total tackles...led team and

Oil Slicks

Single-Game Highs

Most Total Tackles

10 at New England (9/22/91)

Most Solo Tackles

9 vs. N.Y. Jets (1/2/94)

Most Interceptions

1 (27 times), last

vs. Arizona (12/4/94)

Most Fumbles Forced

1 (11 times), last

at Philadelphia (10/24/94)

Most Fumbles Recovered

1 (eight times), last

at Philadelphia (10/24/94)

tied for second in NFL with career-best (since tied) interception total...led club in passes defended with 23, tied for team lead in fumble recoveries and for third in forced fumbles...had seven-game turnover streak that included five interceptions, one forced fumble and fumble recovery...turnover streak began on opening series of 30-7 win at Cincinnati (9/8) by stripping TE Rodney Holman of ball at Oiler 1-yard line...got fourth quarter end zone interception of Steve DeBerg pass to preserve 17-7 victory over Chiefs (9/16)...at New England (9/22), notched career-high ten tackles plus interception and three passes defended...against Broncos (10/6), returned pickoff 43 yards to Denver 1-yard line that led to score and also returned fumble 19 yards for second career touchdown (forced by William Fuller)...against Jets (10/13), had interception in fourth consecutive game to come within one of Pete Jaquess' Oiler record (1964)...in 17-13 edging of Dolphins (10/20), recovered Sammie Smith fumble in end zone (forced by Lamar Lathon)...named AFC Defensive Player of Month for October...grabbed sixth interception inside Oilers' 10-yard line to help preserve 28-24 triumph over Browns (11/17)...missed only game of season at Pittsburgh (11/24) due to ankle injury. **1990:** Became full-time starter after having previously started just two games in two seasons...finished eighth (4th among DBs) with tackle total...interception total tied for second on team (T-8th AFC) while also tying Richard Johnson for team-best in passes defended...in 13-10 OT loss at Seattle (12/2), had final pickoff of season with 42-yard return...season-best tackle effort came with eight in regular season finale 34-14 win over Steelers (12/30). **1989:** Tied for second on club in interceptions and was third in passes defended...also had touchdown and blocked field goal...in 47-41 OT loss to Bills (9/24), recovered Bubba McDowell's block of a John Kidd punt and returned it 7 yards for TD...notched first career INT off Mike Tomczak throw and deflected Maury Buford punt in 33-28 victory at Chicago (10/15)...blocked Nick Lowery FG attempt in loss at K.C. (11/26)...helped seal 23-16 triumph over Steelers with interception of Bubby Brister pass (12/3). **1988:** As rookie, was prime contributor to resurgence of Oiler special teams...had 12 solos and nine ST stops...both starts came in place of Steve Brown, who suffered pulled hamstring in season-opener at Indianapolis (9/4)...first career start came in 38-35 win over Raiders (9/11)...in 34-14 win at Pittsburgh (10/16), had one of two blocked punts off Harry Newsome (Eugene Scale had other) and recovered it on Steeler 2-yard line (Allen Pinkett scored TD)...Oilers ended up tying then-NFL record for blocked punts in season with five...drafted by Oilers with first of two fifth-round selections (125th overall) in 1988.

COLLEGE: Played three years at Purdue, starting in 33 of 34 games played...statistical totals in Boilermaker career included 169 total tackles (146 solo), nine interceptions, 30 passes defended (2nd in school history), two forced fumbles and one fumble recovery...as **senior**, paced secondary with 67 tackles (61 solo) and also had career bests in interceptions (4) and pass breakups (13)...in 1986 preseason drills, was moved to wide receiver, but ended up sitting out **junior** season to concentrate on academics...**sophomore** year, started at LCB and had 54 tackles (47 solo), three pickoffs and eight passes defended...as **freshman**, started every game, registering 48 total stops (38 solo), pair of interceptions and nine pass bat-downs...redshirted as freshman receiver in 1983 and was moved to CB following season...participated in track at Purdue and in Big Ten Indoor Meet, finished second in 60 meters and third in 300 meters...majored in criminal justice.

PERSONAL: Married to Karen (7/6/91), couple has one son, Cris Jr. (12/18/94), and splits off-season between Houston and Louisville...donated extensive time to Big Brothers/Big Sisters Foundation...brother, Colan, played basketball at Kentucky State...attended DeSales High in Louisville, lettering in football.

track and basketball...as senior, was voted top H.S. player in Kentucky by one poll while earning All-State honors...was enshrined into DeSales' Hall of Honor in May 1993...born Cris Edward Dishman, Aug. 13, 1965, in Louisville, Kentucky.

DISHMAN'S NFL STATISTICS

Year	Team	G/S	Solo	Asst.	Total	Sacks	FR	FF	INT	Yds.	PD
1988	Hou.	15/2	12 (9)	0 (0)	12 (9)	0.0	1	1	0	0	5
1989	Hou.	16/0	27 (4)	3 (3)	30 (7)	0.0	1	1	4	31	11
1990	Hou.	16/14	42 (3)	16 (1)	58 (4)	0.0	0	1	4	50	16
1991	Hou.	15/15	52 (1)	13 (0)	65 (1)	0.0	3	2	6	61	23
1992	Hou.	15/15	27 (0)	13 (0)	40 (0)	0.0	0	1	3	34	21
1993	Hou.	16/16	68 (0)	10 (0)	78 (0)	0.0	2	4	6	74	26
1994	Hou.	16/16	53 (0)	13 (0)	66 (0)	0.0	1	1	4	74	22
Totals		109/78	281(17)	68 (4)	349(21)	0.0	8	11	27	324	124
Playoffs		8/5	22 (0)	5 (0)	27 (0)	0.0	0	0	0	0	5

() special teams tackles

ADDITIONAL STATISTICS

Touchdowns: 7-yd. blocked punt rec. vs. Buffalo 9/24/89, 19-yd. fumble rec. vs. L.A. Raiders 9/1/91, 58-yd. fumble rec. vs. Kansas City 9/12/93, 36-yd int. ret. vs. Arizona 12/4/94

Blocked Punts: vs. Pittsburgh 10/16/88

Blocked FGs: vs. Kansas City 11/26/89



Kevin Donnalley

Guard/Tackle

77

6' 5", 305 lbs., 5th Year

College: North Carolina

H.S.: Athens (NC)

Acquired: 3rd RD (B) in '91

Born: June 10, 1968



PRO: Big, strong player with outstanding quickness...can play either guard or tackle position.

1994: Regular starter at RG...missed final three games of season with knee injury...suffered knee sprain versus Cardinals (12/4) and was replaced by Erik Norgard in third quarter...replaced in starting lineup by Norgard at Philadelphia (10/24) and Raiders (10/30) due to thumb injury...signed multi-year deal with Houston (4/11) after Oilers matched contract offer from Rams. **1993:** Started five games at LT and one at RT while also seeing action at guard...started at LT in season-opening loss at New Orleans (9/5)...suffered dislocated thumb and was replaced by rookie Brad Hopkins in second half of loss at Buffalo (10/11)...first career start at RT in place of David Williams came in 28-14 triumph at New England (10/17)...in 24-0 shutout of Jets in regular season finale (1/2/94), replaced injured Doug Dawson (back) at RG in first quarter. **1992:** Oilers' most improved player...received first career start (in place of Don Maggs at LT) at Detroit on Thanksgiving (11/26)...started at LT in 24-7 Monday night win over Chicago (12/2), but was replaced by Maggs in second quarter before re-entering game in third period when Maggs suffered elbow injury...in 17-14 come-from-behind win at Cleveland

Oil Sticks

Starts Breakdown

Year	G/S	BD
1991	16/0	NA
1992	16/2	LT 2
1993	16/6	LT 5, RT 1
1994	13/11	RG 11

Position Breakdown

Has seen action at four different offensive positions, including RT, RG, LT and TE.

(12/20), saw some action at both RT (for David Williams) and at LT (for Maggs). **1991:** Earned roster spot and was used exclusively on special teams...drafted by Oilers with second of two third-round picks (79th overall) in 1991.

COLLEGE: Began college career at Davidson before transferring to North Carolina for 1989 junior season...as **senior**, earned All-ACC accolades...also Academic All-America selection and selected to play in Japan Bowl...Tar Heels' starter at left tackle...Second-Team All-ACC choice as **junior**...did not play in 1988 under NCAA transfer rules, playing both left and right tackle on Tar Heel scout team...played for Davidson as **sophomore**, seeing action at both guard and tackle...considered top offensive lineman for team despite DC's failure to win game...played sparingly as **freshman**...holds B.A. in economics.

PERSONAL: Married to Erica (5/2/92), couple lives year round in The Woodlands, Texas...recipient of two graduate scholarships, one from the NCAA and one from National Football Foundation...brothers, Brian and Rick, also played for North Carolina...Rick was All-America and played in NFL from 1981-86 (Steelers, Redskins, Chiefs)...upon H.S. graduation, weighed only 220 and consumed 6,000 calories per day during freshman year at Davidson to gain weight...attended Athens High in Raleigh, North Carolina, lettering in football, track and basketball...played both guard and defensive end...born Kevin Thomas Donnalley, June 10, 1968, in St. Louis, Missouri.

DONNALLEY'S NFL STATISTICS

Games/Starts (Playoffs): 1991: 16/0 (2/0), 1992: 16/2 (1/0), 1993: 16/6 (1/0), 1994: 13/11. **Totals: 61/19 (p-total 4/0)**



Irv Eatman

Tackle

75

6' 7", 305 lbs., 10th Year

College: UCLA
H.S.: Meadowdale (OH)
Acquired: UFA (Atl.) in '95
Born: Jan. 1, 1961



PRO: Veteran offensive lineman with great size...saw action with four NFL teams, Chiefs (1986-90), Jets (1991-92), Rams (1993) and Falcons (1994) before joining Oilers as an unrestricted free agent on June 6...began pro career with three years in USFL (1983-85)...played for offensive line coach Larry Beightol while with Jets.

1994: Signed with Atlanta as UFA on June 2...played in five games (weeks #1-4 and 8), primarily on special teams.

1993: Joined Rams as UFA, starting all 16 games at LT...helped pave way for Jerome Bettis' 1,429 yards rushing (2nd in NFL)...played in 100th NFL game at Giants (9/19). **1992:** Started at RT for Jets prior to injuring ankle versus Chiefs (11/29)...placed on injured reserve (12/1). **1991:** Started entire

Oil Slicks

Starts Breakdown

Year	G/S	BD
1986	16/16	LT 16
1987	12/8	RT 5, LT 3
1988	16/14	RT 11, LT 3
1989	13/13	RT 13
1990	12/0	NA
1991	16/16	RT 16
1992	12/12	RT 12
1993	16/16	LT 16
1994	5/0	NA

season at RT for Jets...acquired in trade with Kansas City for DE Ron Stallworth. **1990:** Reserve right tackle, seeing most action on special teams...missed four games early in year with knee injury suffered during preseason. **1989:** Started at RT, missing three games with knee injury...key member of offensive line that blocked for NFL rushing leader Christian Okoye. **1988:** Opened season at LT before switching to right tackle after third game. **1987:** Started at both right and left tackle for Chiefs. **1986:** Started at LT, joining Kansas City after three years in USFL. **1983-85:** USFL all-pro for three seasons, helping Philadelphia/Baltimore Stars to league championships each year...started all three campaigns at RT...selected in 1983 USFL draft by Philadelphia in first round (8th overall)...drafted by Chiefs in eighth round of '83 NFL draft after already signing with Stars.

COLLEGE: Two-time Lombardi Award semi-finalist at UCLA, being selected at defensive and offensive tackle...three-time Honorable Mention All-America and earned All-Pac 10 in final two campaigns...moved from defensive tackle to offensive tackle as **senior**...recorded 13 career sacks.

PERSONAL: Single, resides in Stone Mountain, Georgia...has one son, Joshua Christopher (11/15/91)...enjoys music, traveling and reading...won Man of Year award in 1984 for work with Philadelphia Police Athletic League...part of adopt-a-school program in Kansas City...active with Children's Hospital...was prep All-America selection at Meadowdale (Dayton, OH) High...born Irvin Humphrey Eatman, Jan. 1, 1961, in Birmingham, Alabama.

EATMAN'S NFL STATISTICS

Games/Starts (Playoffs): 1986: 16/16 (1/1), 1987: 12/8, 1988: 16/14, 1989: 13/13, 1990: 12/0 (1/0), 1991: 16/16 (1/1), 1992: 12/12, 1993: 16/16, 1994: 5/0.
Totals: 118/95 (p-total 3/2)



Brett Faryniarz

Linebacker

57

6' 3", 230 lbs., 7th Year

College: San Diego State
H.S.: Cordova (CA)
Acquired: FA in '94
Born: July 23, 1965



PRO: Utility outside linebacker...strong on special teams...played for Jeff Fisher while Fisher was Rams defensive coordinator in '91.

1994: Finished season as Oilers' third-leading special teams tackler with ten total (9 solo)...replaced injured Eddie Robinson (thumb) at Dallas (9/11) and was credited with shoe-string tackle of Emmitt Smith for 1-yard loss...had season-high three ST tackles (2 solo) versus Steelers (11/6)...agreed to terms with Oilers (7/7). **1993:** Saw action in first three games for San Francisco...released prior to fourth game of season at New Orleans (9/26). **1992:** Signed as Plan B free agent with Atlanta...waived prior to regular season. **1991:** Set

Oil Slicks

Single-Game Highs

Most Total Tackles

7 vs. San Francisco (10/16/88)

Most Solo Tackles

6 vs. San Francisco (10/16/88)

Most Sacks

3 vs. N.Y. Jets (12/17/89)

Most Fumbles Recovered

2 vs. N.Y. Jets (12/17/89)

career highs in starts and total tackles with Rams. **1990:** Playing time increased when Rams switched to scheme that featured five linebackers...registered season-high four solo stops at Tampa Bay (9/16)...recorded sack of Randall Cunningham against Philadelphia (9/23) and Joe Montana at San Francisco (11/25). **1989:** Saw action on defensive line and linebacker...had career-best three quarterback sacks, season-high six total tackles and recovered two fumbles in 38-14 win over Jets (12/17)...selected NFC Defensive Player of Week for performance...named Rams Special Teams Player of Year. **1988:** Only free agent to make Rams roster...replaced injured Mike Wilcher vs. San Francisco (10/16) and responded with career-high seven total tackles (career-high 6 solo)...signed by Rams as free agent (6/27).

COLLEGE: Three-year letterman at San Diego State...finished career with 178 total tackles (72 solo) and 16.5 quarterback sacks...moved from linebacker to defensive end as **senior**...led Aztecs in total tackles with 106 (49 solo) and set school-record with 13 sacks...as **junior**, was credited with 72 total stops (23 solo)...recorded season-high 12 total stops against Air Force.

PERSONAL: Single, spends off-season in Orange, California...attended Cordova High in Rancho Cordova, California...two-time All-Metropolitan League guard...shotputter on track team...born Brett Allen Faryniarz, July 23, 1965, in Sacramento, California.

FARYNIARZ'S NFL STATISTICS

Year	Team	G/S	Solo	Asst.	Total	Sacks	FR	FF	INT	Yds.	PD
1988	Rams	15/0	7 (5)	3 (2)	10 (7)	1.0	0	0	0	0	0
1989	Rams	16/0	16 (8)	4 (0)	20 (8)	3.0	2	1	0	0	0
1990	Rams	16/3	23 (4)	0 (1)	23 (5)	2.0	0	1	0	0	2
1991	Rams	12/7	19 (2)	5 (0)	24 (2)	0.0	1	0	0	0	1
1992		DNP									
1993	S.F.	3/0	0 (0)	0 (0)	0 (0)	0.0	0	0	0	0	0
1994	Hou.	16/0	1 (9)	0 (1)	1 (10)	0.0	0	0	0	0	0
Totals		78/10	66(28)	12 (4)	78(32)	6.0	3	2	0	0	3
Playoffs		4/0	1 (0)	1 (0)	2 (0)	0.0	0	0	0	0	0

() special teams tackles



John Flannery

Guard/Center

55

6' 3", 304 lbs., 5th Year

College: Syracuse
H.S.: Pottsville (PA)
Acquired: 2nd RD (C) in '91
Born: Jan. 13, 1969



PRO: Strong, physical player who is capable of playing either guard or center...has primarily played guard thus far in Oiler career...has seen some time at tackle.

1993: Started entire year at LG position...replaced (finger) briefly by Erik Norgard at Dallas (9/11) and again (knee) at Cleveland (11/27). **1993:** Spent entire season on injured reserve after suffering torn anterior cruciate ligament in left knee during training camp (7/31)...underwent reconstructive

Oil Slicks

Starts Breakdown

Year	G/S	BD
1991	16/9	RG 9
1992	15/2	LG 2
1993	IR	NA
1994	16/16	LG 16

surgery three weeks later (8/24). **1992:** Made two starts at left guard while also playing on special teams and serving as backup deep snapper...in 27-0 shutout of San Diego (9/27), saw action at left guard, right guard and center...started at LG in place of Mike Munchak (back) at Cincinnati (10/11)...started at LG in following week as Houston racked up 407 offensive yards at Denver (10/18)...against Browns (11/8), returned short kickoff 12 yards but injured knee on play and missed only game of season at Minnesota (11/15)...had arthroscope on knee during off-season (1/19/93). **1991:** Started first nine contests at right guard...honors included First-Team All-Rookie selection by Pro Football Writers of America, College and Pro Football Newsweekly, Football News, and Football Digest...missed beginning of training camp before signing (7/21)...originally ticketed for center, but ended up playing primarily at guard following shift of Bruce Matthews to center...suffered knee/ankle sprain in 16-13 OT loss at Washington (11/3), then saw limited action in next two games...did not start any more games following injury (replaced by Doug Dawson) but played on special teams and in reserve role...drafted by Oilers with third of three second-round picks (44th overall) in 1991.

COLLEGE: Touted as top center eligible for 1991 draft after four-year career at Syracuse...as **senior** co-captain, was Football News Second-Team All-America and AP First-Team All-East...semi-finalist for Outland and Lombardi trophies...**junior** honors included Football News First-Team All-America and Sporting News Honorable Mention All-America...key member of line that allowed offense to record 575 yards in contest with Rutgers...in **sophomore** season, was Sporting News Honorable Mention All-America and AP All-East selection...moved from guard to center prior to spring drills...starter for Syracuse in ten games at guard in **freshman** season...missed Virginia Tech game due to ankle injury...redshirted as incoming freshman...has B.S. in political science.

PERSONAL: Married to Kristine (5/1/93), couple resides year round in Sugar Land, Texas...donated considerable time to Multiple Sclerosis Foundation...hobbies include playing golf, hunting, and fishing...attended Pottsville (PA) Area High, lettering in football and wrestling...center and defensive tackle in H.S....state heavyweight wrestling champion as senior...born John Joseph Flannery, Jan. 13, 1969, in Pottsville, Pennsylvania.

FLANNERY'S NFL STATISTICS

Games/Starts (Playoffs): 1991: 16/9 (2/0), 1992: 15/2 (1/0), 1993: Injured Reserve, 1994: 16/16. **Totals: 47/27 (p-total 3/0)**

ADDITIONAL STATISTICS

Kickoff Returns: 1 for 12 yds. in 1992 (p-total of 1 for 5 yds in 1992)



Henry Ford

Defensive End

92

6' 3", 284 lbs., 2nd Year

College: Arkansas

H.S.: Trimble Tech (TX)

Acquired: 1st RD in '94

Born: Oct. 30, 1971



PRO: Strong, physical player who is capable of playing either tack-

le or end on defensive line.

1994: Placed on inactive list in opener at Indianapolis (9/4)...saw first NFL action versus Bills (9/18)...alternated with Lamar Lathon versus Giants (11/21) and recorded career-high three solo tackles, including stop of RB Rodney Hampton for 3-yard loss...then matched three solo stops against Cardinals (12/4)...in limited action, posted 10 solo tackles over last six games of season.

Oil Slicks

Single-Game Highs

Most Total Tackles

3 (twice),
vs. N.Y. Giants (11/21/94),
vs. Arizona (12/4/94)

Most Solo Tackles

3 (twice),
vs. N.Y. Giants (11/21/94),
vs. Arizona (12/4/94)

COLLEGE: Finished four-year career at Arkansas with 198 total tackles (116 solo), 25 quarterback sacks, six fumble recoveries, four forced fumbles and three passes defended...as **senior**, named to several All-America teams and was consensus First-Team All SEC pick...voted Arkansas' defensive MVP...at LDE, finished second on team with career-best 68 total tackles (42 solo) and established school record with SEC-best 14 sacks...**junior** totals included 46 stops (31 solo) and three sacks while starting every game at LDE...in **sophomore** season, started all 11 contests and registered 52 total hits (31 solo) and eight quarterback sacks...had career-best 11 total tackles plus pair of sacks versus Texas A&M...as **freshman** reserve, posted 32 total tackles (12 solo)...majored in criminal justice.

PERSONAL: Single, spends off-season in Fort Worth, Texas...has been timed at 4.81 in 40-yard dash...attended Trimble Tech High in Fort Worth, lettering in football, basketball and track...born Henry Ford, Oct. 30, 1971, in Fort Worth, Texas.

FORD'S NFL STATISTICS

Year	Team	G/S	Solo	Asst.	Total	Sacks	FR	FF	INT	Yds.	PD
1994	Hou.	11/0	10 (0)	1 (0)	11 (0)	0.0	0	0	0	0	0
Totals		11/0	10 (0)	1 (0)	11 (0)	0.0	0	0	0	0	0
Playoffs		0/0	0 (0)	0 (0)	0 (0)	0.0	0	0	0	0	0

() special teams tackles



Mel Gray

Kick Returner

21

5'9", 171 lbs., 10th Year

College: Purdue

H.S.: Lafayette (VA)

Acquired: UFA (Det.) in '95

Born: March 16, 1961



PRO: NFL's top return specialist...holds several NFL records for kick returns, including most career kickoff return yards (7,650), most career kickoff returns (309), most career combined kick return yards (9,734 - punt 2,084, KOR 7,650), most career combined kick returns for TDs (9-tied with Ollie Matson, Gale Sayers, and Travis Williams) and most career kickoff returns for TDs (6-tied with Matson)...over last 109 kickoff returns has five TDs (one every 22 attempts)...played three seasons in New Orleans and six seasons in Detroit and holds several team return records for both clubs...signed by Oilers as unrestricted free agent (3/3/95).

1994: Set pair of single-season club records for Detroit with career highs in kickoff return yardage and touchdowns...yardage total marked second 1,000-plus season in career...kickoff return average led NFL, while punt return average was third in NFC (6th NFL)...earned fourth Pro Bowl trip in last five years...also named All-Pro by AP, College & Pro Football Newsweekly, Pro Football Weekly/PFWA, Sporting News, and USA Today...selected Second-Team All-Pro by Football Digest and All-NFC by Football News...with four KORs vs. New England (9/25), moved ahead of Ron Smith to become NFL's all-time kickoff return leader...broke the NFL record for career combined kick return yardage (kickoffs and punts) at Tampa Bay (10/2)...against Chicago (10/23), returned kickoff career-long 102 yards for TD and passed Ron Smith to become NFL's all-time leader in career kickoff return yardage...scored second kickoff-return TD on 91-yard return at Green Bay (11/6)...recorded an amazing, weaving 98-yard kickoff return for a score vs. Minnesota (12/17).

1993: Suffered ankle injury versus Rams (10/24) and missed four games...named NFL's top returner by Sporting News and Football News...finished fourth in NFC in kickoff returns...scored on 95-yard kickoff return versus Seattle (10/17).

1992: Selected to third straight Pro Bowl...only player in NFL to return both kickoff and punt for touchdown in '92...named All-Pro by NEA, Sporting News and Football News and Second-Team All-Pro by AP and College & Pro Football Newsweekly...also selected to all-Madden team...kickoff return average was third in NFC (4th NFL)...scored on 58-yard punt return against Minnesota (9/13)...scored on 89-yard kickoff return versus Tampa Bay (9/27).

1991: Voted Lions' special teams MVP and earned second consecutive trip to Pro Bowl...named All-Pro by AP, USA Today, PFWA, Sporting News, College & Pro Football Newsweekly, Football Digest, and Pro Football Weekly...selected NFC Special Teams Player of Year by NFLPA...became only player in NFL history to lead the league in both kickoff returns (25.8-yard avg.) and punt returns (15.4-yard avg.)...posted season-long kickoff return at Minnesota (11/24) with 71-yarder...provided winning points with 78-yard punt return for score at Green Bay (12/15) as Lions clinched the NFC Central title.

1990: Earned first trip to Pro Bowl...named All-Pro by AP, UPI, PFWA, Pro Football Weekly, Sporting News, College & Pro Football Weekly and Football News...finished second in NFC in kickoff return average and third in punt return average...had season-long kickoff return effort of 65 yards against Tampa Bay (9/9)...posted season-long punt return of 39 yards at Minnesota (10/7).

1989: Signed by Detroit (3/1/89) as a Plan B free agent...led NFC (2nd NFL) in kickoff return average...named All-NFC by Pro Football Weekly...suffered injury (shoulder) versus Pittsburgh (10/1)...missed six games due to injury...had season-long 58-yard kickoff return against Green Bay (11/12).

1988: Finished second in NFL in punt return average and seventh in NFC in kickoffs for New Orleans Saints...returned punt 66 yards for score versus Denver (11/20)...became Saints all-time leading punt returner during season.

1987: Led NFL in punt returns in first season performing that task along with normal kickoff return duties...had 80-yard return against Tampa Bay (12/6).

1986: Finished second in NFL in kickoff returns...scored first NFL touchdown on 101-yard return against San Francisco (9/21) in just third NFL game...selected by Saints in second round (42nd overall) in '84 NFL supplemental draft.

1984-85: Selected by Chicago Blitz in seventh round (132nd overall) of '84 USFL draft and traded to L.A. Express for WR Kris Haines...in two seasons as a RB/KR with Express, rolled up combined 2,075 yards (rushing, receiving, returning) in 31 games.

Oil Slicks

Single-Game Highs

Longest Kickoff Return
1021 vs. Chicago (10/23/94)

Longest Punt Return
80 vs. Tampa Bay 12/6/87

Most Receptions
2 (four times), last
vs. Green Bay (9/8/91)

Longest Receptions
38 at St. L. Cardinals
(11/16/86)

COLLEGE: Spent two season at Purdue after transferring from Coffeyville J.C. in Kansas...rushed for 1,765 yards and 15 touchdowns in RB stint at Purdue...as **senior** led Boilermakers in rushing...in **junior** year, led team in rushing yards and earned Second-Team All-Big Ten honors.

PERSONAL: Single, lives in Phoenix, Arizona...has two children, Melanie (1/4/86) and Devon (4/26/89)...born Mel Gray, March 16, 1961, in Williamsburg, Virginia.

GRAY'S NFL STATISTICS

Year	Team	G/S	Receiving					Rushing				
			Rec.	Yds.	Avg.	LG	TD	Att.	Yds.	Avg.	LG	TD
1986	N.O.	16/0	2	45	22.5	38	0	6	29	4.8	11	0
1987	N.O.	12/1	6	30	5.0	12	0	8	37	4.6	12	1
1988	N.O.	14/0	0	0	0.0	0	0	0	0	0.0	0	0
1989	Det.	10/1	2	47	23.5	30	0	3	22	7.3	14	0
1990	Det.	16/0	0	0	0.0	0	0	0	0	0.0	0	0
1991	Det.	16/0	3	42	14.0	31	0	2	11	5.5	6	0
1992	Det.	15/0	0	0	0.0	0	0	0	0	0.0	0	0
1993	Det.	11/0	0	0	0.0	0	0	0	0	0.0	0	0
1994	Det.	16/0	0	0	0.0	0	0	0	0	0.0	0	0
Totals		126/2	13	164	12.6	38	0	19	99	5.2	14	1
Playoffs		5/0	0	0	0.0	0	0	0	0	0.0	0	0

Year	Team	No.	Kickoff Returns				Punt Returns					
			Yds.	Avg.	LG	TD	No.	FC	Yds.	Avg.	LG	TD
1986	N.O.	31	866	27.9	101t	1	0	0	0	0.0	0	0
1987	N.O.	30	636	21.2	43	0	24	5	352	14.7	80	0
1988	N.O.	32	670	20.9	39	0	25	8	305	12.2	66t	1
1989	Det.	24	640	26.7	57	0	11	2	76	6.9	15	0
1990	Det.	41	939	22.9	65	0	34	7	361	10.6	39	0
1991	Det.	36	929	25.8	71	0	25	14	385	15.4	78t	1
1992	Det.	42	1006	24.0	89t	1	18	9	175	9.7	58t	1
1993	Det.	28	688	24.6	95t	1	23	14	197	8.6	35	0
1994	Det.	45	1276	28.4	102t	3	21	12	233	11.1	24	0
Totals		309	7650	24.8	102t	6	181	71	2084	11.5	80	3
Playoffs		16	388	24.3	68	0	8	0	78	9.8	22	0



Lemanski Hall

Linebacker

51

6'0", 229 lbs., 1st Year

College: Alabama
H.S.: Valley (AL)
Acquired: 7th RD in '94
Born: Nov. 24, 1970



PRO: Aggressive player with good range and toughness...also has fine coverage skills.

1994: Originally agreed to contract with Oilers on June 20...waived (8/28) and signed to practice squad (8/30)...added to 53-man roster on Dec. 23...placed on inactive list versus Jets (12/24)...drafted by Oilers in seventh round (220th overall) in '94.

COLLEGE: Began Alabama career as safety before shift to linebacker...completed four-year career at 'Bama with 192 tackles (123 solo), eight

Oil Slicks

College

Member of Crimson Tide defense that helped team take home the national championship with Sugar Bowl victory over Miami.

sacks, two interceptions, five fumble recoveries and two forced fumbles...as **senior**, earned Honorable Mention All-America and was consensus First-Team All-SEC choice...finished year with team-best 76 tackles (48 solo), two INTs and two sacks...SEC Defensive Player of Week in victory over Mississippi State with eight tackles, two interceptions, one forced fumble, one fumble recovery and blocked FG with return of 60 yards for TD...earned First-Team All-SEC honors as **junior** and led Crimson Tide with 70 total hits (44 solo) and personal-best five sacks...started every game at ROLB...against Mississippi State, had season-high 15 hits plus sack...played in 'Bama national championship win over Miami in Sugar Bowl...saw action at strong safety for first three games of **sophomore** season before being moved to LB...stats showed 30 tackles (19 solo) and one sack...in victory over Memphis State, had three hits, sack and fumble recovery...notched five tackles and sack in Blockbuster Bowl win over Colorado...reserve safety as **freshman**, ending up with 16 tackles (12 solo)...had season-best five hits versus Vanderbilt...redshirted in '89...majored in criminal justice.

PERSONAL: Single, spends off-season in Valley, Alabama...hobbies include fishing, hunting and listening to music...has expressed interest in working for FBI...enjoys listening to Paula Abdul and soul music...attended Valley High and lettered in football and basketball...was First-Team All-State selection at quarterback and also played defensive back...born Lemanski Hall, Nov. 24, 1970, in Valley, Alabama.



Travis Hannah

Wide Receiver

82

5'7", 161 lbs., 3rd Year

College: USC
H.S.: Hawthorne (CA)
Acquired: 4th RD in '93
Born: Jan. 31, 1970



PRO: One of fastest receivers in AFC...has been used on special teams and in Oilers' four-wide receiver sets.

1994: Caught first three NFL passes at Indianapolis (9/4) for 24 yards...had career-long 39-yard kickoff return versus Cincinnati (9/25)...suffered knee sprain on punt return in that game and was inactive for three games. **1993:** Rookie speedster played on special teams with limited action at WR...posted six special teams tackles (4 solo) but did not have any receptions...on inactive list for season's first four games, making first regular season appearance in loss at Buffalo (10/11)...drafted by Oilers in fourth round (102nd overall) in 1993.

Oil Slicks

Single-Game Highs

Most Receptions

3 at Indianapolis (9/4/94)

Most Receiving Yards

24 at Indianapolis (9/4/94)

Longest Reception

11 at Indianapolis (9/4/94)

Longest Kickoff Return

39 vs. Cincinnati (9/25/94)

Longest Punt Return

13 at Dallas (9/11/94)

COLLEGE: Receiver and return specialist during four-year career at USC...key member of Trojans' track team...career totals included 53 catches for 852 yards (16.1 avg.) and two TDs...returned 25 kickoffs for 484 yards (19.7 avg.)...as **senior**, caught 28 balls for 395 yards (14.1 avg.) but did not return kicks...finished fourth in

NCAA finals in 400 meters and second in PAC-10 meet...qualified for Olympic trials...**junior** totals showed nine receptions for 183 yards (20.3 avg.) plus ten KORs for 173 yards...PAC-10 track champion in 400 meters...played behind current Oiler teammate Gary Wellman as **sophomore** and caught 15 passes for 267 yards (17.8 avg.) and two scores...brought back ten kickoffs for 195 yards (19.5 avg.)...in track, finished second in PAC-10 and sixth in NCAA in 400-meters...**freshman** season, caught just one ball for 7 yards, carried twice for 46 yards and returned five kickoffs for 116 yards (23.2 avg.)...ended up second behind Carl Lewis in 400 meters at UCLA Invitational...redshirted in '88...holds B.S. in public administration.

PERSONAL: Single, spends off-season in Inglewood, California... as college senior, was one of only two athletes on USC's committee to select new athletic director...timed as low as 4.21 in 40-yard dash and considered one of fastest players in college football in '92...worked as intern in Los Angeles Lakers' public relations department...cousin of NFL WR Stephen Baker...attended Hawthorne (CA) High, lettering in football and track...1988 California state champion in 400 meters...born Travis Lamont Hannah, Jan. 31, 1970, in Los Angeles, California.

HANNAH'S NFL STATISTICS

Year	Team	G/S	Receiving					Kickoff Returns				
			Rec.	Yds.	Avg.	LG	TD	No.	Yds.	Avg.	LG	TD
1993	Hou.	12/0	0	0	0.0	0	0	0	0	0.0	0	0
1994	Hou.	9/0	3	24	8.0	11	0	5	116	23.2	39	0
Totals		21/0	3	24	8.0	11	0	5	116	23.2	39	0
Playoffs		1/0	0	0	0.0	0	0	1	11	11.0	11	0

Year	Team	No.	Punt Returns			
			FC	Yds.	Avg.	LG
1993	Hou.	0	0	0	0.0	0
1994	Hou.	9	0	58	6.4	13
Totals		9	0	58	6.4	13
Playoffs		0	0	0	0.0	0



Brad Hopkins

Tackle

72

6' 3", 306 lbs., 3rd Year

College: Illinois
H.S.: Moline (IL)
Acquired: 1st RD in '93
Born: Sept. 5, 1970



PRO: Big, strong player with rare quickness for size...can play either tackle or guard.

1994: Had string of 13 consecutive starts at LT snapped against Buffalo (9/18)...replaced by Bruce Matthews...started remaining 13 games of season at LT. **1993:** Honors included First-Team All-Rookie from Pro Football Weekly/PFWA, Football Digest, and College and Pro Football Newsweekly...early-season playing time limited by contract holdout (signed 8/10)...first career start came in 28-14 win at New England (10/17) in place of Kevin Donnalley who moved to RT in place of David Williams...started at LT in playoff loss to Chiefs (1/16/94)...drafted by Oilers in first round (13th overall) in

1993...Oilers traded up with Philadelphia from 19th to 13th spot in first round (plus third rounder) to ensure pick.

COLLEGE: Played both tackle and guard during four-year career at Illinois...as **senior**, honors included First-Team All-America and First-Team All-Big Ten selection...started every game at left tackle and graded out at 84%...had key goal line block on QB Jason Verduzco's game-winning touchdown in 13-12 triumph over Wisconsin...Illinois' starter at LT as **junior** as team's offense averaged 397.8 yards per game...earned All-Big Ten accolades...in **sophomore** campaign, became starter at LT in season's second game...redshirted in 1989 following **freshman** season...as freshman, was reserve offensive lineman...moved to that position following H.S. career as tight end...holds B.S. in speech communications.

Oil Slicks

Starts Breakdown

Year	G/S	BD
1993	16/11	LT 11
1994	16/15	LT 15

Position Breakdown

Has played most of career at LT, but saw limited action at TE in short-yardage situations as rookie.

PERSONAL: Married to Kellie (3/9/95), couple splits off-season between Houston and Moline, Illinois...donated considerable time making "stay in school" and anti-drug speeches to schools...lists favorite movie as "Boyz-N-The-Hood," favorite TV show as "Martin," and favorite book as "To Kill a Mockingbird"...enjoys listening to Sade...attended Moline (IL) High, lettering in football and basketball...honors as tight end included All-State, All-Area and All-Conference...on H.S. basketball squad, teamed with former Iowa All-America Acie Earl to reach state playoffs...born Bradley D. Hopkins, Sept. 5, 1970, in Columbia, South Carolina.

HOPKINS' NFL STATISTICS

Games/Starts (Playoffs): 1993: 16/11 (1/1), 1994: 16/15. **Totals: 32/26 (p-total 1/1)**

ADDITIONAL STATISTICS

Special Teams/Return Tackles: 3-0-3 in 1993, 3-0-3 in 1994 for total of 6-0-6
Fumbles Recovered: 1 in 1994



Sean Jackson

Running Back

27

6' 1", 222 lbs., 1st Year

College: Florida State
H.S.: St. Augustine (LA)
Acquired: 4th RD (B) in '94
Born: Feb. 6, 1971



PRO: Powerful runner with good blocking and pass-catching ability.

1994: Agreed to contract with Oilers on June 20...suffered fractured collar bone during preseason and placed on injured reserve (8/28)...drafted by Oilers with second pick in fourth round (129th overall) in 1994.

Oil Slicks

College

As sophomore RB, named Most Valuable Player versus Texas A&M in Cotton Bowl by helping team to victory with 119 yards rushing on 27 carries, and three receptions for 20 yards.

COLLEGE: Had successful four-year stint at Florida State, finishing as fifth leading rusher in Seminole history...for career, carried 347 times for 2,133 yards (6.1 avg.) and 13 TDs...caught 48 passes for 277 yards (5.8 avg.) and three scores...had seven career 100-yard games...consensus Second-Team All-ACC selection as a **senior** with 134 rushes for career-best 825 yards (6.2 avg.)...also had best season as receiver with 32 receptions for 184 yards and three scores...in rout of Duke, carried 13 times for 107 yards (54-yd. TD) and caught three balls for 37 yards...ran for 116 yards on 16 totes versus Wake Forest...as **junior**, gained 489 yards on 96 tries (5.1 avg.) with four TDs...missed three games with knee strain...picked up 101 yards on just 12 rushes in win over N.C. State...had third longest TD run in Florida State history with 88-yarder against Wake Forest...in 27-14 Orange Bowl victory over Nebraska, had 101 yards rushing (1 TD) plus four catches for 61 yards...as **sophomore**, carried 63 times for 392 yards (6.2 avg.) and three touchdowns...ran for 96 yards on only nine attempts (1 TD) in triumph over Syracuse...was MVP in Cotton Bowl win over Texas A&M with 119 yards on 27 carries...saw extensive action as a **freshman** with 54 runs for 427 yards (7.9 avg.) and one TD...in just second college game, gained 112 yards on seven carries in victory over Georgia Southern...rushed 12 times for 119 yards against South Carolina...majored in criminology.

PERSONAL: Single, spends off-season in New Orleans...attended St. Augustine High School in New Orleans, lettering in football...received New Orleans All-Metro and All-State honors as senior, rushing for 1,071 yards and 16 touchdowns...born Sean Jackson, Feb. 6, 1971, in New Orleans, Louisiana.



Steve Jackson

Cornerback

24

5' 8", 182 lbs., 5th Year

College: Purdue
H.S.: Klein Forest (TX)
Acquired: 3rd RD (A) in '91
Born: April 8, 1969



PRO: Possesses good coverage ability, speed and toughness...saw significant playing time as cornerback in nickel/dime defense and on special teams...used as kickoff returner for parts of '94 season.

1994: Used primarily as nickel defensive back throughout season...saw kickoff return duty for first time in NFL at Raiders (10/30)...finished season with 14 returns for 285 yards (20.4 avg.) and long of 40...recorded ninth interception of career against Buffalo (9/18)...at Philadelphia (10/24), registered third quarterback sack of career with 9-yard dump of Randall Cunningham...suffered injury (quadriple) versus Giants (11/21) and was placed on inactive list for four games. **1993:** Started final 12 games at RCB following season-ending knee injury to Darryll Lewis (vs. Rams, 9/26)...fifth on club with career-best in tackles...third on team with personal-high five interceptions and second in passes defended with 18...at New England (10/17), had five solos and returned Scott Secules

Oil Slicks

Single-Game Highs

Most Total Tackles

9 (twice),
vs. Buffalo (12/27/92),
vs. Cincinnati (10/24/93)

Most Solo Tackles

7 (twice),
vs. Buffalo (12/27/92),
vs. Cincinnati (10/24/93)

Most Interceptions

2 vs. Atlanta (12/5/93)

Most Sacks

1 (three times), last
at Philadelphia (10/24/94)

pass 22 yards for first career touchdown...shared team tackle lead with LB Al Smith versus Cincinnati (10/24) with nine (tied career-best)...versus Atlanta (12/5), recorded first career multi-interception game (2) plus six tackles and four passes defended...became third straight Oiler defender to be named AFC Defensive Player of Week for that performance...in Christmas Day 10-7 edging of San Francisco, racked up six tackles and had clutch end zone interception to prevent TD...notched pickoff in 24-0 shutout of Jets in regular season finale (1/2/94)...started at RCB in playoff loss to Kansas City (1/16/94) and chipped in with three tackles, a game-high seven passes defended and interception that led to an Oiler FG. **1992:** Tied for second on team with three interceptions and also had sack and seven passes defended...at San Diego (9/27), replaced Cris Dishman (neck) in third quarter and got first career interception off Stan Humphries pass at Oilers' 2-yard line to preserve shutout...recovered blocked punt (by Bubba McDowell) and returned it 8 yards to Denver 14 to set up TD in 27-21 loss (10/18)...in 24-21 Thanksgiving Day win at Detroit (11/26), tied for team tackle lead with seven while also getting interception...final pickoff of season came in clutch 17-14 road victory versus Browns (12/20)...racked up career-best nine tackles (since tied), lone sack of season, two pass breakups and made only start of regular season when Oilers opened game in nickel formation in 27-3 besting of Bills (12/27)...again started at nickel back and had four solos and pair of passes defended in playoff loss at Buffalo (1/3/93). **1991:** Key contributor as rookie...finished tied for second on team in special teams tackles...also had sack, two fumble recoveries and two passes defended...had season-best six tackles against Denver (10/6)...first NFL start came at RCB in place of Richard Johnson (knee) in 17-13 edging of Dolphins (10/20)...replaced injured Cris Dishman (ankle) at LCB in second half of 28-24 besting of Browns (11/17)...started in place of Dishman following week and contributed five solos and first career sack in 26-14 loss at Pittsburgh (11/24)...suffered ankle sprain in Monday night loss to Eagles (12/2) and was sidelined for team's next game versus Steelers (12/8)...drafted by Oilers with first of two third-round picks (71st overall) in 1991.

COLLEGE: Four-year starter for Purdue at cornerback (4.38 in 40-yard dash)...career statistics included 171 total tackles (154 solo), three interceptions, school-record 35 passes defended, three forced fumbles and three blocked kicks...in **senior** season, was named AP Honorable Mention All-America and Gannett First-Team All-America plus All-Big Ten...was semi-finalist for Jim Thorpe Award (won by Oiler teammate Darryll Lewis), team MVP and co-captain...had career-best 83 tackles (65 solo), two forced fumbles and two INTS despite playing the last eight games with broken hand...AP Honorable Mention All-Big Ten as **junior** with 65 tackles (61 solo) plus personal high 15 pass breakups (led Big-Ten) and three kick blocks...notched season-high 11 hits and interception versus Michigan State...punt blocks came in games with Illinois, Michigan and Iowa...**sophomore** honors included UPI Honorable Mention All-Big Ten after starting ten games at LCB and finishing with 45 tackles (40 solo) and two interceptions...had five tackles, fumble recovery and first career INT against Ohio State...had season-best eight tackles against Minnesota with other pass theft coming versus Michigan State...as true **freshman**, started seven games at RCB and notched 61 tackles (53 solo) and ten passes defended...majored in advertising.

PERSONAL: Single, lives in Houston year round...has donated considerable time to Houston chapter of "Just Say No to Drugs"...hobbies include playing chess and reading...brother, John, was DB/RB at Purdue...attended Klein Forest High in Houston, lettering in football and track...in H.S. played wide receiver and cornerback...born Steven Wayne Jackson, April 8, 1969, in Houston.

JACKSON'S NFL STATISTICS

Year	Team	G/S	Solo	Asst.	Total	Sacks	FR	FF	INT	Yds.	PD
1991	Hou.	15/2	19 (7)	5 (3)	24 (10)	1.0	2	0	0	0	2
1992	Hou.	16/1	22 (5)	11 (3)	33 (8)	1.0	0	0	3	18	7
1993	Hou.	16/12	45 (2)	10 (0)	55 (2)	0.0	0	1	5	54	18
1994	Hou.	11/0	10 (7)	2 (1)	12 (8)	1.0	0	0	1	0	7
Totals		58/15	96(21)	28 (7)	124(28)	3.0	2	1	9	72	34
Playoffs		4/2	8 (1)	0 (0)	8 (1)	0.0	0	0	1	14	10

() special teams tackles

ADDITIONAL STATISTICS

Kickoff Returns: 14 for 285 yds., 20.4 avg., long of 40 in 1994



Haywood Jeffires

Wide Receiver

80

6' 2", 201 lbs., 9th Year

College: North Carolina State

H.S.: Page (NC)

Acquired: 1st RD (B) in '87

Born: Dec. 12, 1964



PRO: Possesses tremendous talent with combination of size, speed and ability to run away from defenders after catch...three-time Pro Bowler who led AFC in receptions in '90, '91 and '92, and paced conference in receiving yards in '90 and '91...owns two of three most prolific receiving seasons in Oiler history...third on Oilers' all-time list for receptions (454), fifth in receiving yards (5,435) and receiving TDs (39)...on Oilers' all-time playoff charts, is second in catches (41) and tied with Drew Hill for second in receiving yards (513)...entering '95 season, ranks second behind Bruce Matthews (117) among active Oilers with 80 consecutive starts.

Oil Slicks

Single-Game Highs

Most Receptions

13 at N.Y. Jets (10/13/91)

Most Receiving Yards

245 at Kansas City (12/16/90)

Longest Reception

87 at Kansas City (12/16/90)

Most TD Receptions

3 (twice),

at Cincinnati (10/11/92),

at Cincinnati (11/14/93)

1994: Tied (Webster Slaughter) for team lead in receptions, second in receiving yards and first in receiving touchdowns...tied for first in NFL in two-point conversions (3)...at Colts (9/4), caught season-high eight passes for 99 yards and two TDs...marked third career multi-TD game...at Dallas (9/11), had six catches for season-high 103 yards and season-long 50-yarder...game marked sixth career 100-yard receiving performance...at Raiders (10/30), tied season-high with eight receptions for 69 yards and TD...after being courted by several other teams, re-signed with Oilers May 13. **1993:** Earned third consecutive Pro Bowl appearance...had streak of three consecutive years as AFC pass-catching champ snapped...finished third on club in both receptions and yards, but led all receivers in TDs...streak of 53 straight games with catch broken in 28-14 win at New England (10/17)...in 38-3 romp over Cincinnati (11/4), caught seven passes (81 yds.) including career-best three touchdowns tying team record (done 13 times, last by Jeffires vs. Bengals, 10/11/92)...produced top yardage game of season with 139 (3rd highest of career) on seven receptions including 66-yard TD (2nd longest of career) in 23-3 besting of Pittsburgh (11/28)...started post-season loss versus Chiefs (1/16/94) and led team with personal playoff-best nine receptions for 88 yards. **1992:** Earned second straight Pro Bowl

berth as starter plus First-Team All-AFC recognition from UPI and Pro Football Weekly...signaled first time in Pro Bowl history that one team provided three receivers (also Curtis Duncan, Ernest Givins)...led AFC in receptions (3rd NFL) and finished fourth in receiving yards (10th NFL)...set personal-best in touchdowns (T-4th AFC)...marked third straight season leading AFC in receptions (74 in '90, 100 in '91), thus becoming only second player since 1970 merger to achieve that feat (in either AFC or NFC)...other was San Diego's Kellen Winslow from 1980-82 with totals of 89, 88 and 54 (in '82 strike season)...prior to merger, three players from NFL and one from AFL led their respective leagues in catches for three or more seasons in row including Packers' Don Hutson from 1941-45 (58, 74, 47, 58, 47), Rams' Tom Fears from 1948-50 (51, 77, 84), Eagles' Pete Pihos from 1953-55 (63, 60, 62), and Broncos' Lionel Taylor from 1960-63 (92, 100, 77, 78)...had only 100-yard game of season with seven snags for 117 yards in 29-24 loss to Steelers (9/6)...in 27-0 whitewash of Chargers (9/27), collected ten catches (2nd most of career) for 77 yards and score...tied Oilers' single-game record and notched first career multi-TD game with three touchdown catches (9/82 yds.) in 38-24 road win over Cincinnati (10/11)...in 41-38 OT playoff loss at Buffalo (1/3/93), caught eight balls for 98 yards and two touchdowns (3, 27 yds.), thus becoming only third Oiler ever to have pair of TD catches in post-season game (also Givins, Mike Barber). **1991:** Had best season of career and one of best statistical seasons of any receiver in league history...earned first Pro Bowl berth (was starter)...other honors included First-Team All-Pro selection from AP, PFWA, NEA, Football Digest, and College and Pro Football Newsweekly, and First-Team All-AFC accolades from UPI, Pro Football Weekly, and Football News...led NFL in catches and AFC in receiving yards (3rd NFL)...rated fourth in AFC in total yards from scrimmage...became just fifth player (now eight) in league history to amass 100 receptions in single season...along with Drew Hill, was fourth time in Oiler history that team had pair of 1,000-yard receivers in same season (Charlie Hennigan and Bill Groman in 1961, Hill and Ernest Givins in 1986, Hill and Jeffires in 1990)...became first player since Baltimore's Raymond Berry (1959-60) to lead conference (or league before AFL-NFL merger) in receptions and receiving yards in consecutive seasons...first player since San Diego's Lance Alworth (1965-66) to lead AFC (or AFL before merger) in reception yards in back-to-back seasons...combined with Hill for 190 catches which was more than any other duo in NFL annals (surpassed 171 by San Diego's Kellen Winslow and John Jefferson in 1980) until '95 when Minnesota's Cris Carter and Jake Reed combined for 207...member of first same-team twosome to rank 1-2 in AFC receptions since aforementioned Chargers...in 23-20 edging of Jets (10/13), was named AFC Offensive Player of Week after tying 30-year-old club record with 13 catches (Hennigan vs. Patriots, 10/13/61) for 186 yards (2nd best of career, 9th best in team history)...led team with eight receptions for 122 yards and score at Pittsburgh (11/24)...100th catch of season came on fourth quarter 6-yarder in regular season-ending loss to Giants (12/21)...started both playoff games and contributed 11 catches for 148 yards and TD...at Denver (1/4/92), led team with seven receptions for 99 yards and first play-off TD. **1990:** Tied for first in AFC (T-5th NFL) in catches and was first in AFC (6th NFL) in receiving yards...recorded first 1,000-yard season and earned Second-Team All-NFL honors from College and Pro Football Newsweekly and The National...led team in receptions club-best seven times and in receiving yards three times...in 27-10 win at K.C. (12/16), had sensational game with nine catches for career-high 245 yards (NFL's best in 1990) including 87-yard TD (longest by Oiler since 12/13/70)...marked second best receiving performance in team history behind Charlie Hennigan's 272 yards versus Boston (10/13/61). **1989:** Finished third on club with 47 catches for 619 yards and pair of scores...started regular season opener at Minnesota (9/10) in place of Drew Hill...played defensive

back at end of first half in 39-7 win over Miami (10/1). **1988:** Spent most of season on injured reserve (on 8/29) due to ankle injury...activated prior to 14th game (12/2), had acrobatic 42-yard snag in 41-6 win over Bengals (12/11)...caught first NFL touchdown pass (7 yds. from Warren Moon) in loss to Browns (12/18)...began to emerge in playoffs, finishing second on team in both receptions (8) and yards (130)...five catches for 78 yards in divisional playoff at Buffalo (1/1/89). **1987:** As rookie, appeared in nine games with one start, catching seven balls for 89 yards...recorded first NFL reception on 22-yard pass from Warren Moon in 20-16 win over Rams (9/13), first NFL start in 21-7 replacement team loss to New England (10/18) and longest reception of season on 23-yarder versus Colts (11/29)...drafted by Oilers with their second of two first-round picks (20th overall) in 1987...pick acquired from Rams in Jim Everett trade.

COLLEGE: Finished four-year career for Wolfpack with 111 receptions (second in school history) for 1,733 yards (third) and 14 touchdowns (first)...as **senior**, racked up 40 catches for 591 yards (14.8 avg.) and four TDs to earn Second-Team All-Atlantic Coast Conference honors...led Wolfpack as **junior** with 36 catches for 542 yards (15.1 avg.) and school-best six touchdowns...earned ACC Player of Week honors against South Carolina with five receptions for 114 yards and two scores...caught 22 balls for 405 yards (18.4 avg.) and four touchdowns as **sophomore**...played in seven games with two starts as **freshman**, contributing 13 receptions for 195 yards (15.0 avg.)...timed at 4.47 in 40-yard dash, was fastest member of North Carolina State team...holds B.A. in recreation administration.

PERSONAL: Married to Robin (6/13/92), couple splits off-season between Houston and Greensboro, North Carolina with daughter, Andrea (8/27/85) and son, Haywood, III (5/29/94)...attended Page High in Greensboro, lettering in football, basketball and track...as senior, had 27 receptions for 500 yards and five TDs to help lead team to Class 4-A state championship...averaged 14 points and seven rebounds for 4-A state basketball champs...had several basketball scholarship offers...nominated Page's Stephanie Henderson for NFL Teacher of Month which won in Nov. 1992...born Haywood Franklin Jeffires, Dec. 12, 1964, in Greensboro, North Carolina.

JEFFIRES' NFL STATISTICS

Year	Team	G/S	Rec.	Receiving		LG	TD
				Yds.	Avg.		
1987	Hou.	9/1	7	89	12.7	23	0
1988	Hou.	2/0	2	49	24.5	42	1
1989	Hou.	16/4	47	619	13.2	45	2
1990	Hou.	16/16	74	1048	14.2	87t	8
1991	Hou.	16/16	100	1181	11.8	44	7
1992	Hou.	16/16	90	913	10.1	47	9
1993	Hou.	16/16	66	753	11.4	66t	6
1994	Hou.	16/16	68	783	11.5	50	6
Totals		107/85	454	5435	12.0	87t	39
Playoffs		9/5	41	513	12.5	49	3

100-YARD GAMES

(6 Regular Season, 0 Playoffs)

Date	Opponent	Rec.	Yds.	Avg.	LG	TD
12/16/90	at Kansas City	9	245	27.2	87t	1
10/13/91	at N.Y. Jets	13	186	14.3	35	0
11/24/91	at Pittsburgh	8	122	15.3	26	1
9/6/92	PITTSBURGH	7	117	16.7	47	0
11/28/93	PITTSBURGH	7	139	19.9	66t	1
9/11/94	at Dallas	6	103	17.2	50	0



Darryll Lewis

Cornerback

29

5' 9", 184 lbs., 5th Year

College: Arizona
H.S.: Nogales (CA)
Acquired: 2nd RD (B) in '91
Born: Dec. 16, 1968



PRO: Effective coverage man with good speed...returned from knee injury to lead Oilers in interceptions in '94.

1994: Finished season with team-lead in interceptions...second on team with 19 passes defended and tenth in total tackles...tackle and interception totals marked single-season career bests...recorded two interceptions against Browns (10/13) marking first career multi-interception game...at Philadelphia (10/24), intercepted Randall Cunningham pass in end zone...at Raiders (10/30), recorded interception in third consecutive game...did not start versus Pittsburgh (11/6) due to four LB defensive set. **1993:** Had season come to early end due to injury...won RCB job in training camp and started first four games before suffering knee injury in loss to Rams (9/26)...underwent reconstructive surgery (10/22) and was placed on injured reserve (10/25) for remainder of season...replaced in starting lineup by Steve Jackson...scored second career touchdown on 47-yard interception return and had career-best six solo tackles at San Diego (9/19). **1992:** Ranked fourth on club in special teams stops with 11 (9 solo)...returned eight KO's for 171 yards (team-best 21.4 avg.)...had three tackles and sack in 20-10 road win at Indianapolis (9/13)...top tackle effort of season with six plus two hits on special teams in 23-20 OT clipping of Chiefs (9/20)...had season-best 26-yard kickoff return in 27-21 loss at Denver (10/18). **1991:** As rookie, got first start of career (at RCB) in place of Richard Johnson (knee) and notched three tackles and pass breakup at Cincinnati (10/27)...scored touchdown on first interception of pro career (33-yard return of Dan Marino pass) in 17-13 triumph at Miami (10/20)...had top tackle effort of season with seven (5 solo) plus pass defended in 17-14 victory over Browns (12/15), then got first NFL sack (Phil Simms) in following week's 24-20 loss to Giants (12/21)...drafted by Oilers with second of three second-round picks (38th overall) in 1991.

Oil Sticks

Single-Game Highs

Most Total Tackles

7 at Cleveland (12/15/91)

Most Solo Tackles

6 at San Diego (9/19/93)

Most Interceptions

2 vs. Cleveland (10/13/94)

Most Sacks

1 (twice), last at Indianapolis (9/13/92)

COLLEGE: Played running back for redshirt and freshman seasons at Arizona before conversion to cornerback...three-year Wildcat CB totals included 146 total tackles (105 solo), 14 interceptions, 18 passes defended, five fumble recoveries and five forced fumbles...had 53 punt returns for 463 yards (8.7 avg.)...as **senior**, was consensus First-Team All-PAC 10 choice and was also All-America at LCB...named by Sporting News as hardest hitting DB in PAC-10 (5th in nation)...won Jim Thorpe Trophy (nation's outstanding DB) and was also conference's Co-Defensive Player of Year...racked up 48 tackles (32 solo) to go with seven pickoffs (192 return yds. was school record), 11 pass breakups and pair of TDs...PAC-10 Defensive Player of Week against Oregon, USC and UCLA...earned Second-Team All-PAC 10 accolades as **junior**...started every game and notched 54 tackles (39 solo), five interceptions, three fumble

recoveries and three forced fumbles...returned 22 punts for 152 yards (6.9 avg.)...during spring practice prior to **sophomore** season, shifted from RB to CB...started every game of season, finishing with 44 stops (34 solo), to go with pair of pickoffs and nine PRs for 91 yards...had blocked punt and interception of Troy Aikman pass versus UCLA...ten starts at running back as **freshman**, gaining 197 yards on 46 carries (4.3 avg.) for three TDs while also catching 16 passes (2nd on team) for 272 yards (17.0 avg.) and one score...red-shirted as incoming freshman in 1986...holds B.A. in sociology.

PERSONAL: Married to Stacey (6/13/92), couple now lives year round in Missouri City...has donated considerable time to Big Brothers/Big Sisters of America...twin brother played college baseball...very quiet, did not tell Arizona sports information department that they were misspelling first name until senior season...hobbies include going to movies...attended Nogales High in West Covina, California, lettering in football and baseball...CB and RB (1,423 yds., 9.1 avg. as senior) in H.S. and was conference Co-MVP in final season...team captain in both football and baseball...born Darryll Lamont Lewis, Dec. 16, 1968, in West Covina, California.

LEWIS' NFL STATISTICS

Year	Team	G/S	Solo	Asst.	Total	Sacks	FR	FF	INT	Yds.	PD
1991	Hou.	16/1	17 (5)	9 (1)	26 (6)	1.0	1	0	1	33	7
1992	Hou.	13/0	21 (9)	6 (2)	27 (11)	1.0	0	0	0	0	3
1993	Hou.	4/4	13 (0)	1 (0)	14 (0)	0.0	0	0	1	47	3
1994	Hou.	16/15	43 (0)	12 (0)	55 (0)	0.0	0	0	5	57	19
Totals		49/20	94(14)	28 (3)	122(17)	2.0	1	0	7	137	32
Playoffs		3/0	7 (0)	0 (0)	7 (0)	0.0	0	0	0	0	0

() special teams tackles

ADDITIONAL STATISTICS

Touchdowns: 33-yd. interception ret. vs. Miami 10/20/91, 47-yd. interception ret. vs. San Diego 9/19/93

Kickoff Returns: 8 for 171 yds., 21.4 avg., long 26 in 1992 (p-total of 1 for 7 yds.)

Roderick Lewis

Tight End

49

6' 5", 254 lbs., 2nd Year

College: Arizona
H.S.: Bishop Dunne (TX)
Acquired: 5th RD (A) in '94
Born: June 9, 1971



PRO: Possesses outstanding speed for size...devastating blocker who has athletic ability to be top-notch receiver.

1994: Saw action in first NFL game on kickoff coverage team versus Bengals (9/25)...made first career start versus Jets, catching season-best three passes for 42 yards...drafted by Oilers with first of two fifth-round picks (157th overall) in 1994.

COLLEGE: Began career at Arizona as

Oil Slicks

Single-Game Highs

Most Receptions

3 vs. N.Y. Jets (12/24/94)

Most Receiving Yards

42 vs. N.Y. Jets (12/24/94)

Longest Reception

19 vs. N.Y. Jets (12/24/94)

outside linebacker and thus totaled only eight catches for 94 yards and one TD...had 12 tackles (9 solo) as LB...as **senior**, played in every game and finished with six receptions for 74 yards (12.3 avg.)...credited with 36 knockdown blocks...caught two balls for 41 yards in win over Arizona State...had outstanding day blocking against UCLA's Jamir Miller in game with Bruins...played in all **junior** contests and had pair of catches for 20 yards with one touch-down...got score on 2-yard snag in victory over UCLA...began **sophomore** season as outside LB before injuries forced shift to tight end for final two games...finished with ten tackles (7 solo), including three against Cal-Long Beach...backup LB as **freshman** and had one solo (vs. Stanford)...redshirted as '89 incoming freshman...majored in mathematics.

PERSONAL: Married to Becky, spends off-season in Dallas, Texas...has done work for United Way...attended Bishop Dunne High in Dallas, lettering in football, basketball and track...played tight end, defensive back and punter while leading team to Texas state private school championship...plays alto sax and violin...born Roderick Albert Lewis, June 9, 1971, in Washington, D.C.

LEWIS' NFL STATISTICS

Year	Team	G/S	Rec.	Receiving Yds.	Avg.	LG	TD
1994	Hou.	3/1	4	48	12.0	19	0
Totals		3/1	4	48	12.0	19	0
Playoffs		0/0	0	0	0.0	0	0

ADDITIONAL STATISTICS

Special Teams/Return Tackles: 1-0-1 in 1994



G/C Bruce Matthews — Seven-Time Pro Bowler



Bruce Matthews

Guard/Center

74

6' 5", 298 lbs., 13th Year

College: USC
H.S.: Arcadia (CA)
Acquired: 1st RD in '83
Born: Aug. 8, 1961



PRO: Superb and unselfish performer who has started games at four line positions during Oiler tenure...ranked second on club's all-time list for games played (behind Elvin Bethea's 210)...also tied with Gregg Bingham and Mike Munchak for second on Oilers' all-time list for seasons played (behind Elvin Bethea's 16)...owns longest current consecutive games played and started streaks on club with 120 contests played (started streak at 49ers, 11/8/87) and 117 starts (began at Colts, 11/29/87)...breakdown of career starts: center 74, right guard 67, right tackle 22, left tackle 17...seven-time Pro Bowler, tied for third most appearances by Oiler (Mike Munchak 9, Elvin Bethea 8, Robert Brazile 7) and tied for top spot for most consecutive trips (Munchak 7, Brazile 7)...selected to Pro Bowl at both guard (1988-90) and center (1991-94).

Oil Sticks

Starts Breakdown

Year	G/S	BD
1983	16/15	RG 15
1984	16/16	C 9, RG 1, RT 6
1985	16/16	RT 16
1986	16/16	LT 16
1987	8/5	RG 5
1988	16/16	RG 16
1989	16/16	RG 15, C 1
1990	16/16	RG 15, C 1
1991	16/16	C 16
1992	16/16	C 16
1993	16/16	C 16
1994	16/16	C 15, LT 1

1994: For seventh straight season, started all 16 games (15 at C, 1 at LT) while also serving as club's deep snapper...voted to seventh consecutive Pro Bowl at center...made lone start at LT versus Buffalo (9/18) for first start at that position since '86...saw action in 174th game versus Cleveland (10/13) and moved past Gregg Bingham (173) into sole possession of second on Oilers' all-time games played list. **1993:** Started all 16 games in third year at center while also serving as club's deep snapper...voted as starter in sixth consecutive Pro Bowl while also being named NFL's best offensive lineman by Pro Football Weekly...other honors included First-Team All-Pro recognition from Pro Football Weekly/PFWA, Sporting News and College and Pro Football Newsweekly...Second-Team All-Pro by AP and First-Team All-AFC by UPI and Football News...in 38-3 win at Cincinnati (11/4), part of offense that registered team's highest rushing total in 13 years with 240 yards (257 vs. Packers, 12/14/80)...starter at C in playoff game versus K.C. (1/16/94) as O-Line helped QB Warren Moon pass for 306 yards. **1992:** Started all 16 games and also served as team's deep snapper...voted as starter in earning fifth straight Pro Bowl selection...named NFL Offensive Lineman of Year by NFLPA...other honors included First-Team All-Pro recognition from AP, PFWA, Pro Football Weekly, NEA and Sporting News...UPI and Pro Football Weekly First-Team All-AFC as well as College and Pro Football Newsweekly Second-Team All-Pro...helped offense tie for seventh in NFL in fewest sacks allowed per game (2.0) while ranking second in league in average gain per rush (4.6)...line did not permit sack in four of first nine contests...in 24-21 win at Detroit (11/26), moved past Robert Brazile (147) into third place on Oilers' all-time games played list...key block sprung RB Lorenzo White on 65-yard screen pass that set up last-minute game-winning TD in 17-14 win at Cleveland (12/20)...started at C in post-season game at Buffalo (1/3/93). **1991:** Began training camp expecting to shift to center, but moved back to guard during camp before eventual return to center...start-

ed all 16 games at center (also served as deep snapper) and earned multitude of honors in first season following positional shift...selected as Pro Bowl starter for fourth consecutive year...additional accolades included First-Team All-Pro honors from AP, NEA, Pro Football Weekly and Football Digest; Second-Team All-Pro from College and Pro Football Newsweekly; and First-Team All-AFC by Pro Football Weekly...NFLPA runner-up to Raiders' Steve Wisniewski as league's Offensive Lineman of Year...member of offensive line that ranked second in NFL in percentage of QB sacks allowed (3.6%) and second in AFC (T-4th NFL) in total sacks allowed (24)...helped Oilers surpass 30-year-old club record with 583 yards of total offense in 26-23 OT win versus Dallas (11/10)...started both playoff games versus Jets (12/29) and Broncos (1/4/92). **1990:** Started all 16 games (15 at right guard, 1 at center) while also handling long snapping duties...many honors included third straight Pro Bowl as starter plus First-Team All-Pro recognition from AP, PFWA, Sports Illustrated, Pro Football Weekly, Sporting News, NEA and College and Pro Football Newsweekly...additional honors included First-Team All-AFC from UPI and Pro Football Weekly plus being named to CBS' All-Madden team...in season-opening loss at Atlanta (9/9), started at RG but moved to C after Jay Pennison left game with cramps...agreed to multi-year contract extension Oct. 20...with playoff berth on line against Pittsburgh in final game (12/30), replaced Pennison as starting center with Doug Dawson moving to RG (Oilers won 34-14)...also started at center in playoff loss at Cincinnati (1/6/91). **1989:** Started all 16 games (15 at RG, 1 at C) and was long snapper...accolades included second straight Pro Bowl spot (starter); First-Team All-Pro honors from AP, Sports Illustrated, Sporting News and Pro Football Weekly; First-Team All-AFC honors from UPI and Pro Football Weekly; and Second-Team All-Pro mention from PFWA, NEA and College and Pro Football Newsweekly...for second consecutive year, selected along with brother Clay for Pro Bowl...became only set of brothers to be chosen in same season and only second pair of brothers to be Pro Bowlers in any season (Patriots' Sam Cunningham in '79 and Eagles' Randall Cunningham in '88)...one of prime reason why line did not permit QB sack in six games (most sackless contests by Oilers since 6 in 1978)...in 23-7 win over Raiders (11/19), moved from guard to center in place of injured George Yarno (knee) who was playing C in place of injured starter Jay Pennison (knee)...in following week game at K.C. (11/26), got first start at center since 1984. **1988:** Started all 16 games at right guard while also handling long snapping duties...many honors included first Pro Bowl selection (starter), plus First-Team All-Pro honors from AP, PFWA, Sports Illustrated, Sporting News and Pro Football Weekly as well as UPI First-Team All-AFC and Second-Team All-Pro accolades from World Almanac and College and Pro Football Newsweekly...prominent member of offensive line that permitted just 24 QB sacks, which tied for fourth fewest in NFL and fewest allowed by Oilers since giving up 17 in 1978...prior to playoff game at Buffalo (1/1/89), Oilers had only allowed seven sacks in nine games...started both playoff games. **1987:** Missed portion of season due to contractual hold-out...saw first action at San Francisco (11/8) after signing multi-year pact (11/4)...did not start versus 49ers, thus ending streak of 63 consecutive starts that dated back to second game of rookie season...regained starting job in game with Colts (11/29), but at right guard, marking first time to play that spot since 1984...also served as Oilers' long snapper...overall, played eight regular season games with five starts, then started both playoff games. **1986:** Started all 16 contests at left tackle, despite severe back pain all season...underwent microscopic disectomy (2/25/87) to alleviate problem...helped offensive line decrease QB sacks allowed 17.2% over 1985...long snapper plus back-up center following early-season injury to Jim Romano...selected as alternate for Pro Bowl and was one of five finalists for NFL Miller Lite Offensive Lineman of Year. **1985:** Started all 16 contests at right tackle while also serving

as long snapper...durable performer, played every down and honored by peers by being chosen as alternate for Pro Bowl. **1984:** Started all 16 games including three-week stretch with starts at center, right guard and right tackle...started first nine games at center until Houston acquired Jim Romano, then returned to previous right guard position for one game...injury in that game to Dean Steinkuhler forced shift to right tackle for season's final six games. **1983:** Did not start season opener versus Green Bay (9/4), but then started all remaining 15 games at right guard...named to all-rookie teams by Pro Football Weekly, Pro Football Writers of America and Football Digest...second of three consecutive number one draft choices invested by Oilers in offensive linemen (Mike Munchak in '82, Dean Steinkuhler in '84)...drafted in first round (ninth overall) in 1983.

COLLEGE: Had outstanding career at USC...selected to virtually every All-America team as **senior**, including AP, UPI, NEA, Walter Camp, Football News, College and Pro Football Newsweekly and Football Coaches of America...also All-PAC 10 choice in both **junior** and senior seasons...at various times during Trojan career, played all five offensive line positions as well as serving as deep snapper...holds B.S. in industrial engineering.

PERSONAL: Married to Carrie (5/28/83), couple lives in Missouri City, Texas, year round with sons, Steven (3/16/85), Kevin (2/4/87), Jacob (2/11/92) and Michael (1/27/94), and daughter, Marilyn (4/14/88)...hobbies include golf, hockey and singing...lists favorite movie as "The Natural," favorite TV show as "Rush Limbaugh Show," and favorite book as The Bible...enjoys listening to Elvis Presley and The Beatles...brother Clay plays linebacker for Atlanta Falcons while father Clay, Sr. played LB for San Francisco 49ers (1950, 1953-55)...attended Arcadia (CA) High, lettering in football, wrestling and baseball...two-time all-league wrestler and prep All-America as both offensive and defensive lineman in final two seasons...born Bruce Rankin Matthews, Aug. 8, 1961, in Raleigh, North Carolina.

MATTHEWS' NFL STATISTICS

Games/Starts (Playoffs): 1983: 16/15, 1984: 16/16, 1985: 16/16, 1986: 16/16, 1987: 8/5 (2/2), 1988: 16/16 (2/2), 1989: 16/16 (1/1), 1990: 16/16 (1/1), 1991: 16/16 (2/2), 1992: 16/16 (1/1), 1993: 16/16 (1/1), 1994: 16/16. **Totals: 184/180 (p-total 10/10)**

ADDITIONAL STATISTICS

Tackles: N/A 1983-85, 6-2-8 in 1986, 1-0-1 in 1987, 3-0-3 in 1988, 1-1-2 in 1990, 4-1-5 in 1991, 4-0-4 in 1992, 3-1-4 in 1993, 0-1-1 in 1994 for total of 22-6-28
Fumbles Recovered: 1 in 1989, 1 in 1990, 1 in 1991 for total of 3



Todd McNair

Running Back

48

6' 1", 202 lbs., 7th Year

College: Temple
H.S.: Pennsuaken (NJ)
Acquired: FA in '94
Born: Oct. 7, 1965



PRO: Elusive runner with exceptional receiving skills coming out of backfield...outstanding special teams player and kick

returner...spent first five seasons of career with Kansas City before joining Oilers as free agent on Aug. 1, 1994...finished Chiefs' stint with 635 yards and three touchdowns on 119 rushes, while picking up 165 receptions for 1,675 yards and five TDs...returned 34 kickoffs for 598 yards (17.6 avg.)...caught at least 30 passes for 300 yards in each of his first four NFL seasons.

1994: Saw action in every game and was one of Oilers' top special teams players...finished season as Oilers' leading kickoff returner, while adding seven solo stops on coverage teams...recorded highest single-season average (20.9) by Oiler kickoff return leader since Willie Drewrey's 24.7 in 1985...recorded only start of season at Browns (11/27) in Oilers' two-back set, registering career highs in kickoff returns (6), yards (149) and long (44 yards)...along with CB Steve Jackson (40-yard return at Bengals, 11/13), was first time Oilers had two or more players with 40-plus yard returns since 1988 (Lorenzo White 80+, Leonard Harris 56, Kenny Johnson 56)...led team with five receptions for 77 yards versus Cardinals (12/4)...had 117 yards on five kickoff returns (23.4 avg.) and long of 40 at Chiefs (12/18). **1993:** Missed first game after signing past team-imposed deadline...activated on Sept. 6 and played in 15 games...set season-high rushing marks in carries, yards and TDs...finished third on team in rushing...had career-high 54 yards on just two attempts, including career-long 47-yarder versus Packers (11/8)...in regular season finale versus Seahawks (1/2), set single-game highs in TDs (2) and rushes (17)...only other play beside Marcus Allen to score rushing TD...played in all three playoff games, catching five passes for 51 yards and rushing for nine yards on two attempts...had post-season best 31-yard catch at Bills (1/23/94). **1992:** Playing primarily as lone setback on passing third downs, led Chiefs receiving corps with career-high 44 receptions...became first running back to lead Chiefs in receptions since Ted McNight (38 in 1979)...participated in all 16 games for first time in career...was team's fourth-leading rusher...also contributed 24 tackles (19 solo) on special teams...in 23-20 overtime loss at Oilers (9/20), scored on 5-yard pass and then helped send game into OT with 4-yard TD run with 23 seconds left...caught four passes for 35 yards and had three carries for 18 yards in playoff game at Chargers (1/2). **1991:** Saw most of action on passing third-down situations...finished Chiefs' season third in catches and fifth in receiving yards...added 12 coverage tackles on special teams...missed season opener versus Atlanta (9/1) because of late signing...also inactive for with knee injury at San Diego (9/29)...had season-high eight catches (62 yards) versus Saints (9/8)...recorded season-best 72 receiving yards (3 receptions) and solo TD (14-yarder) of season versus Dolphins (10/13)...led team in receiving during playoffs with five catches for 52 yards and long of 14...had carry for 3 yards in post-season action. **1990:** Third-down specialist had one of most productive seasons, finishing season as Chiefs' fourth-leading receiver and third-leading rusher...also led special teams in tackles with 27 (22 solo), with 25 coming in final nine weeks of season...returned team-high 14 kickoffs for 16.2-yard average...scored on 22-yard reception versus Vikings (9/9)...recorded career-high 111 yards receiving (3 catches) at Chargers (12/23), including 40-yard TD grab and career-long 65-yard fourth-quarter catch on third down from KC 5-yard line...followed with career-high nine catches (69 yards) at Bears (12/29)...started playoff game at Dolphins (1/5), recording pair of runs for 7 yards and three

Oil Slicks

Single-Game Highs

Most Rushing Yards

54 vs. Green Bay (11/8/93)

Most Rushing Attempts

17 vs. Seattle (1/2/93)

Longest Rush

47 vs. Green Bay (11/8/93)

Most Rushing TDs

2 vs. Seattle (1/2/93)

Most Receptions

9 at Chicago (12/29/90)

Most Receiving Yards

111 at San Diego (12/23/90)

Longest Reception

65 at San Diego (12/23/90)

Most TD Receptions

1 (five times),

last at Houston (9/20/92)

catches for 22 yards. **1989:** Finished season as Chiefs' third-leading receiver after starting year on club's developmental squad...reception total was most by Chief/Texan rookie since Abner Haynes (55) and Chris Burford (46) in 1960...waived on final roster cutdown...re-signed on Sept. 5 and placed on developmental squad...added to active roster on Sept. 22 and played in 14 games...in first NFL game at Chargers (9/24), caught seven passes for 83 yards...scored first NFL TD versus Chargers (12/17) on 11-yard pass from QB Steve DeBerg...drafted by Chiefs with second pick in eighth round (220th overall) in 1989...pick obtained as part of Art Still trade with Buffalo in 1988.

COLLEGE: Two-time Honorable Mention All-America finished collegiate career as Temple's third-leading all-time rusher with 2,383 yards (529 rushes and 16 TDs)...not used extensively as receiver, collecting 45 career receptions for 283 yards and TD...had 25 career kickoff returns for 18.0-yard average...as **senior**, started every game at tailback and led team with 761 rushing yards and five TDs...played in Blue-Gray Classic...despite missing two games with foot injury, ranked 11th in nation in rushing as **junior** with 117.6 yards per game (1,058 yards and 6 TDs)...Sports Illustrated's Player-of-Week for 213-yard effort in 24-21 win over Pitt...played behind former NFL RB Paul Palmer as **freshman** and **sophomore**...holds degree in sociology.

PERSONAL: Single, resides in Pennsauken, New Jersey...talented artist, specializing in caricatures...All-Delaware Valley, All-South Jersey and All-State Group IV tailback at Pennsauken (NJ) High...H.S. teammate of 49ers WR John Taylor and Redskins DB Keith Taylor...brother, Scott, was fullback at Temple...born Todd Darren McNair, Oct. 7, 1965, in Camden, New Jersey.

McNAIR'S NFL STATISTICS

Year	Team	G/S	Rushing					Receiving				
			Att.	Yds.	Avg.	LG	TD	Rec.	Yds.	Avg.	LG	TD
1989	K.C.	14/0	23	121	5.3	25	0	34	372	10.9	24	1
1990	K.C.	15/1	14	61	4.4	13	0	40	507	12.7	65	2
1991	K.C.	14/0	10	51	5.1	11	0	37	342	9.2	36	1
1992	K.C.	16/0	21	124	5.9	30	1	44	380	8.6	36	1
1993	K.C.	15/0	51	278	5.5	47	2	10	74	7.4	24	0
1994	Hou.	16/1	0	0	0.0	0	0	8	78	9.8	21	0
Totals		90/2	119	635	5.3	47	3	173	1753	10.1	65	5
Playoffs		7/1	8	37	4.6	8	0	17	160	9.4	31	0

Kickoff Returns

Year	Team	No.	Yds.	Avg.	LG	TD
1989	K.C.	13	257	19.8	37	0
1990	K.C.	14	227	16.2	23	0
1991	K.C.	4	66	16.5	18	0
1992	K.C.	2	20	10.0	14	0
1993	K.C.	1	28	28.0	28	0
1994	Hou.	23	481	20.9	44	0
Totals		57	1079	18.9	44	0
Playoffs		1	13	13.0	13.0	0

ADDITIONAL STATISTICS

Special Teams/Return Tackles: 22-5-27 in 1990, 11-1-12 in 1991, 19-5-24 in 1992, 11-3-14 in 1993, 7-0-7 in 1994 for total of 70-14-84

Fumbles Forced (special teams): vs. L.A. Raiders 10/28/91, vs. New England 12/13/92

Fumbles Recovered (special teams): vs. N.Y. Jets 12/24/94



John Henry Mills

H-Back/Tight End

35

6' 0", 222 lbs., 3rd Year

College: Wake Forest

H.S.: Godby (FL)

Acquired: 5th RD in '93

Born: Oct. 31, 1969



PRO: Outstanding special teams player and ferocious hitter on coverage units...Pro Bowl alternate for special teams in '94...versatile player who has seen action at four different positions (slot receiver, tight end, H-back, fullback) over career.

1994: Saw action in every game and made first NFL start (H-back) at Cowboys (9/11)...led special teams in tackles with 13 solo stops...recorded longest return of season (34 yards) versus Bills (9/18)...had career-high four kickoff returns (63 yards) and added pair of solo tackles on special teams at Steelers (10/3)...caught first NFL pass (4-yards) from QB Billy Joe Tolliver against Giants (11/21)...in 24-10 win over Jets (12/24), forced fumble (recovered by Todd McNair) on kickoff return by Clifford Hicks.

1993: As rookie tight end, emerged late in season as Oilers' top kick returner...appeared in all 16 games and notched ten special teams tackles (9 solo)...averaged 20.9 yards on 11 kick returns for 230 yards...saw limited action at tight end in Oilers' "Run 'N Shoot" offense...in loss at Buffalo (10/11), had three KORs for career-high 70 yards (23.3 avg.) with long of 26...lined up at tight end in 28-14 victory at New England (10/17) marking first time Oilers had utilized TE since Chris Verhulst played there against Cleveland in 1989 (12/23)...in 33-17 defeat of Atlanta (12/5), had Oiler season-best and career-long 37-yard kick return...played on special teams and had one solo in post-season loss to Chiefs (1/16/94)...drafted by Oilers in fifth round (131st overall) in 1993.

Oil Slicks

Single-Game Highs

Most Receptions

1 vs. N.Y. Giants (11/21/94)

Most Receiving Yards

4 vs. N.Y. Giants (11/21/94)

Most Kickoff Returns

4 at Pittsburgh (10/3/94)

Most Return Yards

70 at Buffalo (10/11/93)

Longest Return

37 vs. Atlanta (12/5/93)

Most ST Tackles

2 solo (five times),
last at Cleveland (11/27/94)

COLLEGE: Three-time First-Team All-Atlantic Coast Conference tight end who was also considered one of nation's top special teamers...career totals for Demon Deacons included 142 catches (3rd in school history) for 1652 yards (6th in WFU annals, 11.6 avg.) and six touchdowns plus 23 special teams tackles...**senior** totals showed 34 receptions for 369 yards (10.9 avg) and score...started every game while earning Honorable Mention All-America and First-Team All-ACC honors...selected to play in Hula Bowl...in 39-35 Independence Bowl win over Oregon, had four grabs for 83 yards plus three ST tackles...as **junior**, was Honorable Mention All-America and First-Team All-ACC with career-best 51 receptions for 559 yards and TD...against Northwestern, had season highs with 12 catches for 108 yards...First-Team all-conference choice as **sophomore**...caught 46 balls for career-bests in yards (623), average per catch (13.5) and TDs (3)...missed one game due to arthroscopic knee surgery...average receiving yards per game ranked second in ACC...enjoyed one of top receiving performances in ACC history against Duke with 14 receptions for 230 yards and TD...both reception and yards total in that contest ranked second in school history...won starting job as **freshman** but injured in third game

against Army and missed remainder of season...received medical redshirt season from NCAA...ended up with 11 catches for 101 yards (9.2 avg.) and one TD...had seven grabs in first college game (against Appalachian State)...actually played in five different seasons at WFU, playing briefly on special teams as true incoming freshman in 1988...holds B.A. in speech communications.

PERSONAL: Single, splits off-season between Houston and Winston-Salem, North Carolina...worked as intern at KHOU-TV (CBS, ch. 11) in Houston during off-season...worked three years for Athletes Who Care (big brother program) in Winston-Salem...during college career, also served as volunteer at local homeless soup kitchen...hobby is listening to music, watching science fiction movies and collecting hats...lists favorite movie as "Alien," favorite TV show as "Def Comedy Jam," and favorite book as autobiography of Arthur Ashe...enjoys listening to Brian McKnight...attended Godby High in Tallahassee, lettering in football, track, basketball and weightlifting...helped lead H.S. football team to pair of state titles...born John Henry Mills, Oct. 31, 1969, in Jacksonville, Florida.

MILLS' NFL STATISTICS

Year	Team	G/S	Receiving					Kickoff Returns				
			Rec.	Yds.	Avg.	LG	TD	No.	Yds.	Avg.	LG	TD
1993	Hou.	16/0	0	0	0.0	0	0	11	230	20.9	37	0
1994	Hou.	16/1	1	4	4.0	4	0	15	282	18.8	34	0
Totals		32/1	1	4	4.0	4	0	26	512	19.7	37	0
Playoffs		1/0	0	0	0.0	0	0	0	0	0	0	0

ADDITIONAL STATISTICS

Tackles (special teams): 9-1-10 in 1993, 13-0-13 in 1994 for total of 22-1-23 (p-total of 1-0-1)

Fumbles Forced (special teams): vs. N.Y. Jets 12/24/94



Glenn Montgomery

Defensive Tackle

94

6' 0", 282 lbs., 7th Year

College: Houston

H.S.: West Jefferson (LA)

Acquired: 5th RD in '89

Born: March 31, 1967



PRO: Tough, aggressive player who has succeeded despite lack of height for defensive tackle...after being named transition player by Oilers in '94 (2/15).

1994: Signed three-year contract (4/13)...Despite missing final two games with knee injury, set season highs in total tackles and solos...led team in fumble recoveries for second consecutive season, while also tying career high in that category...in 14 starts at RDT, finished ninth on Oilers in tackles...had career-high eight tackles (3 solo) and sack at Colts (9/4)...registered six hits (3 solo) and sack against Bills (9/18)...at Bengals

Oil Slicks

Single-Game Highs

Most Total Tackles

8 at Indianapolis (9/4/94)

Most Solo Tackles

6 vs. L.A. Rams (9/26/93)

Most Sacks

1 (ten times),

last at Cincinnati (11/13/94)

Fumble Recoveries

1 (eight times),

last vs. Seattle (12/11/94)

(11/13), posted six stops (4 solo), sack and recovered fumble which led to Al Del Greco's 34-yard FG...recorded six tackles (5 solo) and fumble recovery before leaving Seahawks' game (12/11) with knee injury. **1993:** Saw action in all 16 games with 11 starts at right tackle and finished ninth in tackles...also tied for team lead in fumble recoveries...ranked fourth on club with career-best six sacks after only having 2.5 in previous four NFL seasons combined...started first two games of season in place of injured Lee Williams but did not assume full-time starting role until season's eighth game...made first career start in regular season-opening loss at New Orleans (9/5) and had three total hits...got first "full" sack in four years to go with fumble recovery and three tackles in 30-0 shutout of Chiefs (9/12)...credited with career-high six solo against Rams (9/26)...contributed sack and fumble recovery in wins over Bengals (11/14) and Steelers (12/19) with both FRs leading to FGs...in regular season finale, chipped in with four tackles, sack and forced fumble as Oilers shut out Jets 24-0 (1/2/94)...had two tackles in playoff start against Kansas City (1/16/94). **1992:** Played in all 16 games as reserve defensive tackle and special teamer...in 24-14 loss to Cleveland (11/8), recovered Randy Baldwin fumble that set up Houston TD...returned kickoff 13 yards in 24-21 Thanksgiving Day win at Detroit (11/26), then in following game, got half-sack (with Lee Williams) in 24-7 besting of Bears (12/7)...in 27-3 clipping of Bills (12/27), replaced injured Jeff Alm (knee) in third quarter and contributed two solo and fumble recovery...saw action but did not record any stats in playoff loss at Buffalo (1/3/93). **1991:** Appeared in all 16 games as reserve defensive tackle and special teamer...tied for second on club (behind Eugene Seale) with ten special teams tackles (7 solo)...played in both play-off games and had one ST solo in 17-10 victory over Jets (12/29)...in 26-24 post-season loss at Denver (1/4/92), replaced injured Ray Childress (rib/back) at LDT but did not record tackle. **1990:** Participated in 15 games on special teams and as back-up defensive tackle...notched seven tackles (6 solo) plus half-sack at DT and added nine solo on special teams...had best game of season in 17-7 road win at San Diego (9/30) with five tackles and half-sack (shared with William Fuller) which came on fourth quarter goal-line stand...missed only game due to quad injury in 17-12 loss to Jets (10/28, two-man inactive list). **1989:** As rookie, played in 15 games (DNP at New England, 10/8), both on special teams and at nose tackle...had season-best four tackles and half-sack in 26-24 Monday night win over Cincinnati (11/13)...in 23-7 victory over Raiders (11/19), had first full NFL sack (Vince Evans) while also forcing Tim Ware to fumble on kickoff...drafted by Oilers in fifth round (131st overall) in 1989...first University of Houston player drafted by Oilers since WR Eddie Foster in 1977 (8th round).

COLLEGE: Four-year Houston statistics included 283 total tackles (175 solo), plus 21 QB sacks, 35 tackles for losses and six pass bat-downs...in **senior** season, finished with career highs in solos (68), total tackles (team-leading 107), sacks (12) and tackles for losses (20)...12 sacks was one short of UH school record set by Mack Mitchell in 1973...earned First-Team All-Southwest Conference honors and was also AP, UPI and Sporting News Honorable Mention All-America...in Cougar victory over Wyoming, had six sacks, 11 tackles (7 behind line of scrimmage) and named Southwest Conference Player of Week...as **junior**, ended up with 86 total stops (41 solo), plus four sacks (tied for team lead)...had top '87 game against Texas Tech with 15 tackles (8 solo) and two sacks...**sophomore** totals showed 63 total hits (48 solo) and sack in ten games as starter at nose guard...high game of season was ten-tackle effort against Rice...as **freshman**, played as reserve in all 11 games with 27 tackles (18 solo) and four sacks...had six tackles and sack against Texas Tech...majored in sports administration.

PERSONAL: Married to Dwannah, resides in Houston with son.

Glenn II (8/29/88) and daughter, Alexandria (3/1/92)...nicknamed "Short Dog" because of song sung as rookie...hobbies include fishing, listening to music and watching TV...lists favorite movie as "Predator," and favorite recording artists as Maze and Heavy D...attended West Jefferson High in Harvey, Louisiana, lettering in football, wrestling and track...standout fullback, rushing for 1,664 yards as senior...born Glenn Steven Montgomery, March 31, 1967, in New Orleans, Louisiana.

MONTGOMERY'S NFL STATISTICS

Year	Team	G/S	Solo	Asst.	Total	Sacks	FR	FF	INT	Yds.	PD
1989	Hou.	15/0	10 (4)	9 (0)	19 (4)	1.5	0	1	0	0	0
1990	Hou.	15/0	6 (9)	1 (0)	7 (9)	0.5	0	0	0	0	0
1991	Hou.	16/0	1 (7)	1 (5)	2 (10)	0.0	0	0	0	0	0
1992	Hou.	16/0	5 (0)	1 (0)	6 (0)	0.5	2	0	0	0	0
1993	Hou.	16/11	35 (0)	10 (0)	45 (0)	6.0	3	1	0	0	0
1994	Hou.	14/14	45 (0)	19 (0)	64 (0)	3.0	3	0	0	0	1
Totals		92/25	102(20)	41 (3)	143(23)	11.5	8	2	0	0	1
Playoffs		6/1	1 (1)	2 (1)	3 (2)	0.0	0	0	0	0	0

() special teams tackles

ADDITIONAL STATISTICS

Kickoff Returns: 1 for 13 yds. in 1992



Erik Norgard

Center/Guard

64

6' 1", 282 lbs., 7th Year

College: Colorado
H.S.: Arlington (WA)
Acquired: FA in '90
Born: Nov. 4, 1965



PRO: Has demonstrated toughness and versatility on offensive line...valuable member on Oilers' O-line who can play either guard or center...effective pass blocker with quick feet...has started at LG, C, RG and TE over career...turned down offer from Falcons and signed three-year deal with Houston (3/8/94).

1994: Had career-high seven starts in 16 games played...saw action at four different positions (C, RG, LG, TE) as well as on special teams...with Bruce Matthews' one-game switch to LT, made first-career start at C against Bills (9/18)...started in place of Kevin Donnalley (thumb injury) at RG at Eagles (11/24) and again at Raiders (10/30)...made first start at TE against Cardinals (12/4), lining up with Pat Cater in Oilers' two-tight end set...started last three games of season (vs. Seahawks, 12/11; at Chiefs, 12/18; vs. Jets, 12/24) at RG for injured Donnalley (knee). **1993:** Saw action in all 16 games with four starts at left guard in place of Mike Munchak (knees)...also saw significant special teams duty...got virtually all "reps" every week with Munchak unable to practice...made first career start (for Munchak) in loss at San Diego (9/19)...after replacing Munchak in first quarter of loss at

Oil Sticks

Starts Breakdown

Year	G/S	BD
1989	0/0	NA
1990	16/0	NA
1991	0/0	NA
1992	15/0	NA
1993	16/4	LG 4
1994	16/7	RG 5, C 1, TE 1

Position Breakdown

Has seen action at five different offensive positions, including LG, C, RG, TE and FB.

Buffalo (10/11), had reception for 13 yards after QB Cody Carlson pass was deflected by Bills' LB Marcus Patton...started final two regular season contests as Houston defeated 49ers (12/25) and Jets (1/2/94)...subbed for Munchak in final quarter of playoff loss to Chiefs (1/16/94). **1992:** Appeared in 15 regular season games as reserve lineman and special teamer...actually waived by Oilers on final cut-down (8/31) before being re-signed (9/11) following first game...primary action as lineman came in games against Chargers (9/27), Bengals (10/11) and Browns (12/20)...in that 17-14 come-from-behind win at Cleveland, replaced Doug Dawson at RG and had key block on RB Lorenzo White's 65-yard reception that set up last-minute winning TD...played on special teams in post-season loss at Buffalo (1/3/93). **1991:** Spent entire season on injured reserve (on 8/29) due to shoulder injury...spent spring playing for San Antonio Riders in World League...started all ten WFL games at center as Riders led league in rushing. **1990:** Saw action in all 16 games, being utilized at center, guard and on special teams...used at fullback in Oilers' short-yardage "Bumble"...made first NFL appearance on offensive line (at RG) in fourth quarter of 48-17 rout of Bengals (10/14)...made first post-season appearance (on special teams) in 41-14 loss to Bengals (1/6/91). **1989:** Signed with Oilers as rookie free agent...spent season on club's developmental squad.

COLLEGE: Played first two seasons at Western Washington University before transferring to Colorado...two-year starter for Buffaloes...as **senior**, honors included UPI First-Team All-Big Eight, AP Second-Team All-Big Eight and AP Third Team All-America...did not get called for penalty during entire season...**junior** accolades included Honorable Mention All-Big Eight mention...starter as **sophomore** at WWU and saw significant playing time as **freshman**...holds B.A. in communications.

PERSONAL: Married to Lisa (4/28/90), couple resides in The Woodlands, Texas with son, Clay (11/1/93)...has been working on novel...spends considerable time working in "Just Say No to Drugs" and D.A.R.E. campaigns with area youngsters...also does volunteer work for Fellowship of Christian Athletes...hobbies include skiing, reading and playing golf...as another hobby, breeds English bulldogs...lists favorite movie as "My Life," favorite TV shows as "Coach" and "Seinfeld," and favorite book as "Eaters of the Dead"...enjoys listening to Stevie Ray Vaughan and Jimi Hendrix...attended Arlington (WA) High, lettering in football, basketball and track...born Erik Christian Norgard, Nov. 4, 1965, in Bellevue, Washington.

NORGARD'S NFL STATISTICS

Games/Starts (Playoffs): 1989: Developmental Squad, 1990: 16/0 (1/0), 1991: IR, 1992: 15/0 (1/0), 1993: 16/4 (1/0), 1994: 16/7. **Totals: 63/11 (p-total 3/0)**



Jeremy Nunley

Defensive End

93

6' 5", 278 lbs., 2nd Year

College: Alabama
H.S.: Franklin County (TN)
Acquired: 2nd RD in '94
Born: Sept. 19, 1971



PRO: Tremendous competitor with ability to play defensive end or tackle.

1994: Saw action primarily on special teams in 12 games played...recorded all four tackles on kickoff coverage unit...played in first NFL game versus Bengals (9/25), seeing action on kickoff coverage unit and recording solo stop...saw first action at LDE against Giants (11/21) and had season-high two solo tackles on KO coverage...also saw time at LDE at Browns (11/27)...placed on inactive list with broken hand versus Seahawks (12/11)...drafted by Oilers in second round (60th overall) in 1994.

Oil Slicks

Single-Game Highs Most ST Tackles

2 vs. N.Y. Giants (11/21/94)

College

Member of Crimson Tide team that defeated the University of Miami in the Sugar Bowl to clinch the '92 National Championship.

COLLEGE: Enjoyed outstanding four-year career at Alabama, finishing with 139 tackles (77 solo), 19 sacks and three pass breakups...consensus First-Team All-SEC choice as **senior** and chosen to play in Senior Bowl...started nine games at right end and two on left side...statistically, had career-bests in tackles (72), solos (41), assists (31) and sacks (10)...had pair of sacks in games against Tennessee and Southern Mississippi...recorded season-high ten tackles versus both Mississippi St. and Auburn...played both defensive end and nose tackle as **junior**, finishing with 25 tackles (12 solo) and four sacks...had season-high six tackles versus Florida in SEC title game...notched pair of stops in Crimson Tide's national championship win over Miami in Sugar Bowl...played both left and right end as **sophomore** and had 21 total hits (13 solo) plus sack...registered season-best six tackles against Georgia and contributed sack versus Temple...**freshman** All-America and All-SEC selection, ending up with 21 tackles (11 solo) and four sacks...had pair of sacks in win over Cincinnati...redshirted as incoming freshman in 1989...majored in sports fitness management.

PERSONAL: Married to Marti, spends off-season in Tuscaloosa, Alabama...hobbies include hunting, fishing and golf...list favorite movie as "Platoon," favorite TV show as "Wings," and favorite book as "Lonesome Dove"...enjoys listening to Stone Temple Pilots and Pantera...attended Franklin County High in Winchester, Tennessee, lettering in football, basketball and baseball...born Jeremy Jody Nunley, Sept. 19, 1971, in Winchester, Tennessee.

NUNLEY'S NFL STATISTICS

Year	Team	G/S	Solo	Asst.	Total	Sacks	FR	FF	INT	Yds.	PD
1994	Hou.	12/0	0 (3)	0 (1)	0 (4)	0.0	0	0	0	0	0
Totals		12/0	0 (3)	0 (1)	0 (4)	0.0	0	0	0	0	0
Playoffs		0/0	0 (0)	0 (0)	0 (0)	0.0	0	0	0	0	0

() special teams tackles



Jim Reid

Tackle

67

6' 6", 306 lbs., 1st Year

College: Virginia
H.S.: Hampton Road Acad. (VA)
Acquired: 5th RD (B) in '94
Born: Feb. 13, 1971



PRO: Fierce competitor with exceptional size...versatile player who can played both tackle and guard.

'95 Houston Oilers

1994: Underwent arthroscope on right knee (7/22)...returned to play in last pre-season game vs. Raiders (8/27)...placed on inactive list for first 15 games...dressed but did not play against Jets (12/24)...drafted by Oilers with compensatory pick in fifth round (161st overall) in 1994.

COLLEGE: Four-year member of Cavalier offense...as **senior**, was consensus First-Team All-ACC selection at left tackle...had four knockdowns as Virginia gained 466 yards in win over Ohio...helped team rush for 241 yards in victory over Wake Forest...started at LT as **junior** as Virginia averaged impressive 235.4 rushing yards...credited with six knockdowns as team romped for 557 yards in 53-0 shutout of Navy...had key blocks to contribute to 315 yards rushing in triumph over Wake Forest...as **sophomore**, started four games at RT and four games at RG...also started Gator Bowl at right guard...missed two games with knee injury...helped Cavs rank second in ACC with average of 399.6 yards per game...played in every game as **freshman** reserve at RT...redshirted in 1989 as incoming freshman...majored in literature.

PERSONAL: Single, spends off-season in Newport News, Virginia...hobbies include weightlifting and reading...lists favorite movie as "The Ten Commandments," favorite TV show as "Seinfeld," and favorite book as "Ender's Game" by Orson Scott Card...enjoys listening to Willie Nelson and 10,000 Maniacs...attended Hampton Road Academy, in Newport News, Virginia, lettering in football, basketball and baseball...born James Varrett Reid, Feb. 13, 1971, in Newport News, Virginia.

Oil Slicks

College Breakdown

As four-year member of Cavalier's offense, saw action at left tackle, right tackle and right guard.



Bucky Richardson

Quarterback

7

6' 1", 228 lbs., 4th Year

College: Texas A&M
H.S.: Broadmoor (LA)
Acquired: 8th RD in '92
Born: Feb. 7, 1969



PRO: Exceptional athlete with great competitiveness and leadership ability...played on special teams in first two seasons because of overwhelming desire to get into games...had three passes in '94 of 50 yards or more (50, 57, 76t), marking first time since Warren Moon hit three 50-plus aerials in '90 (80t, 87t, 57).

1994: Earned backup role to Cody Carlson with impressive training camp...finished second on team in passing and third in rushing...replaced Carlson (shoulder) in third quarter at Colts (9/4), hitting 19 of 35 passes for 203 yards and career-high three TDs...led team to scores on three of four full drives, including two-point conversion pass to WR Reggie Brown (Oilers' first two-point conversion pass since QB Bob Davis to WR Jim Beirne against Jets, 12/6/69)...combined with Carlson for 57 attempts, marking third-highest total in Oiler history (68 at Bills, 11/1/64; 61 at Raiders, 11/7/65)...made first career start at Cowboys (9/11), setting career bests in attempts (42), completions (20) and yards (242)...also had career-high seven rushes (37 yards)...recorded longest pass play of career with 76-yard TD strike to WR Ernest Givins at Steelers

(10/3)...got fourth start of season vs. Jets (12/24), completing 17 of 29 passes for 220 yards...earned first victory as starter (Oilers, 24-10)...also had career-best 46 yards rushing (6 carries), including first rushing TD of career on 1-yard scamper.

1993: Played just in season's first and last games..."dressed third quarterback" in all other games except 28-12 win over Bengals (10/24, active but DNP)...became only quarterback in NFL playing on special teams kickoff and punt teams in season-opening loss at New Orleans (9/5) but suffered sprained ankle in fourth quarter...with Moon sidelined (ribs/back), replaced Carlson at QB in fourth quarter of regular season finale 24-0 shutout of Jets...in only action of season at quarterback, completed three of four passes for 55 yards...led team on 88-yard TD drive with first NFL completion coming on 34-yarder to WR Ernest Givins. **1992:** Slated to get training camp look at quarterback, running back, defensive back and on special teams...limited availability of quarterbacks in camp forced concentration on just one position...earned spot on roster by completed 14 of 17 passes (82.4%) for 187 yards, TD and no interceptions in preseason...appeared in seven games, primarily on special teams...on two-man inactive list for season's first five games...first regular season action came on kickoff return team in 27-21 loss at Denver (10/18)...with injury to Moon, became backup QB and taken off special teams for regular season's final six contests...took first snap as QB in last play of 24-7 Monday night win over Bears (12/7)...in 27-3 beating of Bills (12/27), took final four snaps and was sacked on only pass attempt...on two-man inactive list for playoff loss at Buffalo (1/3/93)...drafted by Oilers in eighth round (220th overall) in 1992.

Oil Slicks

Single-Game Highs

Most Passing Attempts

42 at Dallas (9/11/94)

Most Completions

20 at Dallas (9/11/94)

Most Passing Yards

242 at Dallas (9/11/94)

Longest Pass

76t at Pittsburgh (10/3/94)

Most Touchdown Passes

3 at Indianapolis (9/4/94)

Most Rushing Yards

46 vs. N.Y. Jets (12/24/94)

Most Rushing Attempts

7 at Dallas (9/11/94)

Longest Rush

18 at Dallas (9/11/94)

Most Rushing TDs

1 vs. N.Y. Jets (12/24/94)

COLLEGE: Four-year Aggie statistics included 196 completions (6th in school history) in 405 attempts (5th, 48.4%) for 3039 yards, 14 touchdowns and 23 interceptions...also rushed 370 times for 2095 yards (5.7 avg.) with 30 TDs (4th in school history)...owns Southwest Conference record for rushing yards by QB...finished fourth in all-purpose yards (5134) on A&M's all-time list...in bowl games, connected on 11 of 20 throws for 218 yards and one TD while rushing 25 times for 215 yards and four TDs...as **senior**, named to several All-America teams and was named college football's Most Inspirational Player by one outlet...consensus First-Team All-SWC and placed tenth in Heisman Trophy voting...played in East-West Shrine Game and Japan Bowl...completed 79 of 156 passes (50.6%) for 1492 yards, eight TDs and ten interceptions...also rushing 103 times for 448 yards and ten scores...suffered foot sprain early in season-opener against LSU and missed following contest versus Tulsa...ran for 76 yards and three TDs in 37-14 win over Texas Tech...in 34-12 victory over Baylor, ran for pair of scores and caught 38-yard TD pass on flea-flicker to earn SWC Offensive Player of Week honors...threw for 231 yards and ran 18 times for 128 more with two TDs in 38-21 triumph over Rice...top passing game of season came with 16 of 25 effort for 321 yards and pair of touchdowns (plus 2 rushing TDs) in 44-7 rout of TCU...regained starting QB job in sixth game of **junior** campaign, finishing with 59 completions in 116 tries (50.9%) for 847 yards, four TDs and eight INTs...also gained 670 yards rushing on 97 carries (6.9 avg.) with eight scores...passed for two scores and ran for two more in 28-24 edging of Texas Tech...as Aggies gained 680 yards in 65-14 Holiday Bowl win over BYU, passed for 203 yards (1 TD), ran for 119 more (2 TDs) and caught 22-yard TD pass...redshirted in

1989 due to knee rehabilitation...started first nine games as **sophomore** and was accurate on 42 of 88 passes for 544 yards, TD and five INTs while running for 554 yards on 108 totes with nine scores...suffered season-ending knee injury in game #10 against Texas and underwent reconstructive surgery...selected SWC New-comer of Year as **freshman**, starting five contests and completing 16 of 45 passes for 156 yards and score...in first college game, ran for 102 yards on just five attempts including 82-yard run in victory over Southern Mississippi...named MVP of 35-10 Cotton Bowl win over Notre Dame after running for 96 yards and two TDs...holds B.S. in kinesiology.

PERSONAL: Lives year round in Bellaire...daughter's name, Jordan Taylor (10/20/94)...hobbies include golf and water skiing...so popular in Texas, Oilers held post-draft press conference for him (despite eighth round selection) due to media demand...lists favorite movie as "Basic Instinct," favorite TV show as "Rescue 911," and favorite book as "Willie" (biography of Willie Nelson)...enjoys listening to Sting...attended Broadmoor High in Baton Rouge, lettering in football, baseball and basketball...First-Team All-State football selection and also played on state championship basketball team...legal name is John Powell Richardson, but nicknamed Bucky by little league baseball coach...born Feb. 7, 1969, in Baton Rouge, Louisiana.

RICHARDSON'S NFL STATISTICS

Year	Team	G/S	Att.	Com.	Passing		TD	INT	LG	Sacks	Rating
					Yds.	Pct.					
1992	Hou.	7/0	0	0	0	0.0	0	0	0	1/7	-1.0
1993	Hou.	2/0	4	3	55	75.0	0	0	34	1/8	116.7
1994	Hou.	7/4	181	94	1202	51.9	6	6	76t	23/136	70.3
Totals		16/4	185	97	1257	52.4	6	6	76t	25/151	71.4
Playoffs		0/0	0	0	0	0.0	0	0	0	0/0	0.0

Year	Team	Att.	Rushing		LG	TD
			Yds.	Avg.		
1992	Hou.	1	-1	-1.0	-1	0
1993	Hou.	2	9	4.5	11	0
1994	Hou.	30	217	7.2	18	1
Totals		33	225	6.8	18	1
Playoffs		0	0	0.0	0	0



Marcus Robertson

Safety

31

5' 11", 197 lbs., 5th Year

College: Iowa State
H.S.: Muir (CA)
Acquired: 4th RD (B) in '91
Born: Oct. 2, 1969



PRO: One of top "up-and-coming" defensive backs in AFC...talented player with good speed, agility and toughness...in '93, became first Oiler safety to earn First-Team All-Pro honors since Mike Rein-feldt (1979)...Oilers' Ed Block Courage Award winner in '94, returning to play in all 16 games after recovering from ruptured patella tendon.

1994: Registered first 100-plus tackle season from FS position and finished third on club in stops...also had season high in solo tack-

les...in 20-13 win over Bengals (9/25), set up 1-yard TD run by RB Gary Brown with 41-yard INT return...had seven hits and INT (17-yard return) at Raiders (10/30)...tied for team lead with career-high 13 tackles (6 solo) against Giants (11/21)...registered career-best nine solos, pass defended and forced fumble at Browns (11/27)...also credited with punt return for no yards in Browns' game...credited with fair catch while on punt return team versus Cardinals (12/4)...had INT (32-yard return) and eight tackles in 24-10 victory versus Jets

(12/24). **1993:** Emerged as one of top safeties in AFC...enjoyed super season before suffering season-ending knee injury against Browns (12/12)...ruptured patella tendon and placed on injured reserve (12/30)...received numerous post-season honors including First-Team All-Pro selection by AP and Sporting News plus Second-Team All-Pro from College and Pro Football Newsweekly...also named First-Team All-AFC by UPI...started 13 games at FS and was second on club in tackles...after getting just one interception in previous two seasons combined, led team with seven pickoffs (T-4th AFC, T-4th NFL)...major factor in Oilers leading NFL in interceptions with 26...tied for club lead in fumble recoveries...two-time AFC Defensive Player of Week winner...in season-opening loss at New Orleans (9/5), had team-leading ten tackles and also returned recovered fumble by FB Lorenzo Neal (forced by CB Cris Dishman) 80 yards for first career touchdown...earned AFC Defensive Player of Week honors after intercepting two passes (resulted in 10 points) to go with five tackles in 30-0 shutout of Chiefs (9/12)...contributed eight tackles and picked off fourth quarter Scott Secules pass to seal 28-14 triumph at New England (10/17)...in 27-20 victory at Browns (11/21), had three interceptions (2nd career multi-INT game) to again earn AFC Defensive Player of Week...tied club record (done 6 times) and marked first time in 22 years that Oiler had three INTs (Willie Alexander vs. Raiders, 11/14/71)...had career-best 69-yard return on one of those interceptions which signaled longest by Oiler in six years (Eugene Seale's 73-yarder vs. Broncos, 10/4/87)...in Houston's 33-17 defeat of Atlanta (12/5), collected six stops, forced fumble and made diving interception in end zone to prevent TD. **1992:** In just second NFL season, became starter at free safety following knee injury to Bo Orlando...saw limited action at strong safety...started final 14 games, finishing fifth on team (3rd among DBs) in tackles...also added eight special teams hits (5 solo)...began season wearing special cast to protect broken hand...made first career start in 23-20 OT win over Chiefs (9/20)...collected first career interception (27-yd. return) off Boomer Esiason pass in 38-24 win at Cincinnati (10/11)...paced team with ten tackles in regular season-ending 27-3 rout of Bills (12/27)...got first playoff start in loss at Buffalo (1/3/93) and had six stops plus special teams tackle. **1991:** As rookie, got significant playing time as special teamer and defensive back in all of team's situational packages...appeared in all 16 games and added three solos on special teams...in some specialty alignments, actually played linebacker for Oilers...in 24-20 loss at New England (9/22), racked up four solos and first career sack (Hugh Millen)...had season-best five solos in 16-13 OT loss at Washington (11/3)...saw action in both playoff games and ranked tenth on club with six solos (plus ST solo)...drafted by Oilers with second of two fourth round picks (102nd overall) in 1991.

Oil Slicks

Single-Game Highs

Most Total Tackles

13 vs. N.Y. Giants (11/21/94)

Most Solo Tackles

9 at Cleveland (11/27/94)

Most Interceptions

3 at Cleveland (11/21/93)

Fumble Return For TD

1 at New Orleans (9/5/93)

COLLEGE: Four-year totals at Iowa State included 257 total hits (155 solo), six interceptions, 22 passes defended, nine forced fumbles and five fumble recoveries...also had 48 punt returns for 267 yards (5.6 avg.)...as **senior**, despite missing final three games due

to broken leg, still earned Honorable Mention All-America and Second-Team All-Big Eight honors...as team captain, had 47 tackles (30 solo), three forced fumbles and pickoff...had forced fumble and fumble recovery against both Kansas and Northern Iowa...earned First-Team All-Big Eight accolades as starting **junior** at LCB...stats showed career highs in total tackles (89, 2nd on team), solos (56), assists (33) and passes defended (11) to go with three forced fumbles...had 11 tackles and forced fumble in game with Iowa...in **sophomore** season, selected Honorable Mention All-Big Eight by league coaches...started every game at left corner and had 70 tackles (41 solo) and led team with personal-high three INTs...had season best nine tackles plus interception against Colorado...became starter during **freshman** year and had 51 tackles (28 solo) plus ten PRs for 67 yards...had season-high eight tackles and first collegiate pickoff versus Nebraska...also member of ISU's indoor track team...majored in industrial engineering.

PERSONAL: Married to Holly (6/27/92), couple splits off-season between Houston and Altadena, California...while in school, did work for Iowa Special Olympics...hobbies include fishing and going to movies...lists favorite movie as "Lethal Weapon 2," favorite TV show as "A Different World," and favorite book as biography of Malcolm X...enjoys listening to Luther Vandross, Anita Baker and Ice Cube...attended Muir High in Pasadena, lettering in football, track, basketball and baseball...member of 400-meter relay team that won California championship in state record time...born Marcus Aaron Robertson, Oct. 2, 1969, in Pasadena, California.

ROBERTSON'S NFL STATISTICS

Year	Team	G/S	Solo	Asst.	Total	Sacks	FR	FF	INT	Yds.	PD
1991	Hou.	16/0	25 (3)	5 (0)	30 (3)	1.0	0	0	0	0	2
1992	Hou.	16/14	39 (5)	32 (3)	71 (8)	0.0	0	0	1	27	6
1993	Hou.	13/13	62 (1)	20 (0)	82 (1)	0.0	3	2	7	137	12
1994	Hou.	16/16	80 (4)	31 (0)	111 (4)	0.0	0	2	3	90	6
Totals		61/43	206(13)	88 (3)	294(16)	1.0	3	4	11	254	26
Playoffs		3/1	10 (1)	2 (1)	12 (2)	0.0	0	0	0	0	0

() special teams tackles

ADDITIONAL STATISTICS

Touchdowns: 80 yd. fumble ret. at New Orleans 9/5/93

Punt Returns: 1 ret., 1 FC, 0 yds. in 1994



Eddie Robinson

Linebacker

50

6' 1", 245 lbs., 4th Year

College: Alabama State

H.S.: Brother Martin (LA)

Acquired: 2nd RD in '92

Born: April 13, 1970



PRO: Smart, instinctive and steady player...starter in all three NFL seasons...has seen action at both outside linebacker positions.

1994: Set season best in total tackles and passes defended...started 15 games (14 LLB, 1 RLBB), missing Bengals' game (9/25) with thumb and ankle injuries (dressed but DNP)...suffered dislocated thumb at Cowboys (9/11) but returned to action...left Bills' game (9/18) late in second quarter with ankle injury and did not re-

turn...credited with start at RLB against Browns (10/13), finishing at LLB with four tackles and three passes defended...tied career high with ten tackles (including career-best 9 solo). **1993:** Played in all 16 games with 15 starts at LLB...ended up sixth on team in tackles while adding seven special teams hits...had season-best eight tackles plus only sack in season-opening loss at Saints (9/5)...chipped in with seven tackles as LB and also paced club with three ST hits in loss at Bills (10/11)...for only time of season, did not start in 23-3 triumph over Pittsburgh (11/28), thus snapping consecutive starts streak at 16...in Christmas Day 10-7 victory at San Francisco, contributed five tackles while also getting first blocked field goal of career (Mike Cofer's 24-yd. attempt)...had five tackles in post-season loss to Kansas City (1/16/94). **1992:** Oilers' second round draft choice who was club's only rookie starter...at season's end, one of only four NFL rookies starting at linebacker with others including Dallas' Robert Jones, Cincinnati's Ricardo McDonald and Detroit's Tracy Scroggins...earned College and Pro Football Newsweekly First-Team All-Rookie honors...played all 16 games with 11 starts at RLB...ranked seventh on team in tackles while also finishing sixth in special teams hits with 10...saw significant action in season-opening 29-24 loss to Pittsburgh (9/6) due to ejection of Rick Graf...assumed Johnny Meads' starting RLB spot with first career start in 38-24 triumph at Cincinnati (10/11)...got first career sack in 24-7 Monday night besting of Bears (12/7)...in 16-14 loss to Green Bay (12/13), led team with career-best ten tackles (6 solo)...stopped Kevin Mack for no gain on clutch third-and-two play with two minutes remaining in 17-14 win at Cleveland...notched three tackles in first playoff start at Buffalo (1/3/93)...drafted by Oilers in second round (50th overall) in 1992.

Oil Slicks

Single-Game Highs

Most Total Tackles

10 (twice),

vs. Green Bay (12/13/92),

vs. Pittsburgh (11/6/94)

Most Solo Tackles

9 vs. Pittsburgh (11/6/94)

Most Sacks

1 (twice),

vs. Chicago (12/7/92),

at New Orleans (9/5/93)

COLLEGE: Originally, attended Alabama State on academic scholarship, shifted to linebacker after playing on offensive line as walk-on freshman...three-year LB totals included 233 total tackles (128 solo), 11 QB sacks, ten passes defended, two fumble recoveries and interception...as **senior**, was First-Team All-Southwestern Athletic Conference selection while also being named SWAC Defensive Player of Year...also was AP 1-AA First-Team All-America and Sheridan Black College First-Team All-America pick...contributed 77 total tackles (33 solo) to go with career-high 6.5 sacks...racked up regular season-best 12 tackles in season-opening 28-27 win over Jackson State...had 16 tackles and forced fumble in Blue-Gray game...**junior** honors included AP First-Team All-America, Sheridan Black College Defensive Player of Year, SWAC Defensive Player of Year and First-Team All-SWAC...SWAC All-Academic choice with 3.53 GPA...statistically, led team with personal-high 89 tackles (46 solo) to go with 3.5 sacks, five passes defended and interception...in season-opener against Samford, had 13 tackles (12 solo)...**sophomore** season marked first as LB, earning Second-Team All-SWAC accolades...totaled 67 tackles (49 solo), sack and three passes defended...top tackle game of campaign came with 12 against Alcorn State...as **freshman** walk-on, started at offensive tackle but also saw action at guard and center...holds B.S. in chemistry.

PERSONAL: Single, lives year round in Houston...father Eddie Sr. is an events and facilities coordinator at Superdome...donates considerable time to giving anti-drug and stay-in-school speeches to elementary and junior high students...very active in Texas Southern University's Black Male Initiative Program...hobbies include collecting football cards and tropical fish...lists favorite movie as "Menace II Society," favorite all-time TV show as "Sanford and Son," and fa-

vorite book as "The Color Purple"...enjoys listening to Too Short...attended Brother Martin High in New Orleans, lettering in football and track...captain of football team and named high school's Senior Athlete of Year...born Eddie Joseph Robinson, April 13, 1970, in New Orleans, Louisiana.

ROBINSON'S NFL STATISTICS

Year	Team	G/S	Solo	Asst.	Total	Sacks	FR	FF	INT	Yds.	PD
1992	Hou.	16/11	33 (6)	21 (4)	54 (10)	1.0	0	0	0	0	0
1993	Hou.	16/15	42 (4)	15 (3)	57 (7)	1.0	0	0	0	0	3
1994	Hou.	15/15	41 (1)	25 (0)	66 (1)	0.0	0	0	0	0	6
Totals		47/41	116(11)	61 (7)	177(18)	2.0	0	0	0	0	9
Playoffs		2/2	4 (0)	4 (0)	8 (0)	0.0	0	0	0	0	0

() special teams tackles



Derek Russell

Wide Receiver

86

6' 0", 195 lbs., 5th Year

College: Arkansas
H.S.: Central (AR)
Acquired: UFA (Den.) in '95
Born: July 22, 1969



PRO: Solid receiver with good size for position...agreed to terms with Oilers as unrestricted free agent on June 2...spent first four seasons with Broncos (1991-94)...has recorded two 100-yard receiving games.

1994: Started in all 12 games played in for Broncos...inactive for four games with knee and neck injuries (games #4-6, 11)...returned four kickoffs 83 yards against Chargers (9/4)...equaled longest catch of career with 43-yarder versus Browns (10/30)...had season-high four receptions for 50 yards and one TD at Rams (11/6)...closed out season with 65 yards on three grabs against Saints (12/24). **1993:** Set career highs in receptions, yards and scores despite missing last three regular season games with ankle injury...tied for second (Rod Bernstein) on team in catches and was leading kickoff returner...set career best with six receptions for first-career 100-yard outing (104 yards) at Chiefs (9/20)...recorded personal-best 111 yards on five catches, including career-long 43-yarder versus Raiders (10/18)...had longest kickoff return of career with 49-yarder against Vikings (11/14)...recovered Shannon Sharpe's fumble in end zone for score in 37-13 win over Steelers (11/21)...matched reception mark with six at Seahawks (11/28)...caught pair of aeriels for 31 yards and one TD in playoff game at Raiders (1/9). **1992:** Had season cut short after dislocating left thumb at Seahawks (11/30)...spent final four weeks of campaign on injured reserve...had best game of year at Redskins (10/12), leading team in receptions with three for 32 yards. **1991:** Finished season tied for fifth in receptions despite no catches in first five weeks...caught three passes in five games, including season-best 69 yards and one TD versus Chiefs (10/20)...did not play

Oil Slicks

Single-Game Highs
Most Receptions

6 (twice),

at Kansas City (9/20/93),

at Seattle (11/28/93)

Most Receiving Yards

111 vs. L.A. Raiders (10/18/93)

Longest Reception

43 (twice),

vs. L.A. Raiders (10/18/93),

vs. Cleveland (10/30/94)

Most TD Receptions

1 (five times), last

at L.A. Rams (11/6/94)

in games #3-5 because of groin pull...started last five regular season contests and both playoff games...recorded 20-yard reception in Divisional Playoff Game win over Oilers (1/4)...drafted by Broncos with fourth-round pick (89th overall) in 1991 that was acquired as part of Gaston Green-Gerald Perry trade with Rams.

COLLEGE: Finished out collegiate career at Arkansas as school's fifth all-time reception leader with 91...also ranked second in Razorback annals with 1,874 yards...caught 43 passes for 897 yards as **senior**, earning All-America and All-Conference honors...appeared in Senior Bowl...earned Second-Team All-America notice as **junior**.

PERSONAL: Spends off-season with son, Nicolis (8/20/88) in Little Rock, Arkansas...enjoys fishing and basketball...All-America and All-State selection at Central (Little Rock, AR) High...named Player of Year by Arkansas Gazette and Athlete of Year by Arkansas Democrat...also received All-America honors in track...cousin of NBA's Sidney Moncrief...born Derek Dwayne Russell, July 22, 1969, in Little Rock, Arkansas.

RUSSELL'S NFL STATISTICS

Year	Team	G/S	Receiving					Kickoff Returns				
			Rec.	Yds.	Avg.	LG	TD	No.	Yds.	Avg.	LG	TD
1991	Den.	13/5	21	317	15.1	40	1	7	120	17.1	30	0
1992	Den.	12/7	12	140	11.7	22	0	7	154	22.0	33	0
1993	Den.	13/12	44	719	16.3	43	3	18	374	20.8	49	0
1994	Den.	12/12	25	342	13.7	43	1	5	105	21.0	34	0
Totals		50/36	102	1518	14.9	43	5	37	753	20.4	49	0
Playoffs		3/2	3	51	17.0	25	1	0	0	0.0	0	0

ADDITIONAL STATISTICS

Misc. Touchdowns: fumble recovery in end zone vs. Pittsburgh 11/21/93



Malcolm Seabron

Wide Receiver

83

6' 0", 194 lbs., 2nd Year

College: Fresno State
H.S.: C.K. McClatchy (CA)
Acquired: 3rd RD in '94
Born: Dec. 29, 1972



PRO: Elusive runner after catch with outstanding speed...will make tough catch over middle...standout special teams player.

1994: Saw action in 13 games, primarily on special teams...finished season with five ST tackles (4 solo)...played in first NFL game versus Bengals (9/25), recording solo stop on punt coverage...saw first action at WR at Bengals (11/13), replacing Ernest Givins (knee) at outside receiver...also saw time at receiver at Chiefs (12/18)...drafted with compensatory third-round selection (101st overall) in 1994.

Oil Slicks

*Single-Game Highs
Most Solo ST Tackles*

1 (four times),
vs. Cincinnati (9/25/94),
at L.A. Raiders (10/30/94),
vs. Pittsburgh (11/6/94),
vs. Arizona (12/4/94)

COLLEGE: Top target of Fresno State QB Trent Dilfer...four-year

'95 Houston Oilers

Bulldog statistics included 86 receptions for 1,802 yards, 21.0-yard average and 18 touchdowns...other stats showed seven rushes for 34 yards, 57 punt returns for 451 yards (7.9 avg.) and three TDs, and three kickoff returns for 44 yards (14.7 avg.)...despite injuries as **senior**, was Honorable Mention All-WAC choice and earned trip to Senior Bowl...missed four games including three due to dislocated elbow and one because of knee sprain...totaled 16 catches for 262 yards (16.4 avg.) and had six scores...ran 68 yards for TD with fumbled kickoff versus Colorado in Aloha Bowl...earned Honorable Mention All-America and Second-Team All-WAC accolades as **junior** with career-bests in catches (41), yards (974), average per catch (23.8) and TDs (9)...also returned 13 punts for 142 yards (10.9 avg.)...against Oregon State, snagged six balls for 160 yards and TD...in win over Utah, caught three passes for 142 yards including career-best 92-yard TD that was longest reception ever on Fresno's home field...grabbed six passes for 147 yards and score in victory over San Diego State...Second-Team All-Big West choice as **sophomore** with 19 receptions for 365 yards (19.2 avg.) and two TDs...also returned 41 punts for 294 yards (7.0 avg.) and score...started ten of 11 games at WR for Fresno State...returned four punts for 107 yards including 64-yard TD in win over Pacific...**freshman** numbers included ten catches for 201 yards and 20.1 average with TD...had 56-yard touchdown reception against Eastern Michigan...majored in psychology.

PERSONAL: Single, spends off-season in Sacramento, California...donates time to Scalley Circle Housing Project and Oak Park Community...hobbies include listening to music and playing basketball...lists favorite movie as "Menace to Society," favorite TV show as "Tuesday or Thursday Night Fights on USA," and favorite book as George Orwell's "1984"...enjoys listening to Ice Cube...attended C.K. McClatchy High in Sacramento, lettering in football and basketball...went to same H.S. as former Oiler CB Steve Brown...born Malcolm Gregory Ali Seabron, Dec. 29, 1972, in San Francisco, California.

SEABRON'S NFL STATISTICS

Year	Team	G/S	Receiving					Rushing				
			Rec.	Yds.	Avg.	LG	TD	Att.	Yds.	Avg.	LG	TD
1994	Hou.	13/0	0	0	0.0	0	0	0	0	0.0	0	0
Totals		13/0	0	0	0.0	0	0	0	0	0.0	0	0
Playoffs		0/0	0	0	0.0	0	0	0	0	0.0	0	0

ADDITIONAL STATISTICS

Special Teams/Return Tackles: 4-1-5 in 1994



Webster Slaughter

Wide Receiver

84

6' 1", 175 lbs., 10th Year

College: San Diego State

H.S.: Franklin (CA)

Acquired: FA in '92

Born: Oct. 19, 1964



PRO: Excellent route-runner with good hands...considered one of top receivers in AFC...spent first six NFL seasons with Cleveland Browns (1986-91) before signing with Oilers after being declared free agent...wrapped up Cleveland career in sixth place on team's

'95 Houston Oilers

all-time list for receptions (305) and receiving yards (4,834)...caught at least one pass in 83 of 84 games played for Browns and had at least two in 74 of 84...tied Gary Collins as Browns' record-holder for playoff TD catches with five...has 18 career 100-yard games in regular season action, (Cleveland record of 14, plus 1 in playoffs, and 4 for Houston)...selected to two Pro Bowls.

1994: For second consecutive season, paced Oilers in receiving yards and tied Haywood Jeffires for team lead in catches...season reception total marked second highest of career...crossed 7,000-yard mark in career receiving yards...set Oilers' '94 superlatives in catches (9 at Colts) and in yards (123 vs. Jets)...also registered pair of 100-yard outings...led Oilers in catches team-high seven times and led in yards club-best six times...tied mark for most receptions as Oiler with team-high nine for 77 yards at Colts (9/4)...hauled in four passes for 110 yards, including receptions of 32 and 57 yards versus Bills (9/18)...broke longest scoreless streak of career (11 games) with 5-yard TD grab at Bengals (11/13)...made start at inside receiver against Seahawks (12/11), catching five aerials for 66 yards, including 36-yard TD grab to spark 14-point fourth-quarter rally which fell just short in 16-14 loss...crossed century mark for fourth time as Oiler with 123 yards on eight grabs in 24-10 win over Jets (12/24)...marked ninth time in career to have eight or more receptions in game. **1993:** Enjoyed one of most productive seasons of eight-year career before suffering season-ending knee injury...tore anterior cruciate and medial collateral ligaments in left knee while blocking for RB Gary Brown at Pittsburgh (12/19)...underwent reconstructive surgery in Palo Alto, California (12/28) and placed on injured reserve (12/30)...prior to that, had not missed game due to injury since 1988...despite injury, still selected to second Pro Bowl (starter) but unable to participate...started 14 games at slot receiver in Oilers' "Run 'N Shoot" and led team with career-best in catches...led AFC in receiving for most of season but following injury fell to sixth in AFC in receptions and ninth in yards...paced team in receptions in club-best seven games and in receiving yards in team-best five contests...had pair of 100-yard games...played in 100th NFL game in 28-14 win at New England (10/17) and recorded highest reception total as Oiler with nine that included pair of touchdowns (1st multi-TD game as Oiler, 3rd in regular season)...in 24-14 triumph over Seahawks (11/7), snared nine balls for 135 yards (1st 100-yard game for Houston), including 3-yard score...went over 400 career catches with team-best eight for 77 yards in 38-3 rout of Bengals (11/14)...produced eight snags for 108 yards including 25-yard TD and season-long 41-yarder in 33-17 victory over Atlanta (12/5). **1992:** Inked with Oilers (9/29) after being one of four NFL veteran players declared as free agents by Minneapolis Judge David Doty (also Keith Jackson, Garin Veris, D.J. Dozier)...signing came during "bye" week and played in first Houston game 12 days later...overall, played in 12 games with nine starts at slot receiver in Oilers' "Run 'N Shoot" offense...ranked fifth on club in receptions and receiving yards, first in average per catch and fourth in TDs...emerged as team's punt returner with 20 for 142 yards (7.1 avg.) while also rushing three times for 20 yards...did not catch ball in first game for Houston (at Cincinnati, 10/11), thus ending streak of 49 straight games with reception...first catch as Oiler was 22-yarder from QB Warren Moon in 27-21 loss at Denver (10/18), then got first TD in Houston uniform on 36-yarder from Moon in following week's 26-10 beating of Bengals (10/25)...got first Houston start at Pittsburgh (11/1), snagging five balls for 71 yards and score...in first game versus for-

Oil Slicks

Single-Game Highs

Most Receptions

11 at Pittsburgh (12/22/91)

Most Receiving Yards

186 vs. Chicago (10/23/89)

Longest Reception

97 vs. Chicago (10/23/89)

Most TD Receptions

2 (three times),

vs. Cincinnati (12/13/87),

vs. Houston (10/29/89),

at New England (10/17/93)

mer Cleveland teammates (11/8), caught TD in third straight game...in 24-21 Thanksgiving Day victory at Detroit (11/26), had regular season highs in catches (7) and yards (84) while also producing 20-yard punt return that was team's longest of season...despite playing with broken bone in right hand, started at WR and collected eight catches for 73 yards and TD plus one punt return for 7 yards in playoff loss at Buffalo (1/3/93). **1991:** Started all 16 games and led Browns for third year in row with 64 receptions for 906 yards (3 100-yard games)...following injury to Eric Metcalf, also served as punt returner for final eight games (17/112 yds.)...got 25th career TD on 62-yard bomb from QB Bernie Kosar in season-opener against Dallas (9/1)...in 14-13 edging of Bengals (9/15), caught game-high eight balls for 107 yards...in season-ending loss at Pittsburgh (12/22), collected career-best 11 catches (T-2nd best in Cleveland annals) for 138 yards. **1990:** In 16 starts, produced team-leading 59 catches for 847 yards and four TDs...also rushed five times for 29 yards...slowed by season-long tendinitis in leg...in 30-29 squeaker over Denver (10/8), contributed seven catches for 123 yards, including 43-yard TD while also having career-best 17-yard rush...despite 35-23 loss to Oilers (11/18), contributed 104 yards on six receptions...in regular season finale, got six catches for 115 yards in loss at Cincinnati (12/30). **1989:** Started all 16 games and posted career highs in yards (1236, 3rd AFC) and average per catch (19.0)...yardage total bettered Paul Warfield's club record of 1067 in 1968...honors included Pro Bowl berth (starter), AP Second-Team All-Pro and First-Team All-AFC recognition from UPI and Football News...also tied team mark with four 100-yard efforts...produced three of NFL's ten longest touchdown catches in '89 (97, 80, 77 yds.)...had first 100-yard effort of season with 106 yards on seven grabs in loss to Steelers (10/15)...in 27-7 Monday night win over Chicago (10/23), had eight receptions for career-high 186 yards, including team record 97-yard touchdown (also longest ever on MNF)...marked second most productive receiving yards game in Cleveland history behind Ozzie Newsome's 191 (vs. Jets, 10/14/84)...recorded third straight 100-yard game with four snags for 184 yards and two TDs (80, 77 yds.) in 28-17 triumph over Oilers (10/29)...46.0-yard average in that game was team record...named AFC Offensive Player of Month for October...became third Brown to reach 1,000 receiving yards (also Warfield, Newsome) in loss to Bengals (12/3)...eclipsed Warfield's yardage mark with 152 on six catches at Indianapolis (12/10)...started both playoff games and totaled six catches for 150 yards and two TDs...in 34-30 post-season win over Buffalo (1/6/90), had three receptions for 114 yards and two TDs (52, 44 yds.). **1988:** Due to injury, started only eight games while catching 30 balls for 462 yards and three TDs...missed seven games after suffering fractured forearm in 19-3 victory over Eagles (10/16)...placed on IR (10/21-12/12)...upon return, played rest of season with pin inserted in forearm...also sat out game versus Jets (9/11) due to hamstring injury incurred in previous week's game versus Chiefs...had six catches for 136 yards and caught game-winning TD pass from QB Don Strock that gave Browns playoff berth in regular season-ending 28-23 triumph over Houston (12/18)...against Oilers in playoffs (12/24), started and had five catches for 58 yards and pair of touchdowns. **1987:** For Browns, started all 12 non-strike games and paced team in receiving yards (7th AFC), catches and career-best seven TDs (T-3rd AFC)...caught at least two passes in every game...got 119 receiving yards in 38-24 win over Bengals (12/13), then followed that up with 115 yards in 24-14 clipping of Raiders (12/20)...started both playoff games, collecting five receptions for 67 yards and TD. **1986:** As rookie, immediately won starting job and started all 16 games for Cleveland...got first career 100-yard game with six snags for 134 yards including 36-yard game-winning score in 37-31 OT win against Steelers (11/23)...started both post-season games and totaled seven receptions for 106 yards...in 23-20 double OT playoff win over Jets (1/3/87), caught six balls for 86

yards including 37-yarder with 18 seconds left in fourth quarter that set up tying FG...drafted by Browns in second round (43rd overall, 3rd WR behind Cincinnati's Tim McGee and Houston's Ernest Givins) in 1986...with first round choice dealt to Bills as part of Kosar deal, was actually Cleveland's top pick.

COLLEGE: Had outstanding two-year career at San Diego State after transferring from Delta (CA) College...totals at SDSU included 122 receptions for 1647 yards (13.5 avg.) and 13 TDs...as **senior**, ranked fourth in NCAA with 82 catches for 1071 yards (13.1 avg.) and was tenth in NCAA in total yards with 1754...also added ten touchdowns and had seven 100-yard games...returned 19 kickoffs for 413 yards (21.9 avg.) and 29 punts for 270 yards (9.3 avg.)...honors included AP and Football News Second-Team All-America as well as First-Team All-WAC...top performances of season included 13 catches for 183 yards against New Mexico, 15 for 168 versus Oregon and 13 for 116 in game with UCLA...**junior** totals showed 40 snags for 576 yards (14.4 avg.) and three TDs...in **sophomore** campaign at Delta, caught 43 balls for 841 yards and ten touchdowns to earn First-Team All-California JuCo honors...as **freshman**, had 22 catches for 487 yards...majored in criminal justice.

PERSONAL: Single, spends off-season in Stockton, California...hobbies include singing and playing saxophone...has donated considerable time to disabled veterans and United Negro College Fund...one of seven children, was 14 when father died...has half-brother, Joe Little, who was free agent in Oilers' 1993 training camp...attended Franklin High in Stockton, lettering in football, basketball and track...actually did not play football until senior year of H.S....at 148 lbs. as H.S. senior, only scholarship offer came from Delta...noted saxophonist, H.S. jazz band was ranked number one in country...born Webster M. Slaughter, Oct. 19, 1964, in Stockton, California.

SLAUGHTER'S NFL STATISTICS

Year	Team	G/S	Receiving					Rushing				
			Rec.	Yds.	Avg.	LG	TD	Att.	Yds.	Avg.	LG	TD
1986	Clev.	16/16	40	577	14.4	47t	4	1	1	1.0	1	0
1987	Clev.	12/12	47	806	17.1	54t	7	0	0	0.0	0	0
1988	Clev.	8/8	30	462	15.4	41	3	0	0	0.0	0	0
1989	Clev.	16/16	65	1236	19.0	97t	6	0	0	0.0	0	0
1990	Clev.	16/16	59	847	14.4	50	4	5	29	5.8	17	0
1991	Clev.	16/16	64	906	14.2	62t	3	0	0	0.0	0	0
1992	Hou.	12/9	39	486	12.5	36t	4	3	20	6.7	10	0
1993	Hou.	14/14	77	904	11.7	41	5	0	0	0.0	0	0
1994	Hou.	16/12	68	846	12.4	57	2	0	0	0.0	0	0

Totals	126/119	489	7070	14.5	97t	38	9	50	5.6	17	0
Playoffs	8/8	31	454	14.6	52t	6	0	0	0.0	0	0

Year	Team	No.	Punt Returns		Avg.	LG	TD
			FC	Yds.			
1986	Clev.	1	0	2	2.0	2	0
1987	Clev.	0	0	0	0.0	0	0
1988	Clev.	0	0	0	0.0	0	0
1989	Clev.	0	0	0	0.0	0	0
1990	Clev.	0	0	0	0.0	0	0
1991	Clev.	17	3	112	6.6	17	0
1992	Hou.	20	8	142	7.1	20	0
1993	Hou.	0	0	0	0.0	0	0
1994	Hou.	0	0	0	0.0	0	0
Totals		38	11	256	6.7	20	0
Playoffs		1	0	7	7.0	7	0



Al Smith

Linebacker

54

6' 1", 244 lbs., 9th Year

College: Utah State
H.S.: St. Bernard (CA)
Acquired: 6th RD (A) in '87
Born: Nov. 26, 1964



PRO: Two-time Pro Bowler, remains established as one of top middle linebackers in NFL...solid player with uncanny knack for being around ball...has finished among team's top three tacklers in all eight pro years and has been leader on six occasions...has gone over 100-tackle mark five times in career...has 30 double-digit tackle efforts over eight seasons...entering 1995, consecutive starts streak stands at 64 games.

1994: Agreed to terms on two-year deal with Oilers (5/17)...led team in tackles while recording fifth 100-plus tackle season...started all 16 games at MLB for fourth consecutive season...in individual games, led team in tackles team-high six times...had five double-digit tackle efforts...picked up first sack since '92 (8-yard loss) and had six solo stops versus Bengals (9/25)...registered highest tackle total of season with 13 hits (9 solo) at Steelers (10/3)...followed game with 12 stops (5 solo) versus Browns (10/13)...crossed 800 career tackle mark with seven at Eagles (10/24)...recorded first multi-sack game of career with 1.5 (14 yards in losses) and added eight tackles (6 solo) against Steelers (11/6)...had nine stops to go with pass defended and fumble recovery (forced by FS Marcus Robertson) at Browns (11/27). **1993:** Unrestricted free agent, elected to re-sign with Oilers (6/17)...started all 16 games at MLB and led Oilers in tackles...first alternate for Pro Bowl after being selected as starter in previous two campaigns...led Oilers in total tackles in team-best seven games while pacing club in solos in five contests...helped Oilers finished with top-ranked run defense in NFL (79.6 yds. per game) that did not permit 100-yard rusher in then league-best 24 games...paced Oilers with season-high ten tackles for 25th career double-digit tackle effort in loss to Rams (9/26)...that began streak of four straight games as Oilers' tackle leader...racked up nine total hits in each of next three games at Buffalo (10/11), at New England (10/17) and against Cincinnati (10/24)...went over 700 career tackles in 38-3 rout of Bengals (11/14)...started at MLB in playoff loss to Kansas City (1/16/94) and produced seven stops. **1992:** Had another outstanding season for Oilers, earning second straight starting spot in Pro Bowl...other honors included AP First-Team All-Pro; Second-Team All-Pro accolades from NEA and College and Pro Football Newsweekly; and Pro Football Weekly First-Team All-AFC...started all 16 games at MLB and led team in tackles...in individual games, led Oilers in total tackles team-best seven times and in solos in team-best six games...helped spearhead defense's 27-0 shutout of Chargers (9/27) with 13 tackles, then had ten stops in 26-10 defeat of Bengals (10/25)...got second interception of career but fumbled following 26-yard return in 21-20 loss at Steelers (11/1)...matched season-high with 13 tackles in 24-7 Monday night victory over Chicago (12/7)...recorded third career sack to go with eight tackles in 16-14

Oil Slicks

Single-Game Highs

Most Total Tackles

14 (three times),
at Indianapolis (11/29/87),
vs. Pittsburgh (12/20/87),
vs. Cincinnati (10/14/90)

Most Solo Tackles

11 at New England (9/22/91)

Most Sacks

1.5 vs. Pittsburgh (11/6/94)

Most Interceptions

1 (twice), vs. Raiders (9/1/91),
vs. Pittsburgh (11/1/92)

loss to Packers (12/13)...started at MLB in playoff loss at Buffalo (1/3/93) and led team with seven tackles (4 solo) and pass defended. **1991:** Earned starting middle linebacker spot for AFC in Pro Bowl with other honors that included First-Team All-Pro accolades from PFWA and Pro Football Weekly; Second-Team All-NFL by College and Pro Football Newsweekly; and First-Team All-AFC from UPI, Pro Football Weekly and Football News...Oilers' leading tackler while also adding three special teams tackles (2 solo)...also chalked up first NFL interception and touchdown...in 47-17 opening-day win over Raiders (9/1), got first career interception off Vince Evans pass...led team in tackles in each of season's first four games, including 11 in Monday night win over Chiefs (9/16) and 13 (career-high 11 solo) plus sack in loss at Patriots (9/22)...notched 12 tackles as Oilers limited Browns to 52 yards rushing on 23 tries in 28-24 Houston win (11/17)...paced team with ten hits versus Steelers (11/24) and 12 in following game with Eagles (12/2)...in 31-6 division-clinching victory over Steelers (12/8), forced fumble (recovered by S Bo Orlando) and also returned recovered fumble (forced by LB Lamar Lathon) 70 yards for first NFL TD...racked up 11 and 13 tackles respectively in regular season's final two games versus Browns (12/15) and Giants (12/21)...started both playoff games and finished second on club with 15 total tackles (12 solo)...in 17-10 wild card win over Jets (12/29), teamed with Orlando for key fourth-and-inches goal-line stop of Freeman McNeil...had off-season arthroscope on right knee to repair lateral meniscus tear (2/11/92). **1990:** Started at MLB in 15 of 16 games (missed 1 due to thumb injury)...in team's shift from 3-4 to 4-3 defense, anticipated battle with John Grimsley for starting MLB spot never materialized due to Grimsley's holdout...led team in total tackles plus three ST tackles to go with career-best three forced fumbles...in individual games, was Oilers' total tackle leader in team-best seven games and solo leader in team-best six...had 13 stops in 24-21 loss to San Francisco (10/7)...in following week's 48-17 besting of Bengals (10/14), racked up 14 tackles (tied career-high), forced fumble and got first NFL sack (on Boomer Esiason)...again had double-digit tackle efforts with 12 in 17-12 loss to Jets (10/28) and 11 in 13-10 OT loss at Seattle (12/2)...in 27-10 victory at K.C. (12/16), suffered open dislocation of thumb and replaced by Grimsley (Lamar Lathon moved to LLB)...underwent thumb surgery that night upon return to Houston...despite injury, still started following game as Oilers lost 40-20 at Bengals (12/23)...on two-man inactive list for playoff-clincher against Steelers (12/30) and saw limited action as reserve in post-season loss at Bengals (1/4/91). **1989:** After missing season-opener at Minnesota (9/10) due to toe injury, started remaining 15 games at RILB...finished with 72 tackles (47 solo) while adding four ST solos...forced fumble and recovered one in 34-27 win at Chargers (9/17)...had six tackles in game on seven occasions...top tackle effort of regular season came with seven in 20-17 victory over Buccaneers (12/10)...credited with eight stops plus ST hit in playoff loss to Pittsburgh (12/31). **1988:** Started all 16 games and was second on team plus two ST tackles...in loss to Jets (9/18), tied with Richard Johnson for team lead with nine stops, then had ten against Eagles (10/2)...in 25-17 win at Dallas (11/24), made key play with Oilers ahead 22-17 and 4:22 left in game, forcing and recovering Cornell Burbage's KO return on Cowboys' 15-yard line (led to Houston FG)...despite loss at Cleveland (12/18), had season-best 13 total tackles which was second highest by Oiler in '88 (Robert Lyles had 15 in same game)...started both post-season contests and ranked fourth on team with nine tackles (6 solo). **1987:** As rookie, won starting job in training camp and played in all 12 non-strike games with 11 starts...led team in tackles with 100 (44 solo)...had seven double-digit tackle efforts...had 11 stops including season-high eight solos in loss at Buffalo (9/20)...notched 13 tackles against Cleveland (11/22) and season-best 14 versus Colts (11/29) and Steelers (12/20)...did not start New Orleans game (12/6) due to toe injury...started both playoff games and was fifth on club with

eight tackles (5 solo)...drafted by Oilers with first of two sixth-round selections (147th overall) in 1987.

COLLEGE: Had three-year career at Utah State and was dominant linebacker in Pacific Coast Athletic Association for final two seasons...began college career at Cal-Poly Pomona under Roman Gabriel before that school dropped football...sat out 1983 season as redshirt after transferring to Utah State...career statistics included 342 total tackles (141 solo), five forced fumbles, four fumble recoveries, three interceptions, 22 tackles for losses, four QB sacks and seven passes broken up...enjoyed outstanding **senior** season, breaking own school record for tackles with conference-leading 166 (69 solo) including nine for losses plus three interceptions...named PCAA Defensive Player of Year as well as earning First-Team All-Conference honors...also selected to several All-America teams...Defensive Player of Week against Kansas with 18 tackles and two interceptions...as **junior**, eclipsed school tackle record previously held by brother Aaron, finishing with 138 (57 solo) and career-best 11 for losses...also had personal highs that season in sacks (2) and forced fumbles (3)...chosen First-Team All-PCAA...top 1985 performances included 18 tackles versus Utah, and 17 against Brigham Young and Cal State-Long Beach...reserve in first Aggie season as **sophomore**, finishing with 23 tackles in 122 plays...in 1982 **freshman** campaign at Cal-Poly Pomona, played both ways as linebacker and fullback, ending up with 15 tackles plus 34 yards rushing (15 att.) and three receptions for 15 yards (4 kickoff returns for 40 yds.)...holds B.A. in sociology.

PERSONAL: Single, now lives year round in Sugar Land, Texas...has spent considerable time doing work for Big Brothers and Sisters of America, "Just Say No to Drugs," and Drug Enforcement Agency...in 1992, donated money for each tackle to research fund at Houston's Hermann Hospital for Women...hobbies include racquetball, bowling and basketball...lists favorite movie as "Aliens," one of favorite all-time TV shows as "Cosby Show" and "L.A. Law," and favorite recording artist as Luther Vandross...enjoys reading The Bible...brother Aaron played for Denver Broncos in 1984-85...attended St. Bernard High in Playa Del Ray, California, lettering in football and track...team's co-MVP in senior season as running back and linebacker...born Al Fredrick Smith, Nov. 26, 1964, in Los Angeles, California.

SMITH'S NFL STATISTICS

Year	Team	G/S	Solo	Asst.	Total	Sacks	FR	FF	INT	Yds.	PD
1987	Hou.	12/11	44 (2)	56 (0)	100 (2)	0.0	0	0	0	0	3
1988	Hou.	16/16	57 (2)	39 (0)	96 (2)	0.0	1	1	0	0	3
1989	Hou.	15/15	47 (4)	25 (0)	72 (4)	0.0	1	2	0	0	1
1990	Hou.	15/15	75 (3)	26 (0)	101 (3)	1.0	1	3	0	0	3
1991	Hou.	16/16	99 (2)	44 (1)	143 (3)	1.0	1	2	1	16	6
1992	Hou.	16/16	68 (2)	52 (0)	120 (2)	1.0	0	0	1	26	2
1993	Hou.	16/16	67 (0)	28 (0)	95 (0)	0.0	0	0	0	0	1
1994	Hou.	16/16	97 (0)	45 (0)	142 (0)	2.5	1	0	0	0	1
Totals		122/121	554(15)	315 (1)	869(16)	5.5	5	8	2	42	20
Playoffs		10/9	35 (0)	20 (1)	55 (1)	0.0	0	1	0	0	1

() special teams tackles

ADDITIONAL STATISTICS

Touchdowns: 70-yd. fumble return vs. Pittsburgh 12/8/91

Mark Stepnoski

Center

53

6' 2", 269 lbs., 7th Year

College: Pittsburgh
H.S.: Cathedral Prep (PA)
Acquired: UFA (Dallas) in '95
Born: Jan. 20, 1967



PRO: Considered one of best centers in NFL...player with very sound technique, intelligence and quick off line...unrestricted free agent who agreed to terms with Oilers on March 11, 1995 (officially signed 3/23)...spent first six NFL seasons with Dallas...selected to last three consecutive Pro Bowls (starter after '94 season)...only second Pro Bowl Center in Cowboys' history and first to make more than one trip to Hawaii.

1994: Returned to all-pro form after missing most of preseason while recovering from surgery on torn anterior cruciate ligament (right knee)...started all 16 games at center (plus two post-season contests) and selected as starting center in Pro Bowl for NFC (third consecutive Pro Bowl, first as starter)...other honors included First-Team All-Pro choice by Sports Illustrated (Dr. Z's), Second-Team All-Pro accolades from AP and Football Digest, and First-Team All-NFC selection by UPI and Football News...anchored Cowboy line which established team record by allowing just 20 sacks (93 yards in losses), surpassing previous best of 23 set in '92...team also led NFL in allowing fewest yards in QB sacks, while ranking fourth in total sacks against...in 26-9 win over Steelers (9/4), earned game ball in first regular season action since suffering knee injury against Vikings in '93...part of offensive line which did not allow sack in 28 pass attempts against Cardinals (10/9)...suffered sprained ankle in third quarter versus Eagles (10/16) and did not return to action...despite ankle injury, started and played entire game in following week at Cardinals (10/23). **1993:** Despite having season cut short by knee injury, selected to second straight Pro Bowl...additional honors included Second-Team All-Pro recognition from College and Pro Football Newsweekly, as well as First-Team All-NFC honors by UPI and Football News...middle of line that helped RB Emmitt Smith earn third straight rushing title and rank second in NFL in rushing offense (135.1 yards per game)...in addition to outstanding run blocking, offensive line allowed lowest number of sacks in NFL (29 for just 10.2 yards per game)...given game ball in Vikings' game (12/12), despite leaving with torn ACL (right knee)...underwent surgery on Jan. 4, 1994. **1992:** Anchored line that helped team to victory in Super Bowl XXVII...selected to first Pro Bowl, while gathering Second-Team All-Pro honors from AP...also received All-NFC recognition from UPI and Football News...part of O-line that allowed just 23 sacks (second lowest in NFL) for 112 yards in loss (lowest in NFL)...offensive front registered 11 regular season games of permitting one sack or less...also helped pave way for Smith's second straight rushing title...not on active roster versus Redskins (9/7) and at Giants (9/13) in aftermath of contact holdout. **1991:** Started all 16 games at center (plus two post-season contests) and graded out as one of team's top linemen on weekly basis...key figure on offensive line that produced NFL's top rusher (E. Smith, 1,563 yards)...centered line that surrendered one sack or less in eight

Oil Slicks

Starts Breakdown

Year	G/S	BD
1989	16/4	C 4
1990	16/16	C 16
1991	16/16	C 16
1992	14/14	C 14
1993	13/13	C 13
1994	16/16	C 16

games. **1990:** In second season, became full-time starter for Cowboys...finished season with 16 starts, grading out as one of top linemen on offensive front. **1989:** Saw action in all 16 games, starting final four games at center...graded out as team's best lineman over four starts...became first rookie to start at center for Cowboys since Robert Shaw (1979)...drafted by Cowboys with first pick in third round (57th overall) in 1989...part of draft class which produced Troy Aikman, Daryl Johnston and Tony Tolbert.

COLLEGE: Four-year starter at University of Pittsburgh...earned First-Team All-America honors as **senior**...also Outland Trophy finalist and Lombardi Award semifinalist...in addition to recognition on field, was two-time Academic All-America and one of 11 National Football Foundation and Hall of Fame scholar-athletes...slowed by ankle injury in **junior** campaign, missing only game of collegiate career...received Third Team All-America notice and made Football News **Sophomore** All-America Team...became starting guard for Pitt in third game of **freshman** year...holds degree in communications.

PERSONAL: Single, resides in Houston...hobbies include music and reading...attended Cathedral Prep (PA) High, lettering in football and was member of National Honor Society...named H.S. Football All-America by USA Today and Parade Magazine as senior...father, Marty, was teammate of Hall-of-Fame receiver Fred Biletnikoff on Erie Tech's 1960 H.S. football team...born Mark Matthew Stepnoski, Jan. 20, 1967, in Erie, Pennsylvania.

STEPNOSKI'S NFL STATISTICS

Games/Starts (Playoffs): 1989: 16/4, 1990: 16/16, 1991: 16/16 (2/2), 1992: 14/14 (3/3), 1993: 13/13, 1994: 16/16 (2/2). **Totals: 91/79 (p-total 7/7)**



Stan Thomas

Tackle

70

6' 5", 295 lbs., 5th Year

College: Texas
H.S.: El Centro Union (CA)
Acquired: FA in '93
Born: Oct. 28, 1968



PRO: Agile, tough performer, can play either tackle or guard...spent first two NFL seasons with Chicago after being Bears' first-round draft choice in '91.

1994: Appeared in all 16 games for Oilers...played primarily on field goal and PAT teams...also saw action as extra blocker (lining up at tight end) in short yardage situations...saw limited time at RT in season opener at Colts (9/4)...took snaps at LG at Browns (11/27) and saw action at RG versus Cardinals (12/4).

1993: Signed two-year contract with Oilers on Aug. 30, 1993...had been traded by Bears to Falcons (8/15) before being waived by Atlanta (8/23)...appeared in 14 games for Houston as reserve offensive lineman and special teamer...also saw occasional action as tight

Oil Slicks

Starts Breakdown

Year	G/S	BD
1991	15/7	LT 7
1992	11/0	NA
1993	14/0	NA
1994	16/0	NA

Position Breakdown

Has seen action at five different offensive positions, including LT, LG, RT, RG and TE.

end in short yardage situations...got limited playing time at left guard against Bengals (11/14) and Steelers (11/28)...played on FG/PAT units in playoff loss to Chiefs (1/16/94). **1992:** Played in 11 games for Bears, seeing action at both right tackle and guard...active but did not play in season's first four games...inactive versus Lions (12/20). **1991:** As Chicago rookie, appeared in 15 games...started first seven contests at LT before suffering ankle sprain at Green Bay (10/17)...played three quarters of Miami game (11/24) following injury to Keith Van Horne...missed only game of season versus 49ers (12/23) and also did not play in playoff loss to Cowboys (12/29)...drafted by Bears in first round (22nd overall) in 1991.

COLLEGE: Four-year letterman at Texas and started every game in each of final three Longhorn seasons...as **senior**, was named to several All-America teams and was consensus First-Team All-Southwest Conference pick...selected to play in Senior Bowl and East-West Shrine Game...amazingly, did not permit sack all season and averaged seven "knockdown" blocks per game...started all 11 games of **junior** campaign...slowed by shoulder injury but did not miss any playing time...full-time starter as **sophomore**...credited with key block on Eric Metcalf's 60-yard run against Baylor...played in every game as **freshman** and got only start in game with Texas A&M...had important block that led to Metcalf's 50-yard run in that contest...redshirted as incoming freshman in 1986...holds B.S. in communications.

PERSONAL: Single, splits off-season between Houston and San Diego...charity involvement includes work with Houston Crime Stoppers, Hockley (TX) Boys Country and Better Boys Foundation...hobbies include playing golf, basketball and racquetball...lists favorite movie as "The Firm," favorite TV show as "60 Minutes," and favorite recording artists as Janet Jackson and Luther Vandross...speaks fluent spanish...father (Stan) was baseball player in Pittsburgh Pirates' organization...attended El Centro (CA) Union High, lettering in football, baseball and track...born Stanley Thomas, Oct. 28, 1968, in El Centro, California.

THOMAS' NFL STATISTICS

Games/Starts (Playoffs): 1991: 15/7, 1992: 11/0, 1993: 14/0 (1/0), 1994: 16/0.
Totals: 56/7 (p-total 1/0)



Craig Veasey

Defensive End/Tackle

71

6' 2", 285 lbs., 6th Year

College: Houston
H.S.: Clear Lake (TX)
Acquired: UFA (Mia.) in '95
Born: Dec. 25, 1966



PRO: Versatile lineman who can play both defensive end and tackle...saw action with Oilers in '92 and '93 before rejoining Dolphins...started pro career with Steelers (1990-91).

1994: Played in 12 games for Dolphins with one start at Green Bay (9/11)...recorded season high for sacks while picking up first career interception (7-yard return) vs. Packers (9/11)...saw action in both of Miami's playoff games and had two solo tackles. **1993:** Original-

ly joined Dolphins as free agent on March 17...waived on Aug. 30 and claimed by Oilers on Aug. 31...saw limited action at Saints (9/5) and was inactive versus Chiefs (9/12)...waived by Houston on Sept. 14 and re-signed by Miami on Sept. 15...played in 14 games for Dolphins, posting two tackles in debut at Bills (9/26)...registered sack against Giants (12/5)...had season-high five tackles (3 solo) versus Bills (12/19)...recorded three tackles and sack at Chargers (12/27). **1992:** Released on final roster cut by Steelers and signed by Oilers on Sept. 2...appeared in four games at DE with Houston, registering a solo stop versus Chargers (9/27)...waived on Oct. 24 and claimed by Patriots...did not see game action in New England and released on Oct. 30. **1991:** Set personal highs in total and solo tackles in second season with Steelers...made two starts at DT, both against Oilers (11/24 and 12/8)...recorded sack at Colts (10/6)...posted season-high five tackles (4 solo) and sack versus Oilers (11/24). **1990:** Placed on Steelers' injured reserve for first six games of rookie season after being poked in eye prior to preseason contest with Eagles (9/1)...activated from IR on Oct. 13...has season-best four tackles at Oilers (12/30)...drafted by Steelers in third round (81st overall) in 1990.

Oil Slicks

Single-Game Highs

Most Total Tackles

5 (twice),

vs. Houston (11/24/91),

vs. Buffalo (12/19/93)

Most Solo Tackles

4 vs. Houston (11/24/91)

Most Sacks

1 (six times), last

vs. Detroit (12/25/94)

COLLEGE: Three-year starter at Houston...had 18.5 sacks over collegiate career...First-Team All-America and All-SWC selection as **senior**...had 85 tackles, 13 sacks and four fumble recoveries...made eight starts at defensive end as **junior**...registered 41 tackles and 1.5 sacks before injuring leg...shared team lead with four sacks as **sophomore**...majored in radio/television.

PERSONAL: Married to Julie (5/8/93), couple resides in Houston, Texas with daughter, Meghan Noelle (1/30/94)...selected as Parade All-America at Clear Lake (Texas) High...born Anthony Craig Veasey, Dec. 25, 1966, in Houston, Texas.

VEASEY'S NFL STATISTICS

Year	Team	G/S	Solo	Asst.	Total	Sacks	FR	FF	INT	Yds.	PD
1990	Hou.	10/0	5 (0)	4 (0)	9 (0)	0.0	1	0	0	0	0
1991	Hou.	13/2	13 (0)	9 (0)	22 (0)	2.0	0	0	0	0	1
1992	Hou.	4/0	1 (0)	0 (0)	1 (0)	0.0	0	0	0	0	0
1993	Ho./Mi.	15/0	12 (0)	8 (0)	20 (0)	2.0	0	0	0	0	1
1994	Mia.	12/1	11 (0)	1 (0)	12 (0)	2.5	0	1	1	7	1
Totals		54/3	42 (0)	22 (0)	64 (0)	6.5	1	1	1	7	3
Playoffs		2/0	2 (0)	0 (0)	2 (0)	0.0	0	0	0	0	0

() special teams tackles



Gary Wellman

Wide Receiver

88

5' 9", 173 lbs., 4th Year

College: USC

H.S.: Westlake (CA)

Acquired: 5th RD in '91

Born: Aug. 9, 1967



PRO: Tough receiver for size who will make catch over middle...al-

so good route-runner with excellent hands.

1994: Had season cut short after suffering fractured fibula (right leg) in scrimmage with Cowboys (7/23)...underwent surgery three days later (7/26)...placed on inactive list for first six games of season...saw first action of year at Eagles (10/24), catching pass for 3 yards and running reverse (-3 yards)...had top game of season versus Steelers (11/6), hauling in four passes for 52 yards...dressed but did not play in games #11, 15. **1993:** Emerged as starter at WR late in campaign following season-ending knee injury to Webster Slaughter (at Pitt., 12/19)...overall, played in 11 games with three starts (at Patriots, vs. Bengals, vs. Jets) and was sixth on team in receptions...replaced Leonard Harris (hamstring) in second quarter of loss at Buffalo (10/11) and picked up first career reception on 22-yard pass from QB Warren Moon...also had first career rush in that game (gained 2 yds.)...got first career start (in place of Harris) in 28-14 triumph at Patriots and caught two passes for 6 yards before leaving game with hip contusion (replaced by Pat Coleman)...again started in following week's 28-12 win over Cincinnati (10/24), racking up three receptions for 38 yards including first career touchdown (9 yds. from Moon) before reinjuring hip in third quarter...in 10-7 Christmas Day victory at San Francisco, had four receptions for 82 yards (20.5 avg.) including career-long 44-yarder that set up key Al Del Greco FG...also had important 24-yard grab in traffic on second-and-21 that helped Oilers kill final 6:41 of game...made third career start in 24-0 shutout of Jets in regular season finale (1/2/94) and established personal bests for catches (8) and yards (106, 1st career 100-yard game)...started at slot receiver in playoff loss to Kansas City (1/16/94) and produced six catches for 80 yards, including 30-yard snag that set up Gary Brown TD. **1992:** Earned spot on roster after spending previous season on Oilers' practice squad...re-signed by Houston (4/3/92) after achieving free agent status due to practice squad standing...appeared in nine games, primarily on special teams and as backup slot receiver...dressed out for all 16 games but did not play in seven (games #1-3, #8-9, #14-15)...first regular season action of career came as WR in 27-0 shutout of Chargers (9/27)...also got limited playing time at receiver in wins over Bengals (10/11) and Bills (12/27)...suited up but did not play in post-season loss at Buffalo (1/3/93). **1991:** Spent most of season on practice squad...moved from practice squad to active roster (9/20) following injury to WR Leonard Harris...dressed but did not play in 24-20 loss at New England (9/22) and waived following day...re-signed to practice squad (9/25) and remained there for rest of season...drafted by Oilers in fifth round (129th overall) in 1991.

COLLEGE: Four-year totals showed 105 receptions for 1756 yards (16.7 avg.) and 12 touchdowns...also returned six kickoffs for 106 yards (17.7 avg.)...ranked fourth on USC's all-time receptions list...**senior** honors included First-Team All-PAC 10 and Football News Honorable Mention All-America...also selected as Trojan's Offensive Player of Year (over QB Todd Marinovich)... nabbed career-high 63 passes for personal-best 996 yards (15.8 avg.) and four TDS...66 catches was second best in USC annals behind Erik Affholter's 68 in 1988 and 996 yards was tops, besting Jeff Simmons' 973 in '82...top game of season came with seven catches for 194 yards (7 shy of school record) with TDs of 77 and 34 yards in 37-22 win over Stanford...as **junior**, named Honorable Mention All-PAC 10 finishing with 22 receptions for 421 yards (career-best 19.1 avg.) and personal high of six scores...had pair of receiving TDs in 42-3 beating of Ohio State...caught two-

Oil Slicks

Single-Game Highs

Most Receptions

8 vs. N.Y. Jets (1/2/94)

Most Receiving Yards

106 vs. N.Y. Jets (1/2/94)

Longest Receptions

44 at San Francisco (12/25/93)

Most TD Receptions

1 vs. Cincinnati (10/24/93)

point conversion to give USC 18-17 triumph over Washington State and had one catch in Rose Bowl game versus Michigan...despite not starting, saw considerable playing time as **sophomore** and ended up with 19 receptions for 330 yards (17.4 avg.) and two scores...missed California game due to sprained ankle...scored first college TD on 33-yard catch against Boston College...top game of campaign came with four snags for 115 yards in 50-0 win over Arizona State...also caught pair of passes versus Michigan in Rose Bowl...also ran track in '88 for USC...saw limited action as **freshman**, catching ball for 9 yards...redshirted as incoming freshman...holds B.A. in public administration.

PERSONAL: Single, spends off-season in Westlake Village, California...ran lead-off leg in 400 meter relay for USC track team in 1990...hobbies include golf, body surfing, skydiving and extreme skiing...lists favorite movies as "Roadhouse" and "Top Gun," and favorite recording artist as AC/DC...brother Glenn played DB at Arizona...attended Westlake High in Westlake Village, lettering in football and track...holds Westlake's career scoring record with 206 points...also finished fifth in California state finals in 100-meter dash...born Gary James Wellman, Aug. 9, 1967, in Syracuse, New York.

WELLMAN'S NFL STATISTICS

Year	Team	G/S	Receiving					Rushing				
			Rec.	Yds.	Avg.	LG	TD	Att.	Yds.	Avg.	LG	TD
1992	Hou.	9/0	0	0	0.0	0	0	0	0	0.0	0	0
1993	Hou.	11/3	31	430	13.9	44	1	2	6	3.0	4	0
1994	Hou.	8/0	10	112	11.2	25	0	1	-3	-3.0	-3	0
Totals		28/3	41	542	13.2	44	1	3	3	1.0	4	0
Playoffs		1/1	6	80	13.3	30	0	0	0	0.0	0	0

ADDITIONAL STATISTICS

Special Teams/Return Tackles: 2-0-2 in 1993



David Williams

Tackle

73

6' 5", 292 lbs., 7th Year

College: Florida
H.S.: Lakeland (FL)
Acquired: 1st RD in '89
Born: June 21, 1966



PRO: Very strong, exceptional run blocker who is also top pass protector...has missed only one game in last four seasons (played in 63 out of last 64 regular season games, plus four starts in play-offs)...has started at both right and left tackle over NFL career...heading into '95, has active starting streak of 26 consecutive games...designated as franchise player by Oilers on Feb. 16, 1995.

1994: Started entire season at RT...helped Oilers finish fifth in NFL in average gain per rush (4.0)...had pair of key blocks on RB Gary Brown's two TD runs at Cowboys (9/11)...again led way for Brown on pair of screen passes (20-yard TD and 17-yarder) in 20-13 win versus Bengals (9/25)...part of Oiler line that racked up 166 yards on ground versus Giants (11/21), including career-best 156 yards by

RB Lorenzo White...also had key down-field block on White's 41-yard screen play against Giants...in 24-10 win versus Jets (12/24), helped Oilers amass 175 yards rushing. **1993:** Oilers' starter at right tackle for 15 games...helped Oilers rank among league's top three offenses for fourth consecutive season...also played significant role in Oilers' finishing fourth in both average gain per rush (4.4) and average gain per offensive play (5.3)...missed 28-14 win at New England (10/17) which snapped streak of 45 consecutive starts (previous missed start: against Bengals, 10/14/90)...in 24-14 defeat of Seahawks (11/7), helped Oilers rack up 458 yards of offense, club's highest output in two years...part of O-Line that paved way for 240 rushing yards, most by Oilers in 13 years (257 vs. Packers, 12/14/80) in 38-3 rout of Bengals (11/14)...Houston ran for 202 yards in following week's 27-20 win at Cleveland (11/21) thus marking first back-to-back 200+ rushing games in 13 seasons (257 vs. Packers, 12/14/80; 219 vs. Vikings, 12/21/80)...started at RT in playoff loss to K.C. (1/16/94) but left game in first quarter due to dislocated shoulder (replaced by Kevin Donnalley). **1992:** For second consecutive season, started all 16 games at RT for Oilers...helped offense tie for seventh in NFL in fewest sacks allowed per game (2.0) while ranking second in average gain per rush (4.6)...also helped team complete third straight year with NFL's top passing attack while also rating among league's top three offenses for third consecutive season...helped Oilers generate over 400 yards of total offense in five of season's first seven games while not permitting sack in three of first five contests...in 17-14 come-from-behind win at Cleveland (12/20), had key block on Lorenzo White's 65-yard reception with 76 seconds remaining that set up winning TD...started at RT in playoff loss at Buffalo (1/3/93) as Oilers' offense racked up 429 yards. **1991:** In first full season as starter, started all 16 regular season games including 15 at right tackle and one at left tackle...member of offensive line that ranked second in NFL in percentage of sacks allowed (3.6) and was second in AFC (T-4th NFL) in total sacks allowed (24)...also helped team complete second straight season with NFL's top passing offense while also finishing second in league in total offense and among top ten in average gain per rush...one of key blockers as Oilers piled up 486 yards (2nd best of season) in 35-3 besting of Bengals (10/27)...in 16-13 OT loss at Washington (11/3), moved to LT following injury to Don Maggs (elbow) with Dean Steinkuhler filling in at RT...in following week's 26-23 OT victory over Dallas (11/10), helped offense produce franchise-best 583 yards including four scoring drives of 70+ yards...got only start of season at LT in 26-14 loss at Pittsburgh (11/24)...started both playoff games at RT. **1990:** Played in 15 games with nine starts...started season's final eight contests at RT due to elbow injury to Dean Steinkuhler...early in season, saw some action at TE in short yardage situations...got first NFL start in place of Steinkuhler in 24-21 loss to 49ers (10/7), then sat out only game of season due to knee injury in 48-17 win over Bengals (10/14)...inserted into starting lineup for remainder of season beginning in week #8 loss to Rams (11/4)...helped offense generate club-record 58 points in win over Cleveland (12/9) and was key member of offense that racked up 563 yards in victory at K.C. (12/16)...started at RT in post-season loss at Cincinnati (1/6/91). **1989:** As rookie, appeared in 14 games with no starts, seeing action on special teams and at tackle...got playing time at tackle in season-opening loss at Minnesota (9/10) following injuries to Jay Pennison and Mike Munchak...on team's inactive list for successive games against Pittsburgh and Cleveland (10/22, 10/29)...had most

Oil Slicks

Starts Breakdown

Year	G/S	BD
1989	14/0	NA
1990	15/9	RT 8, LT 1
1991	16/16	RT 15, LT 1
1992	16/16	RT 16
1993	15/15	RT 15
1994	16/16	RT 16

Position Breakdown

Has seen action at three different offensive positions, including RT, LT and TE.

playing time of season at tackle in place of injured Bruce Davis (thigh) in loss at K.C. (11/26)...on two-man inactive list for playoff loss to Steelers (12/31)...drafted by Oilers in first round (23rd overall) in 1989.

COLLEGE: One of finest linemen in Florida history...after redshirt season in 1984, won job as freshman and started 46 straight games...as **senior**, earned First-Team All-Southeastern Conference honors and was also named on several All-America teams...also played in East-West Shrine Game...UF's line permitted just 13 QB sacks in '88...key blocker for Heisman Trophy candidate Emmitt Smith (Cowboys)...started 12 games at left tackle and was team captain as Gators defeated Illinois in All-American Bowl...in **junior** season, was AP Second-Team All-SEC and also Football News Second-Team All-America...saw action in more plays than any other offensive player...Gator running attack averaged 176.7 yards per contest including 348 against Mississippi State that was Florida's highest total in ten years...Gators accounted for 573 yards of total offense in that game, second highest total in SEC history...UF earned invitation to Hula Bowl, losing to UCLA...**sophomore** campaign included Football News First-Team All-America Sophomore honors...started every game at left tackle and participated in more plays than any other offensive player...recipient of UF's Jimmy Kynes Award to player who best displays mental and physical toughness throughout season...only Gator **freshman** to start all 11 games in 1985...showed durability by tying for team lead in plays participated in...named Football News Second-Team Freshman All-America while helping Gators rank 19th in nation in total offense...one semester short of B.A. in recreation.

PERSONAL: Married to Debi (6/17/89), couple lives year round in The Woodlands, Texas with son, Scot (10/16/93) and daughter, Kara (1/30/95)...has been active volunteer for Special Olympics and Kid Care...hobbies include fishing, hunting and playing golf...lists favorite movie as "Hunt for Red October," favorite TV show as "Seinfeld," and favorite book as Rush Limbaugh's "The Way Things Ought to Be"...enjoys listening to Outlaws...attended Lakeland (FL) High School, lettering in football, basketball and weightlifting...set state H.S. record with bench press of 415 lbs...First-Team Parade All-America and was top lineman in Florida...born David Wayne Williams, June 21, 1966, in Lakeland, Florida.

WILLIAMS' NFL STATISTICS

Games/Starts (Playoffs): 1989: 14/0, 1990: 15/9 (1/1), 1991: 16/16 (2/2), 1992: 16/16 (1/1), 1993: 15/15 (1/1), 1994: 16/16. **Totals: 92/72 (p-total 5/5)**



Lee Williamson

Quarterback

10

6' 4", 206 lbs., 2nd Year

College: Presbyterian (SC)
H.S.: Walton (GA)
Acquired: FA in '94
Born: Aug. 10, 1968



PRO: Strong-armed quarterback with good size for position...drafted by Scottish Claymores in NFL's 1995 World League Allocation

Draft...suffered left shoulder injury at Amsterdam (5/20), cutting short season with Claymores.

1994: Re-signed to free agent contract by Oilers on June 6 and waived on Aug. 22...re-signed to Oilers' practice squad on Aug. 30...signed to 53-man roster on Sept. 2 after Oilers released QB Sean Salisbury...placed on inactive list (third-dressed QB) at Colts (9/4)...waived on Sept. 6 and re-signed to Oilers' practice squad on Sept. 8...returned to active roster with signing on Nov. 21...placed on inactive list (third-dressed QB) for final six games of season. **1993:** Originally signed by Oilers June 9...waived on Aug. 19 and signed to Oilers' practice squad on Aug. 8...waived from practice squad on Sept. 29...re-signed to practice squad on Oct. 6 and remained there for duration of '93 season.

COLLEGE: Played two seasons at Presbyterian (SC) after transferring from Georgia Tech...left-handed quarterback who finished collegiate career with 140 completions on 287 attempts (48.8%) for 1,768 yards...threw eight TDs and 11 interceptions...also had 144 rushes for 53 yards (0.4 avg.) and touchdown...saw action in four games as **senior**, completing 40 of 68 (58.5%) for 462 yards with touchdown and interception...also had ten rushes for -16 yards for -1.6 average...played in nine games as **junior**, completing 73 aeri-als on 164 attempts (44.5%) for 1,031 yards...had five TD passes and seven INTs...added 169 yards and touchdown on 121 rushes (1.4 avg.)...reserve quarterback as **sophomore** at Georgia Tech...played in four games, completing one of two passes for 19-yard touchdown with one interception...also had rush for 5-yard loss...started in opening game against UT-Chattanooga as **fresh-man** and played in six games...completed 26 of 53 attempts (49.1%) for 256 yards with touchdown and two INTs...also had 12 rushes for -93 yards (-7.8 avg.)...nine of 19 for 47 yards in first collegiate game...management major.

PERSONAL: Engaged to fiancée Shea Durham...resides in Marietta, Georgia...All-Region and All-Cobb County selection as quarter-back at Walton (Marietta, GA) High...also lettered twice in basket-ball...prepped one year at Fork Union (VA) Military Academy, but graduated from Walton...born Grady Lee Williamson, Aug. 10, 1968, in Greensboro, North Carolina.

Oil Slicks

'95 World League Stats

Pass Attempts

86

Pass Completions

37

Passing Yards

341

Touchdown Passes

0

Barron Wortham

Linebacker

52

5' 11", 244 lbs., 2nd Year

College: Texas-El Paso

H.S.: Everman (TX)

Acquired: 6th RD (B) in '94

Born: Nov. 1, 1969



PRO: Powerful hitter who always gives tremendous effort...excellent special teams player with knack of getting to football...played fullback in Oilers' short yardage package as rookie.

1994: Saw action in every game, primarily as extra linebacker against run and on special teams...finished season as team's second-leading tackler on special teams with 11 stops (10 solo)...also

saw action at fullback, blocking on short-yardage situations...took snaps as extra linebacker in running situations against Bengals (11/25) and teamed with S Blaine Bishop to stop RB Derrick Fenner short on fourth-and-one play...also saw first action at fullback, leading way for RB Gary Brown on second quarter TD run (1 yard) versus Bengals...in Raiders' game (10/30), recovered fumble on Oilers' 2-yard line after RB Harvey Williams lost exchange from QB Jeff Hostetler...made first career start against Steelers (11/6) as Oilers began game with four LBs and three DBs...had season-best three ST tackles (all solo) at Bengals (11/13)...picked up season-high five tackles (3 solo) from LB position versus Giant (11/21)...left season finale versus Jets (12/24) in second quarter after suffering knee (left) injury on kickoff coverage...underwent reconstructive knee surgery during off-season...drafted with Oilers' compensatory selection in sixth round (194th overall) in 1994.

Oil Slicks

Single-Game Highs

Most Total Tackles

5 vs. N.Y. Giants (11/21/94)

Most Solo Tackles

3 (three times),

at Pittsburgh (10/3/94),

at Philadelphia (10/24/94),

vs. N.Y. Giants (11/21/94)

Most ST Tackles

3 (all solo),

at Cincinnati (11/13/94)

COLLEGE: Set school and conference tackling record during four-year career at UTEP...ended up with 566 tackles (393 solo) to go with 12 sacks, six fumble recoveries, four forced fumbles, four INTs and 12 passes defended...named First-Team All-WAC three successive years...First-Team All-America selection as **senior** while also earning First-Team All-WAC honors and being named that conference's Defensive Player of Year...as team captain, started all 11 games at RILB...contributed career-best 151 tackles (99 solo), three forced fumbles and pair of interceptions...national player of week with 26 tackles (16 solo), one interception and forced fumble against UNLV...in **junior** campaign, earned First-Team All-WAC accolades with 138 total hits (108 solo) and pair of sacks...named Sports Illustrated and WAC Player of Week against Tulsa with 16 tackles and blocked punt (own recovery in end zone for TD)...closed season with 22 tackles and sack against Fresno State...**sophomore** honors included First-Team All-WAC and Honorable Mention All-America...had 148 tackles (94 solo), four fumble recoveries and four QB drops...in on 17 tackles versus New Mexico State and 13 against Hawaii...in season finale against Louisiana Tech, had 15 stops, sack and fumble recovery...**freshman** All-America with 129 tackles (92 solo) plus career-high six sacks...also named Second-Team All-WAC and was conference's Newcomer of Year...contributed 14 total hits versus Sam Houston State, 12 plus sack versus New Mexico and 15 against Air Force...redshirted in 1989...majored in graphic design.

PERSONAL: Single, spends off-season in Fort Worth, Texas...donates time working with mentally handicapped children in Tarrant County, Texas...hobbies include card collecting and drawing...lists favorite movies as "The Crow" and "Blazing Saddles" and favorite TV shows as "Seinfeld," "Roseanne" and "Family Matters"...enjoys listening to Toni Braxton...attended Everman High in Everman, Texas, lettering in football and track...born Barron Winfred Wortham, Nov. 1, 1969, in Fort Worth, Texas.

WORTHAM'S NFL STATISTICS

Year	Team	G/S	Solo	Asst.	Total	Sacks	FR	FF	INT	Yds.	PD
1994	Hou.	16/1	15 (10)	7 (1)	22 (11)	0.0	1	0	0	0	0
Totals		16/1	15 (10)	7 (1)	22 (11)	0.0	1	0	0	0	0
Playoffs		0	0 (0)	0 (0)	0 (0)	0.0	0	0	0	0	0

() special teams tackles

HALL OF FAME OILERS

Three former Oilers have achieved the ultimate honor in their sport—induction into the Pro Football Hall of Fame in Canton, Ohio. The distinguished trio includes George Blanda (inducted in 1981), Ken Houston (inducted in 1986) and Earl Campbell (inducted in 1991).

Blanda played quarterback and was the placekicker for the Oilers from 1960-66 during an NFL-record 26-year career (Bears 1949, Colts 1950, Bears 1950-58, Raiders 1967-75). His NFL career records include most games (340), most points (2,002), most PATs (943) and second in most field goals (335). As an Oiler, Blanda led the team to back-to-back AFL championships in '60 and '61. He was the team's leading passer and scorer in each of his seven Oiler seasons. Blanda's 36 touchdown passes in 1961 stood as an NFL record for 23 years. Included among his Oiler records are most points (596) and most PATs (299).



GEORGE BLANDA



KEN HOUSTON

played in 183 consecutive games. He still holds NFL records for most interceptions returned for a touchdown in a career (9), in a season (4, 1971), and in a game (tied-2, vs. San Diego 12/19/71).

Campbell came to Houston as the first player selected in the 1978 NFL draft after having won the 1977 Heisman Trophy at the University of Texas (he was later selected as the Southwest Conference's Offensive Player of the Decade for the 1970's). Campbell played eight NFL seasons (6 1/2 for Houston, 1 1/2 for New Orleans) from 1978-85 and ranked as the seventh leading rusher in league history with 9,407 yards. In addition, he was eighth all-time in NFL annals in both rushing touchdowns (74) and attempts (2,187). Known as "The

Houston is considered one of the finest safeties in NFL history. Originally a ninth round draft choice from Prairie View (three-time national champions), he played 14 season, including 1967-72 for the Oilers and 1973-80 for the Redskins. He finished his career with 49 interceptions before retiring to pursue a coaching career. In 14 seasons, Houston achieved Pro Bowl status an amazing 12 consecutive times (1968-69 AFL, 1970-79 NFL), including five selections as an Oiler and seven as a Redskin. At one point in his career, Houston



EARL CAMPBELL

Tyler Rose," he led the league in rushing in each of his first three seasons, winning the NFL's Most Valuable Player award in each of those years. Campbell's string of four consecutive 1,000-yard seasons, beginning with his rookie year, was interrupted by the strike-shortened nine-game season in 1982. However, he posted his fifth 1,000-yard effort the following season. During his career, Campbell was selected to five Pro Bowls (1978-81, 1983). Campbell holds virtually every Oiler rushing record including most yards in a career (8,574) and in a season (1,934 in '80). His 19 rushing touchdowns in 1979 was the third highest single-season total in NFL history while that 1,934 yards in '80 was also the third best in the league record book. One of Campbell's highest honors occurred when he was officially designated as a Texas Legend by the State Legislature. Davy Crockett, Sam Houston and Stephen F. Austin are the only others to achieve that high-ranking honor, and Campbell is the only designee in this century.

RETIRED JERSEYS

In the 36-year history of the Houston Oilers, only four players have had the distinction of having their jersey number retired. That



JIM NORTON
#43

honor belongs only to #43, Jim Norton; #65, Elvin Bethea; #34, Earl Campbell; and #63, Mike Munchak.

Norton played nine seasons for the Oilers (1960-68) as a safety and as a punter, establishing team records at both positions. As a rookie from the University of Idaho, Norton was a member of the Oilers' 1960 AFL Championship team. A four-time league all-star, he holds the Oiler record for most interceptions in a career with 45. Also an accomplished punter, Norton is tops in club history with 519 career punts for a 42.3-yard career average and a long kick of 79 yards (11/22/64 vs. Kansas City).

Bethea joined the Oilers in 1968 after an outstanding career at North Carolina A&T. He started at defensive end in the opener in '68 and didn't miss a game until breaking his arm in November, 1977. That streak of 135 consecutive games played stands second in team history. An eight-time Pro Bowler (1970, 1972-76, 1978-80), Bethea also holds the Oiler records for most games played (210) and most seasons played (16, 1968-83). Bethea led the team in quarterback sacks six times, including a career-best mark of 17 in 1973. The Oilers honored him with an "Elvin Bethea Appreciation Night" on August 4, 1983.

Campbell, whose achievements are profiled in the "Hall of Fame Oilers" section on the previous page, was honored by having his number retired at cere-



ELVIN BETHEA
#65



MIKE MUNCHAK

#63

monies on August 13, 1987.

Munchak joined the Oilers as a first-round draft pick in '82 out of Penn State. He was the first offensive lineman taken in the entire draft and the eighth overall selection. Munchak won the starting left guard position as a rookie and went on to play in 12 campaigns (1982-93) and 159 games (156 starts) for the Oilers. He is third on the team's all-time list for seasons played and ranks fourth in games played. Munchak became a fixture on an offensive line that helped the Oilers to seven consecutive playoff appearances (1987-93). One of the premier guards in the National Football League, Munchak was selected to NFL's "Team of the Decade"

for the 1980's and was chosen in 1989 to Oilers' 30th Anniversary "Dream Team." He also holds the Oiler record for Pro Bowl selections with nine (seven as starter). Munchak announced his retirement on July 21, 1994, and on the same day, K.S. "Bud" Adams, Jr. announced that jersey #63 would be retired on "Mike Munchak Appreciation Day" on Nov. 6, 1994.

Norton, Bethea, Campbell and Munchak's jerseys are permanently displayed at the Oilers' training facility and serve as a constant reminder of their tremendous contributions to the City of Houston and to the Oilers.




EARL CAMPBELL

#34

Campbell was honored by having his number #34 retired at ceremonies on August 13, 1987.

The Draft





DRAFT CLASS OF '95 (left to right) DT/DE Anthony Cook, TE Michael Roan, RB Rodney Thomas, CB Torey Hunter, QB Steve McNair, S C.J. Richardson, WR Chris Sanders, C Hicham El-Mashtoub and DT/DE Gary Walker.

1995 DRAFT RECAP

Rd.	No.	Player	Pos.	Ht.	Wt.	Birth-date	College
1	3	Steve McNair	QB	6-2	224	2/14/73	Alcorn State
2	35	Anthony Cook	DT/DE	6-3	293	5/30/72	South Carolina St.
3a	67	Chris Sanders	WR	6-0	184	5/8/72	Ohio State
3b	89	Rodney Thomas	RB	5-10	213	3/30/73	Texas A&M
3c	95	Torey Hunter	CB	5-9	176	2/10/72	Washington State
4	101	Michael Roan	TE	6-3	251	8/29/72	Wisconsin
5	159	Gary Walker	DT/DE	6-2	285	2/28/73	Auburn
6	174	Hicham El-Mashtoub	C	6-2	288	5/11/72	Arizona
7	211	C.J. Richardson	S	5-10	209	6/10/72	Miami (FL)



Steve McNair

Quarterback

9

6' 2", 224 lbs., Rookie

College: Alcorn State

H.S.: Mount Olive (MS)

Acquired: 1st RD in '95 (3rd)

Born: Feb. 14, 1973



COLLEGE: Regarded as one of top quarterbacks in college football history...outstanding athlete with strong arm and accuracy...only player in NCAA history to gain over 16,000 yards (16,823) in total offense during college career (previous high: 14,706 by Ty Detmer of BYU, 1988-91)...set collegiate record by averaging 400.55 yards in total offense per game (former best: 325.2 by Willie Totten of Miss. Valley St., 1982-85)...became only third player in Div. I-AA to throw for 100 TDs in career (119)...set overall NCAA record with average of 8.18 yards gained per pass play, topping Doug Williams' mark of 7.64 (Grambling St., 1974-77)...owns every Alcorn State game, season and career passing and total offense record...finished 928 of 1,673 (55.5%) for 14,496 yards in passing, with 119 TDs and 58 INTs...added 2,327 yards and 33 TDs on 375 rushing attempts (6.2 avg.)...unanimous All-America choice as **senior**...won Walter Payton Award (top Div. I-AA player), Eddie Robinson Trophy (top

'95 Houston Oilers

player in black college ranks) and finished third in Heisman Trophy race...marked first Div. I-AA player to rank in top five in voting for award since Jerry Rice (Mississippi Valley, 1985)...earned fourth First Team All-Southwestern Athletic Conference selection...shattered NCAA, conference and school marks completing 304 of 530 passes (57.4%) for 4,863 yards and 44 TDs...third in SWAC in rushing with 936 yards and nine TDs on 119 carries (7.9 avg.)...set NCAA record with average of 527.18 yards in total offense per game...opened season with 27 of 52 passing performance for 534 yards and five TDs versus Grambling State...grabbed another Div. I-AA record with 649 yards of offense (491 pass, 156 rush) and added eight passing TDs in 54-28 win over Tenn.-Chattanooga...eight scores was one shy of Totten's SWAC game record of nine versus Kentucky in '84...suffered right shoulder dislocation in Sam Houston State clash but returned next week...earned SWAC Offensive Player of Week honors in each of last five games...closed out college career by setting Div. I-AA playoff records for pass attempts (82) and completions (52), while racking up 514 yards and three TDs versus Youngstown State...SWAC Offensive Player of Year and Washington D.C. Touchdown Club Player of Year as **junior**...second in nation in total offense per game average (348.18)...hit 204 of 386 passes (52.8%) for 3,197 yards and 22 TDs...led team in rushing with 633 yards and eight TDs on 107 totes (5.9 avg.)...named SWAC Player of Week five times...nailed game-winning 25-yard pass with 1:48 left in 25-24 defeat of Grambling State...pulled another game out with 50-yard TD with 0:35 left in 44-41 victory over Texas Southern...again rallied team with pair of scores, including 6-yard game-winner, in 31-24 decision over Sam Houston State...did not play until late third quarter (bruised ribs), but had two TDs in final 8:29 while also running for 16-yard score in 28-20 win over Mississippi Valley...as **sophomore**, became first athlete from Div. I-AA ranks to earn Offensive Player of Year honors from Sports Illustrated...as SWAC Offensive Player of Year, led nation in passing by completing 231 of 419 tosses (55.1%) for 3,541 yard and 29 TDs...topped school record by throwing only 11 INTs...earned SWAC Offensive Player of Week honors four times...passed for two scores and ran for three more, including 3-yarder with 0:31 left to give Braves 35-33 win over Grambling State...threw for 500 yards and six TDs against Jackson State...passed for 386 yards (32 of 73) with pair of scores, while rushing for 68 yards and TD versus Northeast Louisiana in Div. I-AA playoffs...picked up Player of Year honors from SWAC and Washington D.C. Touchdown Club as **freshman**...ranked 12th in nation with 142.8 passer rating...connected on 189 of 338 aerials (55.9%) for 2,895 yards and 24 TDs...added 242 yards and six scores on 57 rushes...in first game for Braves, was good on 11 of 25 passes for 229 yards and three TDs in 27-22 win over Grambling State...earned SWAC Offensive Player of Week honors versus Hampton, Southern University and Jackson State...majored in physical education.

Oil Slicks

Family Affair

Older brother, Fred, was also quarterback at Alcorn State (1988-89) and ranks eighth on school's all-time passing list (141 of 261 for 2,311 yards). Fred was originally nicknamed "Air" McNair. Steve's other brother, Tim, was teammate and wide receiver with Braves.

PERSONAL: Single, resides in Mount Olive, Mississippi...given nickname "Monk" by mother, Lucile, for monkey-like ability in climbing tree near Mount Olive home...All-America selection by Super Prep magazine and All-State at Mount Olive (MS) High...standout quarterback and defensive back...tied Pascagoula High DB Terrell Buckley's (Miami Dolphins) career state record of 30 INTs...had 15 "picks" in senior season...recruited out of H.S. as defensive back...also excelled in basketball and baseball...born Steve LaTreal McNair, Feb. 14, 1973, in Mount Olive, Mississippi.



Anthony Cook

Defensive Tackle/End

78

6' 3", 293 lbs., Rookie

College: South Carolina State
H.S.: Marlboro County (SC)
Acquired: 2nd RD in '95 (35th)
Born: May 30, 1972



COLLEGE: Powerful pass rusher with excellent spin move...has seen action at both tackle and end...finished collegiate career as Mid-Eastern Athletic Conference's all-time sack leader with 34...started all 30 games played in for Bulldogs, racking up 247 total tackles (142 solo)...Associated Press Division I-AA First-Team All-America and First-Team All-MEAC as **senior**...participated in Senior Bowl, East-West Shrine Game and Heritage Bowl...registered team-high 92 total tackles (55 solo) and 12.5 sacks...earned MEAC Defensive Player of Week honors by posting 12 tackles, 2.5 sacks, three stops for losses and four QB pressures in 49-7 win over Morgan State...started entire **junior** season at left defensive end, earning First-Team All-MEAC and AP Second-Team All-America honors...set school and MEAC season record with 17.5 sacks, topping previous mark of 17 by Harry Carson in 1976...added 77 total tackles (53 solo) with 13 for losses, one forced fumble and three recoveries...closed out season with ten tackles (5 solo), 4.5 sacks and one fumble recovery in 58-52 victory over N.C. State...registered 78 total stops (34 solos) with eight for losses and four sacks as **sophomore**...received All-MEAC Honorable Mention...opened season against Newberry with 13 tackles (8 solo) and sack for MEAC Defensive Player of Week honors...picked up S.C. Sportswriters and Pizza Hut Defensive Player of Week honors with 13 tackles (8 solo), one sack and pair of stops for losses in 31-14 defeat of Morgan State...granted medical redshirt in 1991 after surgery on right knee...did not play as **freshman** in 1990...majored in electrical engineering technology.

Oil Slicks

Top Dogs

One of long line of standout defensive linemen for South Carolina State who have gone on to NFL, joining Harry Carson (Giants, 1976-88), Barney Chavous (Broncos, 1973-85), Deacon Jones (Rams, 1961-71) and Robert Porcher (Lions, 1992-present).

PERSONAL: Single, resides in Bennettsville, South Carolina...All-Area and All-County selection as defensive lineman at Marlboro County (SC) High...born Anthony Andrew Cook, May 30, 1972, in Bennettsville, South Carolina.



Chris Sanders

Wide Receiver

18

6' 0", 184 lbs., Rookie

College: Ohio State
H.S.: Montbello (CO)
Acquired: 3rd RD (A) in '95 (67th)
Born: May 8, 1972



COLLEGE: Standout receiver with exceptional speed and

hands...member of Buckeyes' football and track team...started 27 of 34 games for Ohio State, catching 70 passes for 1,114 yards (15.9 avg.) and eight TDs...had pair of starts in post-season with one grab for 6 yards...earned All-America honors in 11 events during track career...set school record in indoor long jump (26' 9 3/4")...named Athlete of Meet at '94 Big Ten Outdoor Championships...started entire **senior** season at flanker, hauling in career-best 35 passes for 533 yards and eight TDs...eight scores led team and was fifth highest season total in Buckeye annals...snatched four passes for 69 yards and two TDs in win over Purdue...had 107 yards and two scores (78 and 15 yards) on four receptions in victory over Wisconsin...78-yard TD grab was sixth-longest catch in OSU history...lined up at flanker as **junior**, catching 13 passes for 221 yards...had catch for 6 yards in Holiday Bowl...additional stats included pair of kickoff returns for 26 yards and three rushes for 28 yards...recorded season-high four receptions for 62 yards versus Wisconsin...slowed by shoulder bruise, started only six of 11 games as **sophomore**...caught 22 passes for 360 yards...added 22 yards on three carries and 51 yards on three kickoff returns...pulled in four passes for 90 yards versus Wisconsin...collected 76 yards on four receptions, including diving grab for 48 yards in 17-0 win over Minnesota...redshirted in '91...did not play under Proposition 48 as incoming **freshman**...majored in sports and leisure studies.

Oil Slicks

Nickname

Given nickname "Tippy Toes" by friends for walking and running on balls of feet. Name carried over to football and track because heels never touch ground when running.

PERSONAL: Engaged to fiancée, Stacie McCall...resides in Columbus, Ohio...nicknamed "Tippy Toes" by friends for walking and running on balls of feet...enjoys reading and church...would like to work with underprivileged children after football...worked with National Youth Sports Program during college...First-Team All-State selection as receiver at Montbello (Denver, CO) High...won state track titles in long jump, 100 and 200 meters...born Christopher Dwayne Sanders, May 8, 1972, in Denver, Colorado.



Rodney Thomas

Running Back

20

5' 10", 213 lbs., Rookie

College: Texas A&M

H.S.: Groveton (TX)

Acquired: 3rd RD (B) in '95 (89th)

Born: March 30, 1973



COLLEGE: Selected with pick obtained from Vikings in trade for QB Warren Moon...tough, explosive runner with great field vision and balance...durable back, playing in 44 games (17 starts) over four-year collegiate career...finished fourth on Aggies' all-time rushing list with 3,014 yards on 604 carries (5.0 avg.)...equaled Darren Lewis' school career record with 45 total TDs (41 rush, 4 rec.)...made 38 receptions for 380 yards...played in three post-season games (1 start) with 79 yards and one TD on 31 rushes...full-time starter as **senior**, rushing for 868 yards and 12 TDs on 199 carries (4.4 avg.)...had career-best 17 catches for 235 yards and four TDs...led Aggies in scoring with 96 points...ran for 124 yards and two scores in win over Texas Tech...amassed 136 yards and hauled in 60-yard TD pass to give Aggies 7-0 win over Rice...carried 18

times for 134 yards and two TDs (57 and 35 yards), while catching 25-yard scoring pass versus SMU...named First-Team All-Southwest Conference as **junior**, posting career-best 996 yards on 191 carries...equaled personal mark of 13 rushing TDs...yardage ranked ninth best on season charts, while TD total was seventh highest in Aggie annals...also had 11 receptions for 72 yards...named SWC Offensive Player of Week with 201 yards (9th-best Aggie total) on 25 tries and 80-yard TD (10th longest in school annals) in opening game versus LSU...followed with 107 yards and two scores versus Oklahoma...added another 107 yards and three TDs in victory over Missouri...had nine carries for 33 and TD in Cotton Bowl...despite only starting season finale versus Texas, rushed for 856 yards and 13 scores on 154 attempts as **sophomore**...earned Second-Team All-SWC honors...added 54 yards on eight catches...named SWC Offensive Player of Week by AP for 179-yard effort versus Texas Tech...tossed 50-yard option pass for TD against Rice...given Chevrolet MVP of Game with 116 yards on nine attempts, including 84-yard TD run (6th longest in A&M history) versus Baylor...had three TDs versus SMU and Texas...ran 20 times for 50 yards versus Notre Dame in Cotton Bowl...gained 294 yards on 60 carries with three TDs as **freshman**...also had pair of catches for 19 yards, while registering 40 yards on two kickoff returns...had 84 yards and TD on 12 rushes in college debut...majored in kinesiology.

Oil Slicks

Touchdown Thomas

Over career at A&M, tied school record for total touchdowns with 45 and led team in scoring in senior season (96 pts.). Including score in Cotton Bowl, now has 161 total touchdowns dating back to career at Groveton High. That's 966 points scored since first play in high school.

PERSONAL: Single, resides in Groveton, Texas...enjoys fishing...member of Aggie Athletes Involved (AAI), working in community during college...First-Team All-America selection by Super Prep and Blue Chip at Groveton (TX) High...rated 13th best prospect in country by Super Prep...led team to pair of Class 2A state titles...gained 8,441 yards (3rd best in national H.S. history) with 115 total TDs...rushed for 3,701 yards as senior...also lettered in track...born Rodney Dejuane Thomas, March 30, 1973, in Trinity, Texas.



Torey Hunter

Cornerback

36

5' 9", 176 lbs., Rookie

College: Washington State
H.S.: Curtis (WA)
Acquired: 3rd RD (C) in '95 (95th)
Born: Feb. 10, 1972



COLLEGE: Drafted with Oilers' compensatory selection in third round...athletic coverman, great speed and aggressive hitter who also excels on special teams...started 44 of 45 games over four-year career for Cougars...finished with 182 total tackles (145 solo), ten interceptions, 32 passes defensed and pair of sacks...credited with 30 punt returns for 209 yards (7.0 avg.) and 34 kickoff returns for 709 yards (20.9 avg.)...additional stats included two bowl game starts with four solo stops, one INT and five pass breakups...received All-America and All-Pac 10 accolades as **senior**, leading team with three INTs...added 43 stops (38 solo) and nine pass deflections...had career season-best averages on punt returns (9.7) and kickoff returns (22.1)...collected seven hits, one INT,

three passes defended and returned blocked PAT 75 yards for score versus California...started all 11 games as **junior** at left cornerback...earned Second-Team All-Pac 10 while collecting 46 tackles (39 solo), two INTs and team-leading ten pass breakups...posted seven tackles (6 solo) while picking off two passes for 38 yards in returns versus Pacific...All-Pac 10 Honorable Mention as **sophomore**...recorded 29 stops (26 solo), ten passes defended and one INT...earned Specialist of Week honors versus Fresno State, Stanford and Oregon...registered season-high eight solo tackles versus USC...blocked FG attempt to preserve 31-28 win over Utah in Copper Bowl...picked up **Freshman** All-America and All-Pac 10 honors with career-best 64 tackles (42 solo) and four INTs...in only non-starting role, came off bench versus Arizona State to post seven tackles (6 solo) and three INTs (tied school record) for Pac-10 Conference Defensive Player of Week honors...redshirted in '90...majored in sociology.

Oil Slicks

Pass Thefts

As Freshman, tied single-game school record with three INTs versus Arizona State. It was tenth time Cougar player has had three "picks" in game (last done by Ron Collins vs. Stanford in 1984). Ironically, this was only game of collegiate career he failed to start.

PERSONAL: Single, resides in Tacoma, Washington...hobbies include music and basketball...was Little League basketball and baseball coach...aspires to work in front office of NFL team after playing career...First-Team All-South Puget Sound League selection as cornerback and wide receiver at Curtis (Tacoma, WA) High...helped lead football team to state title as senior and was starting point guard on basketball team that also earned state's top ranking...was senior class president with 3.81 grade point average...born Torey Hayward Hunter, Feb. 10, 1972, in Tacoma, Washington.



Michael Roan

Tight End

46

6' 3", 251 lbs., Rookie

College: Wisconsin
H.S.: Iowa City (IA)
Acquired: 4th RD in '95 (101st)
Born: Aug. 29, 1972



COLLEGE: Outstanding blocker with good hands...finished collegiate career ranked seventh on Badgers' all-time receiving list with 91 catches for 963 yards (10.6 avg.) and nine TDs...started 41 of 44 games over four seasons, plus Rose and Hall of Fame Bowls...added 11 tackles (4 solo) on special teams...Honorable Mention All-Big Ten selection as **senior**...hauled in 20 aerials for 162 yards and four scores...tied career best in catches with five for 46 yards and two TDs against Colorado...followed with pair of scoring grabs versus Indiana...caught pass for 17 yards in Hall of Fame Bowl...First-Team All-Big Ten as **junior**, catching career-high 34 passes for 396 yards and three TDs...was first Badger tight end to haul in 30 or more

Oil Slicks

Post-Season Play

One of 12 college football players involved with NCAA's convention on post-season play, discussing issues facing college players on possibility of playoff format for football and how it would affect integrity of bowl games.

passes since David Charles (30) in '78...18 of catches resulted in first downs...made five grabs versus SMU and totaled five receptions for 62 yards against Minnesota...caught four passes for 65 yards and two TDs (24 and 23 yards) in 35-10 besting of Illinois...had 18 receptions for 174 yards as **sophomore**, receiving Honorable Mention All-Big Ten...registered first downs on 13 of 18 catches...snatched three passes for 37 yards in 19-16 win over Purdue...ranked third on team in receptions with 19 for 231 yards and two TDs as **freshman**...Honorable Mention All-Big Ten...began Wisconsin career with 1-yard TD catch and solo tackle in 31-13 win over Western Illinois...earned Most Valuable Player of Game honors with four grabs for 44 yards versus Purdue...redshirted in 1990...majored in business management.

PERSONAL: Single, resides in Iowa City, Iowa...hobbies include basketball and reading...plans to open restaurant after football...most memorable college moments included winning Rose Bowl, beating Michigan (junior yr.) and meeting Saturday Night Live comedian Chris Farley in Madison (WI)...two-time All-Conference selection at Iowa City (IA) High...team MVP as fullback and line-backer in senior season...added First-Team All-State honors as defensive lineman in junior campaign...three-time All-Conference pick in basketball, winning 1988-89 state championship...born Michael Phillip Roan, Aug. 29, 1972, in Iowa City, Iowa.



Gary Walker

Defensive Tackle/End

96

6' 2", 285 lbs., Rookie

College: Auburn
H.S.: Franklin Academy (GA)
Acquired: 5th RD in '95 (159th)
Born: Feb. 28, 1973



COLLEGE: Drafted with choice received from Patriots for loss of DT Tim Roberts...strong player with great explosiveness off snap...has ability to play both end and tackle...finished collegiate career at Auburn after stint at Hinds J.C. (Raymond, MS)...had 148 tackles (94 solo) and 15 sacks in two seasons with Auburn...Second-Team All-Southeastern Conference selection as **senior**...led Tigers in sacks with 11 for 69 yards in losses...was second among defensive linemen in tackles, posting 87 stops (56 solo) with nine behind line of scrimmage...recorded ten hits (7 solo) and two sacks versus Mississippi...registered 14 stops with two for losses against LSU...credited with 12 tackles (8 solo) and pair of sacks versus Florida...started five games as **junior** at Auburn, recording 61 stops (38 solo) with six for losses...had five sacks, two fumble recoveries and career-best four passes batted down...had season-high eight tackles, one sack and fumble recovery versus LSU...equalled eight stops against Mississippi...All-America and All-Region pick as **sophomore** at Hinds...collected 80 tackles (50 solo) and 11 sacks...majored in education.

Oil Slicks

Sack Happy

Listed one of most memorable college moments as game versus Florida in senior season. In what was arguably "biggest" game of year, had one of best collegiate games with two sacks.

PERSONAL: Single, resides in Auburn, Alabama...hobbies include fishing and hunting...would like to coach H.S. football after playing career...All-State selection at Franklin Academy (GA)...had ten sacks

as senior...also lettered in track and baseball...raised in Lavonia (GA)...born Gary Lamar Walker, Feb. 28, 1973, in Royston, Georgia.



Hicham El-Mashtoub

Center

60

6' 2", 288 lbs., Rookie

College: Arizona
H.S.: Vanier (Montreal, Que.)
Acquired: 6th RD in '95 (174th)
Born: May 11, 1972



COLLEGE: Aggressive and fiery competitor who is punishing blocker...began collegiate career at defensive tackle before moving to offensive line...received All-America Honorable Mention and All-Pac 10 accolades as **senior**...started every game, except Colorado State, at center...posted six knockdown blocks as Wildcats rushed for 334 yards in 44-0 win over New Mexico State...helped team pile up 427 yards on ground in 34-24 defeat of UCLA...as **junior**, started team's first six games as well as California, Oregon and UCLA contests at center...also made start at left guard versus Arizona State...cleared way for rushing attack that averaged 207.4 yards per game...moved from defensive tackle to center during fall drills of **sophomore** season...made six starts, including UCLA, Washington and USC games...reserve defensive tackle as **freshman**, recording three tackles (1 solo)...made first career start versus Cal-Long Beach and had two stops...general studies major.

Oil Slicks

"Ob" Canada

Began football career at Vanier College in Montreal, Quebec, graduating in December of '90 and enrolling at Arizona in the '91 spring semester. Although born in Lebanon, was raised in Laval, Quebec.

PERSONAL: Single, resides in Laval, Quebec...conference All-Star and All-Canada selection at Vanier (Montreal, Que.)...two-time team captain, performing on both offensive and defensive lines...raised in Canada, born Hicham El-Mashtoub, May 5, 1972, in Lebanon.



C.J. Richardson

Safety

30

5' 10", 209 lbs., Rookie

College: Miami (FL)
H.S.: H. Grady Spruce (TX)
Acquired: 7th RD in '95 (211th)
Born: June 10, 1972



COLLEGE: Aggressive hitter with versatility to play either free or strong safety...finished collegiate career 232 total tackles (126 solo), five INTs and 15 passes defended...started two of four bowls games with Hurricanes, registering 23 tackles (15 solo) and pass breakup...standout special teams player, ranking among ST tackle leaders in each of last three seasons...Second-Team All-America pick

by Sporting News and First-Team All-Big East Conference choice as **senior**...started at free safety, ranking third on team in tackles with 85 (48 solo)...broke up six passes and had one INT (58-yd. return)...set season highs in fumbles recovered (2) and forced (1.5)...earned Big East Defensive Player of Week accolades with 15 stops (9 solo) and pass breakup in win over Syracuse...despite dislocated shoulder, closed out collegiate career with ten tackles (7 solo) versus Nebraska in Orange Bowl...started **junior** season at strong safety...regis-

tered career highs in total tackles (94), solos (51), interceptions (3) and passes defended (6)...grabbed Big East Defensive Player of Week honors by recording 12 hits (7 solo) with stop for 2-yard loss, one forced fumble, one pass defended and interception in win over Virginia Tech...came up with 10 tackles (5 solo) and pass defended versus Arizona in Fiesta Bowl...reserve free safety as **sophomore**, recording 33 tackles (19 solo), two pass deflection and one INT...made first career start versus Texas Christian...had season-high 11 stops (6 solo) against Virginia Tech...collected first career INT (19-yd. return) versus West Virginia and had solo tackle in Sugar Bowl game versus Alabama...played in ten games as **freshman**, serving as reserve free safety...finished with 20 tackles (8 solo) and one pass defended...posted season-best four assisted tackles with pass breakup versus Cal-Long Beach...redshirted in '90...majored in criminal justice.

PERSONAL: Single, resides in Miami, Florida...honored by Coral Gables (FL) Mayor George Corrigan with certificate of appreciation for community service work done in winter of '91...member of D.A.R.E (Drug Awareness Resistance Program)...All State, All-District, All-Metro and All-Area selection as running back and defensive back at H. Grady Spruce (TX) High...also lettered in basketball and baseball, earning All-District honors with .345 career batting average...born Carl Ray Richardson, Jr., June 6, 1972, in Dallas, Texas.

Oil Slicks

All The "Write" Moves

Accomplished writer, working with Miami professor Joyce Speiller-Morris in "Meet the Author" program, reading and visiting with repeat offenders in Miami's Juvenile Justice Center School. Also earned honors for community service work done in Miami area in winter of '91.



...A little more relaxed.

ALL-TIME DRAFT

1960

First Selections: Peter Arena (G), Northwestern. Dick Bass (HB), College of Pacific. William Bohler (T), St. Ambrose. Larry Cadwell (T), Louisville. Billy Cannon (HB), Louisiana State. Doug Cline (LB), Clemson. DeJustice Coleman (HB), Illinois. Bob Crandall (HB), New Mexico. Cleatus Drinnon (C), Hardin-Simmons. John Gremer (G), Illinois. George Herring (T), North Texas State. Don Hitt (C), Oklahoma State. Steve Johnson (QB), Pepperdine. John Ilands (E), Montana. Jacky Lee (QB), Cincinnati. Bruce Maher (HB), Detroit. Don Mattson (T), Southern California. Mike McGee (G), Duke. Hugh McInnis (E), Mississippi State. Max Messner (T), Cincinnati. George Mulholland (E), New Mexico State. Gary O'Steen (HB), Alabama. Gene Prebola (E), Boston University (E), New Mexico State. Palmer Pyle (T), Michigan State. William Roach (T), Texas Christian. Robert Simms (E), Rutgers. Phillip Snowden (QB), Missouri. Don Underwood (T), McNeese State. Duane Whetstone (FB), George Washington. Bob White (FB), Ohio State. Maury Youmans (T), Syracuse.

Second Selections: Clair Branch (RB), Texas-Austin. Dave Chamberlain (HB), Miami (Ohio). Stan Fanning (DE), Idaho. Don Cochran (T), Alabama. Jim Glasgow (T), Jackson State. Dave Graham (E), Virginia. Bob Haas (HB), Missouri. Lowell Hughes (QB), Kent State. Dale Johansson (T), Augustana. Jim Marshall (DT), Ohio State. Ron Morrison (T), New Mexico. Jerry Muennink (C), Texas-Austin. Paul Oglesby (T), UCLA. John Peppercorn (E), Kansas. Bob Peterson (C), Oregon. Bob Talamini (G), Kentucky. Bob Towns (E), Georgia. Bob Wasden (E), Auburn. Jim Welch (HB), Southern Methodist. Jim Wolff (HB), Panhandle A&M.

1961

1. Mike Ditka (E), Pittsburgh. 2. Tom Goode (C), Mississippi State. 3. Walter Suggs (T), Mississippi State. 4. Bobby Walden (HB), Georgia. 5. Monte Lee (LB), Texas-Austin. 6. Jake Gibbs (QB), Mississippi. 7. Dick Reynolds (T), North Carolina State. 8. Houston Antwine (G), Southern Illinois. 9. Ralph White (T), Bowling Green. 10. Charles Lee (C), Iowa. 11. Robert Bird (G), Bowling Green. 12. Bob McLeod (E), Abilene Christian. 13. Gerald Hinton (G), Louisiana Tech. 14. Jimmy King (T), Clemson. 15. Dennis Ferriter (C), Marquette. 16. Larry Wood (HB), Northwestern. 17. Sam Fewell (T), South Carolina. 18. Mike Grimsley (HB), Michigan State. 19. Myron Pearson (HB), Colorado. 20. Lewis Johnson (HB), Florida A&M. 21. Ron Miller (QB), Wisconsin. 22. Bob Kelly (E), New Mexico State. 23. James Anderson (FB), Mississippi. 24. Ken Gregory (E), Whittier. 25. Jack Kreider (HB), Tulsa. 26. Don Fuell (QB), Mississippi Southern. 27. Boyd King (C), Rice. 28. John Frongillo (C), Baylor. 29a. Tom Lewis (E), Lake Forest. 29b. Errol Linden (DE), Houston. 30. Jim Stroud (T), Rice.

1962

1. Ray Jacobs (DT), Howard Payne. 2. Earl Gros (FB), Louisiana State. 3. Pete Case (T), Georgia. 4a. Gary Cutsinger (DE), Oklahoma State. 4b. (choice to San Diego) 5. Bill Rice (E), Alabama. 6. Ray Pinion (G), Texas Christian. 7. Gus Gonzales (G), Tulane. 8. Clyde Brock (DT), Utah State. 9. Larry Onesti (LB), Northwestern. 10. Bob Moses (E), Texas-Austin. 11. John Thomas (G), McMurry. 12. Jack Collins (HB), Texas-Austin. 13. Royce Cassell (E), New Mexico State. 14. Glynn Griffing (QB), Mississippi. 15. Ken Shaffer (T), Marquette. 16. Billy Ray Adams (FB), Mississippi. 17. Bill Miller (DT), New Mexico Highlands. 18. Art Perkins (HB), North Texas State. 19. Bobby Jancik (DB), Lamar Tech. 20. Joe Bob Isbell (G), Houston. 21. Roland Jackson (FB), Rice. 22. Ken Bolin (HB), Houston. 23. Bill Van Buren (C), Iowa. 24. Boyd Melvin (T), Northwestern. 25. Bob Johnson (T), Rice. 26. Harold Hays (G), Mississippi Southern. 27. Roger McFarland (HB), Kansas. 28. Gary Henson (E), Colorado.

1963

1. Danny Brabham (LB), Arkansas. 2. Don Estes (T), Louisiana State. 3. Jerry Cook (HB), Texas-Austin. 4a. Lee Roy Caffey (LB), Texas A&M. 4b. Jerry Hopkins (C), Texas A&M. 5a. Homer Jones (RB), Texas Southern. 5b. Don Chuy (T), Clemson. 6. Lionel Aldridge (DE), Utah State. 7. Johnny Baker (LB), Mississippi State. 8. Jim Burson (HB), Auburn. 9. Ed Burke (T), Notre Dame. 10. (choice to Denver). 11a. Tom Brown (G), Pittsburgh. 11b. (choice to Boston). 12. (choice to Oakland). 13a. (choice to Oakland). 13b. Dennis Ward (G), Oklahoma. 14. Don Trull (QB), Baylor. 15. No choice. 16. Rex Benson (T), Miami. 17. Jerry Griffin (E), Louisiana Tech. 18. Paul Lea (HB), Oklahoma. 19. Bob Hoover (HB), Florida. 20. Wayne Lee (C), Oklahoma. 21. Staley Faulkner (T), Texas-Austin. 22. Sam Byer (LB), Texas A&M. 23. Gene Raesz (E), Rice. 24. Bob Burton (T), Grambling. 25. Gary Kaltenbach (T), Pittsburgh. 26. Dave Thiesen (HB), Nebraska. 27. Al Hildebrand (T), Stanford. 28. Tim Stein (C), Miami (Ohio). 29. Oliver Ross (T), West Texas State.

1964

1. Scott Appleton (DT), Texas-Austin. 2a. Charley Taylor (HB), Arizona State. 2b. Billy Truax (E), Louisiana State. 3. Bobby Crenshaw (G), Baylor. 4. Ode Burrell (HB), Mississippi State. 5a. John Varnell (DT), West Texas State. 5b. Sid Blanks (HB), Texas A&I. 6. Dave Wilcox (DE), Oregon. 7. (choice to Denver). 8. Ezell Seals (HB), Prairie View. 9. Jerry Burton (HB), Northwest Louisiana. 10. Sammy Odeom (LB), Northwest Louisiana. 11. Owen Dejanovich (G), Arizona State. 12. Benny Nelson (DB), Alabama. 13. (choice to Kansas City). 14. Ken Henson (C), Texas Christian. 15. Pat Craiz (FB), Clemson. 16. Bill Munson (QB), Utah State. 17. Dick Leeuwenburg (T), Stanford. 18. Bob Nichols (T), Stanford. 19. Carl Robinson (T), Prairie View. 20. Pete Jaquess (DB), East New Mexico. 21. Jerry Cole (E), Southwest Texas. 22. Ed Kessler (FB), North Carolina. 23. Jim Whitehead (T), Georgia. 24. John Garrett (LB), Oklahoma. 25. Dick Bowe (T), Rice. 26. Alex Zenko (T), Kent State.

1965

1. Lawrence Elkins (E), Baylor. 2a. Malcolm Walker (C), Rice. 2b. Ralph Neely (T), Oklahoma. 3. Ernie Koy (HB), Texas-Austin. 4. Bobby Maples (LB), Baylor. 5. Frank Molden (T), Jackson State. 6. Dennis Murphy (T), Florida State. 7. No choice. 8a. Ray Ogden (HB), Alabama. 8b. Roy Hilton (LB), Jackson State. 9. George Kinney (DT), Wiley. 10. Maxie Williams (G), S.E. Louisiana. 11. Trade to Oakland. 12. Bob Reed (G), Tennessee State. 13. Bob Felts (HB), Florida A&M. 14. Norman Evans (T), Texas Christian. 15. Tony Guillory (LB), Lamar Tech. 16. Junior Coffey (RB), Washington. 17. Jim Grisham (FB), Oklahoma.

18a. Russ Mundy (FB), West Texas State. 18b. Russell Wayt (LB), Rice. 19. Frank Fox (T), Sam Houston State. 20. Gus Brezina (G), Houston.

1965 Redshirt Draft

1. Donny Anderson (HB), Texas Tech. 2. Glen Ray Hines (T), Arkansas. 3. Mike Shinn (E), Kansas. 4. Ollie Cordill (QB), Memphis State. 5. Jerry Crumpler (T), Missouri. 6. Traded to Oakland. 7. Leo Lowery (FB), Texas Tech. 8. Len Sears (T), South Carolina. 9. Tom Bleick (HB), Georgia Tech. 10. George Hafner (QB), McNeese State. 11. Bill Anderson (QB), Tulsa. 12. Harlan Lane (E), Baylor.

1966

1. Torrey Nobis (LB), Texas-Austin. 2. Stan Hindman (G), Mississippi. 3. George Rice (DT), Louisiana State. 4. George Allen (T), West Texas State. 5. Hoyle Granger (FB), Mississippi State. 6. Dave Long (E), Iowa. 7. Hartwell Menefee (DB), New Mexico State. 8. Dan Bland (DB), Mississippi State. 9. Dick Suffell (DB), Southwest Texas. 10. Wilbur Aylor (G), Southwest Texas. 11. Monty Ledbetter (E), N.W. Louisiana. 12. Harry Day (E), Memphis State. 13. Fred Zimmerman (LB), Toledo. 14. Butch Lince (T), North Dakota. 15. Tommy Dillard (T), Austin Peay. 16. Steve Smith (E), Michigan. 17. Lyle Loebach (T), Simpson. 18. Ed Buzzell (QB), Ottawa. 19. Frank Fuller (T), Drake. 20. Dave Odegaard (T), Bemidji State.

1966 Redshirt Draft

1. Tom Fisher (LB), Tennessee. 2. Tim Van Galder (QB), Iowa State. 3. Ralph Dunlop (T), Baylor. 4. Bill Davis (QB), Lamar Tech. 5. Richard Gover (T), Virginia State. 6. John Gary (T), Grambling. 7. Clyde Pettaway (T), No. Carolina A&T. 8. Roger Marshall (QB), Baylor. 9. Lee Garner (LB), Mississippi. 10. Dan Goich (T), California. 11. Charles Arkwright (T), Georgia.

1967

1a. George Webster (LB), Michigan State. 1b. Tom Regner (G), Notre Dame. 2a. Bob Davis (QB), Virginia. 2b. Roy Hopkins (RB), Texas Southern. 3. Larry Carwell (CB), Iowa State. 4. Carl Smith (DT), Nebraska. 5a. Pete Johns (S), Tulane. 5b. Willie Parker (DT), Arkansas A&M. 5b. Zeke Moore (CB), Lincoln. 6. Pete Barnes (LB), Southern. 7. Ed Carrington (TE), Virginia (signed late). 8a. Johnny Brunson (RB), Benedict (injured). 8b. Sharon Washington (WR), Northeast Missouri. 9. Ken Houston (S), Prairie View. 10a. Woody Campbell (RB), Northwestern. 30b. Tim Sheehan (C), Stanford. 11. Harold Decker (DE), Kalamazoo. 12. Traded to Buffalo. 13. Traded to Buffalo. 14. Henry Hailstock (G), Lincoln. 15. Marvin McQueen (LB), Mississippi (Army). 16. Rex Keeling (K), Samford. 17. Larry Lee (WR), Texas A&M.

1968

1. Traded to Kansas City. 2. Mac Haik (WR), Mississippi. 3. Elvin Bethea (DE), N. Carolina A&T. 4. Jim Beirne (WR), Purdue. 5. Bob Longo (TE), Pittsburgh. 6. Traded to Cincinnati. 7. Paul Toscano (DB), Wyoming. 8. Traded to New York. 9a. Bob Robertson (T), Illinois. 9b. Traded to Miami. 10a. Joe Peace (LB), Louisiana Tech. 10b. Tom Domes (DT), Wisconsin. 11. Bill Halley (TE), La Verne (injured). 12. Barry Lischner (RB), Missouri. 13. Jim Dousay (RB), Louisiana State (injured). 14. Rich Stotter (LB), Houston. 15. Traded to San Diego. 16. Bob Smith (S), Miami (Ohio). 17. Billy Alsbrook (DB), North Carolina College.

1969

1. Ron Pritchard (LB), Arizona State. 2. Jerry LeVias (WR), S. Methodist. 3a. Elbert Drungo (T), Tennessee State. 3b. Rich Johnson (RB), Illinois. 4a. Charlie Joiner (WR), Grambling. 4b. Roy Gerela (K), N. Mexico State. 5. Johnny Peacock (S), Houston. 6. Willie Grate (WR), South Carolina State. 7. Mike Richardson (RB), S. Methodist. 8. Glenn Woods (DT), Prairie View. 9. Ed Watson (LB), Grambling. 10a. Joe Pryor (TE), Boston College. 10b. Bob Naponic (QB), Illinois. 11. Terry May (DE), Southern Methodist. 12. George Resley (DT), Texas A&M. 13. Richard Pickens (RB), Tennessee. 14. Roy Don Reeves (DB), South Carolina. 15. John Tyszkiewicz (G), Chattanooga. 16. Loyd Wainwright (LB), Texas-Austin. 17. Hank Autry (C), S. Mississippi.

1970

1. Doug Wilkerson (G), No. Carolina Central. 2a. Leo Brooks (DT), Texas-Austin. 2b. Bill Dusenbery (RB), J.C. Smith. 3. Traded to Cleveland. 4. Spike Jones (P), Georgia. 5a. Ron Saul (G), Michigan State. 5b. Ed Duley (DT), Northern Arizona. 6. Benny Johnson (CB), J.C. Smith. 7. Charles Olson (S), Concordia (Minn.). 8. Mike McClish (T), Wisconsin. 9. Charles Blossom (DE), Texas Southern. 10. Joe Dawkins (RB), Wisconsin. 11. Robert Morris (C), Duke. 12. Richard Dawkins (TE), J.C. Smith. 13. Jess Lewis (LB), Oregon State. 14. Claire Rasmussen (T), Wisconsin St. (Osh.). 15. Dave Sharp (T), Stanford. 16. No choice. 17. Julian Fagan (P), Mississippi.

1971

1. Dan Pastorini (QB), Santa Clara. 2. Traded to New Orleans. 3. Lynn Dickey (QB), Kansas State. 4. Laron Jackson (T), Missouri. 5. Willie Armstrong (RB), Grambling. 6. Willie Alexander (CB), Alcorn A&M. 7a. Phil Croyle (LB), California (Berk). 7b. Larry Watson (T), Morgan State. 8. Traded to Denver. 9. Floyd Rice (LB), Alcorn A&M. 10. Russell Price (DE), N. Carolina Central. 11. Macon Hughes (WR), Rice. 12. John Thompson (G), Minnesota. 13. Joe Hoing (G), Arkansas Tech. 14. Dick Adams (DB), Miami (Ohio). 15. Andy Hopkins (RB), S.F. Austin. 16. Moses Denson (RB), Maryland State. 17. Calvin Fox (LB), Michigan State.

1972

1. Greg Sampson (DT), Stanford. 2. Traded to New Orleans for Mike Tilleman. 3a. Lewis Jolley (RB), N. Carolina. 3b. Solomon Freelon (G), Grambling (from Kansas City). 4. Traded to St. Louis for Dave Olerich. 5. Traded to Denver for Cleo Johnson. 6a. Joe Bullard (DB), Tulane. 6b. Elmer Allen (G), Mississippi. 7. Eric Hutchinson (DB), Northwestern. 8. Guy Roberts (LB), Maryland. 9. Willie Postler (T), Montana. 10a. Rhett Dawson (WR), Florida State. 10b. Jim Butler (TE), Tulsa. 11. Ron Evans (T), Baylor. 12. Willie Rodgers (RB), Jackson State. 13. Willie Roberts (DB), Houston. 14. Gary Crockett (C) Lamar University. 15. Traded to Pittsburgh for Worthy McClure. 16. Guy Murdock (G), Michigan. 17. Kelly Cochrane (QB), Miami (Fla.).

1973

1a. John Matuszak (DT), Tampa. 1b. George Amundson (RB), Iowa State (from Atlanta for Mike Tillemal). 2. Traded to New Orleans for Mike Tillemal. 3. Traded to Baltimore for Bill Curry. 4. Gregg Bingham (LB), Purdue. 5. Edsel Garrison (WR), Southern California. 6. Ron Mayo (TE), Morgan State. 7. Shelby Jordan (T), Washington (St.L.). 8. Joe Blahak (DB), Nebraska. 9. Mark Williams (K), Rice. 10. Darrell Vaughan (DT), Northern Colorado. 11. Larry Eaglin (CB), S.F. Austin. 12. Brad Lyman (WR), UCLA. 13. Willie Martin (G), Northeastern Oklahoma. 14. Ron Lou (C), Arizona State. 15. Roger Gorce (LB), Baylor. 16. Tim Dameron (WR), East Carolina. 17. Randy Braband (LB), Texas-Austin.

1974

1. Traded to Dallas for Tody Smith and Billy Parks. 2. Traded to Buffalo for Al Cowlings. 3. Traded to Dallas for Tody Smith and Billy Parks. 4. Steve Manstedt (LB), Nebraska. 5. Traded to Washington for Alvin Haymond. 6a. Traded to New Orleans for James Ford. 6b. Booker Brown (G), USC (from Los Angeles for Bob Crum). 7. Leonard Fairley (DB), Alcorn A&M. 8. Mike McCoy (DB), Western Kentucky. 9. Traded to New England for Steve Kincer. 10. Traded to New Orleans for James Ford. 11. Steve Taylor (C), Auburn. 12. Rickey Brown (LB), Florida. 13. Dan Dixon (G), Boise State. 14. Traded to Buffalo for Levert Carr. 15. Billy Johnson (SP), Widener. 16. Matthew Williams (RB), N.E. Louisiana. 17. Bill Hedge (T), N.W. Missouri State.

1975

1a. Robert Brazile (LB), Jackson State. 1b. Don Hardeman (RB), Texas A&I. 2. Emmett Edwards (WR), Kansas. 3. Traded to Atlanta for Duane Benson. 4. Traded to Dallas for Mike Montgomery. 5. Traded to Oakland for Tommy Maxwell. 6. Jesse O'Neal (DE), Grambling. 7a. Mike Biehl (OT), Miami (Ohio). 7b. Mark Corney (DB), Cameron State. 8. Jerry Lawrence (DT), South Dakota State. 9. Bob Bruer (TE), Mankato State. 10. Alan Pringle (K), Rice. 11. John Sawyer (TE), S. Mississippi. 12. Willie Miller (WR), Colorado State. 13. Rickey Scales (WR), Virginia Tech. 14. Jody Medford (OG), Rice. 15. Jack Holmes (RB), Texas Southern. 16. Ken Lambert (DB), Virginia Tech. 17. Rickey Seeker (C), Texas A&M.

1976

1. Traded to San Francisco for Vic Washington. 2. Mike Barber (TE), Louisiana Tech. 3. Traded to Kansas City (part of Curley Culp trade). 4a. Traded to Oakland to complete Tommy Maxwell trade. 4b. Steve Largent (WR), Tulsa. 5. Traded to Kansas City in Elmo Wright deal. 6. Todd Simonsen (T), South Dakota State. 7. Traded to New England in Bob Adams trade. 8a. Larry Harris (T), Oklahoma State. 8b. Bobby Simon (T), Grambling. 9. Art Stringer (LB), Ball State. 10. Steve Kincannon (QB), Humboldt State. 11. Skip Walker (RB), Texas A&M. 12. Larry Bell (DT), E. Texas State. 13. Danny O'Rourke (WR), Colorado State. 14. John Reimer (T), Wisconsin. 15. Bobby Byars (DT), Cheney State. 16. Claude Johnson (LB), Florida A&M. 17. Allen Misher (WR), LSU.

1977

1. Morris Towns (T), Missouri. 2. George Reihner (G), Penn State. 3a. Traded to San Francisco completing Vic Washington trade. 3b. Tim Wilson (RB), Maryland (choice from Green Bay in Lynn Dickey trade). 3c. Jimmy Giles (TE), Alcorn State (choice from Miami in Ken Ellis trade; traded to Tampa Bay). 3d. Rob Carpenter (RB), Miami (Ohio) (choice from Oakland via Buffalo in Emmett Edwards trade). 4a. Traded to Kansas City for Elmo Wright. 4b. Warren Anderson (WR), West Virginia State (choice from San Diego via Miami in Ken Ellis trade). 5. Choice forfeited. 6a. Gary Woolford (DB), Florida State. 6b. David Carter (C), Western Kentucky (choice from New England for past considerations). 7. Traded to New York Giants for Joe Dawkins. 8a. Steven Davis (WR), Georgia (choice from Seattle in Steve Largent trade). 8b. Eddie Foster (WR), Houston. 9. Bill Currier (DB), South Carolina. 10. Harvey Hull (LB), Mississippi State. 11. Al Romano (LB), Pittsburgh. 12. Ove Johansson (K), Abilene Christian.

1978

1. Earl Campbell (RB), U. of Texas (choice from Tampa Bay). 2. Traded to Tampa Bay (part of Earl Campbell trade). 3. Gifford Nielsen (QB), Brigham Young U. 4. Mike Renfro (WR), Texas Christian U. 5. Traded to Kansas City (part of Otis Taylor trade). 6. Conrad Rucker (TE), Southern University. 7. Traded to Buffalo (part of Jimmy Dean trade). 8. J.C. Wilson (DB), U. of Pittsburgh. 9. Jim Mol (DE), Morningside Col. (Iowa). 10. Stephen Young (TE), Wake Forest U. 11. Willie Thicklen (WR), Alabama State U. 12. John Schuhmacher (OG), U. of Southern California.

1979

1. Traded to Kansas City for second round in '79 & '80. 2. Mike Stensrud (DE), Iowa State. 2b. Jesse Baker (DE), Jacksonville State. 3a. To Tampa Bay (Earl Campbell). 3b. Kenny King (RB), Oklahoma (choice from Washington, Ron Saul trade). 4. Traded to San Diego. 5. Traded to Tampa Bay. 6a. Daryl Hunt (LB), Oklahoma Univ. (choice from Buffalo, Elbert Drungo trade). 6b. Mike Murphy (LB), Southwest Missouri. 7. Tim Ries (DB), Southwest Missouri. 8. Carter Hartwig (DB), Southern California. 9. Richard Ellender (WR), McNeese State Univ. 10. Choice forfeited (supplemental selection for Johnnie Dirden). 11. Mike Taylor (OT), Georgia Tech. 12. Wayne Wilson (RB), Shepherd College.

1980

1. To New England, for Leon Gray. 2a. (from Kansas City) Angelo Fields (OT), Michigan State. 2b. Daryle Skaugstad (MG), California-Berkeley. 3. Tim Smith (WR), Nebraska. 4. Chris Combs (TE), New Mexico. 5. John Corker (LB), Oklahoma State. 6. To New England, for Leon Gray (completes trade). 7. Craig Bradshaw (QB), Utah State (from Oakland, Tatum trade; Oilers owe to N.Y. Jets for Rich Caster). 8. Harold Bailey (QB/TE), Oklahoma State. 9. Ed Harris (RB), Bishop College. 10. To Seattle, for Sammy Green. 11. Ed Preston (WR), Western Kentucky. 12. Wiley Pitts (WR), Temple.

1981

1. To Oakland, for Dave Casper. 2. To Oakland, for Dave Casper. 3. Michael Holston (WR), Morgan State. 4. Nick Eyre (OT), BYU. 5. Delberty Fowler (LB), West Virginia. 6. To Seattle, for Sammy Green. 7b. Don Washington (DB), Texas A&I (choice from Oakland, completes Tatum-King trade). 8. Willie Tullis (WR), Troy State. 9. Avon Riley (LB), UCLA. 10.



Larry Jones (RB), Colorado State. 11. Claude Matthews (OT), Auburn. 12. Bill Capece (K), Florida State.

1982

1. Mike Munchak (OL), Penn State. 2a. To Oakland (completes Dave Casper acquisition). 2b. Oliver Luck (QB), West Virginia (from Los Angeles through Tampa Bay through Miami; Mike Barber trade). 3a. To Los Angeles (Mike Barber trade). 3b. Stanley Edwards (FB), Michigan (from New York Giants; Rob Carpenter trade). 3c. Robert Abraham (LB), North Carolina State (from Los Angeles through Denver; Mike Barber trade). 4. Steve Bryant (WR), Purdue. 5. Malcolm Taylor (DT), Tennessee State. 6. Gary Allen (RB), Hawaii. 7. To Detroit (Luther Bradley trade). 8. To Los Angeles for Lewis Gilbert. 9. Matt Bradley (DB), Penn State. 10. Ron Reeves (QB), Texas Tech. 11. Jim Campbell (TE), University of Kentucky. 12. Donnie Craft (RB), University of Louisville.

1983

1. Bruce Matthews (OT), USC. 2a. Harvey Salem (OT), Cal-Berkeley. 2b. (choice from Seattle) Keith Bostic (DB), Michigan. 3a. Tim Joiner (LB), LSU. 3b. (choice from Seattle) Chris Dressel (TE), Stanford. 3c. (choice from Green Bay) Steve Brown (CB), Oregon. 4a. Greg Hill (CB), Oklahoma State. 4b. (choice from L.A. Rams) Mike McCloskey (TE), Penn State. 5a. Larry Moriarty (RB), Notre Dame. 5b. (choice from Miami) Jerome Foster (MG), Ohio State. 6. Steve Haworth (S), Oklahoma. 7. Herkie Walls (WR/KR), Texas. 8. Robert Thompson (LB), Michigan. 9. Kevin Potter (S), Missouri. 10. To Green Bay (for Mark Koncar). 11. To New York Giants (for future choice). 12. To New York Giants (for future choice). **NOTE:** 11th and 12th round pick in 1983 traded to New York Giants for 9th round pick in 1984.

1984

1. Dean Steinkuhler (OT), Nebraska. 2a. Doug Smith (DE), Auburn. 2b. Bo Eason (FS), Cal-Davis. 3. Johnny Meads (LB), Nicholls State. 4a. Mark Studaway (DE), Tennessee. 4b. Patrick Allen (CB), Utah State. 4c. To Washington. 5. Robert Lyles (LB), Texas Christian. 6a. John Grimsley (LB), Kentucky. 6b. Eric Mullins (WR), Stanford. 7. Willie Joyner (RB), Maryland. 8. Kevin Baugh (WR/KR), Penn State. 9a. Jeff Donaldson (DB), Colorado. 9b. Mike Johnson (DE), Illinois. 9c. Mike Russell (LB), Toledo. 10. To L.A. Rams. 11. To L.A. Raiders. 12. To L.A. Rams.

1985

1a. To Minnesota. 1b. (choice from Minnesota) Ray Childress (DE), Texas A&M. 1c. (choice from New Orleans for Earl Campbell) Richard Johnson (CB), Wisconsin. 2a. To Denver. 2b. (choice from Denver) Richard Byrd (DE), S. Mississippi. 3a. To N.Y. Giants for Butch Woolfolk. 3b. To L.A. Raiders for Jim Romano. 3c. (choice from Denver) Mike Kelley (C/OG), Notre Dame. 4. Tom Briel (LB), Stanford. 5a. To Dallas for Butch Johnson. 5b. (choice from Kansas City for Bob Hamm) Frank Bush (LB), N.C. State. 5c. (choice from Denver) Lee Johnson, (P/K), BYU. 6a. To L.A. Raiders for Jim Romano. 6b. (choice from Kansas City for Bob Hamm) Joe Krakoski (LB), Washington. 7. Mike Akiu (WR), Hawaii. 8. Chuck Thomas (C), Oklahoma. 9. Steve Tasker (PR/KR), Northwestern. 10. Mike Golic (C), Notre Dame. 11. Willie Drewrey (WR/RS), West Virginia. 12. Mark Vonderhaar (OT), Minnesota.

1986

1. Jim Everett (QB), Purdue. 2. Ernest Givins (WR/KR), Louisville. 3. Allen Pinkett (RB), Notre Dame. 4. To Kansas City. 5. Jeff Parks (TE), Auburn. 6. Ray Wallace (RB), Purdue. 7. To L.A. Rams for Drew Hill. 8. Larry Griffin (CB), North Carolina. 9. Bob Sebring (LB), Illinois. 10. Don Sommer (C/G), Texas-El Paso. 11. Mark Cochran (T), Baylor. 12. Chuck Banks (RB), West Virginia Tech.

1987

1a. Alonzo Highsmith (FB), Miami (Fla.). 1b. (choice from L.A. Rams for Jim Everett) Haywood Jeffires (WR), North Carolina State. 2a. To Kansas City. 2b. (choice from Kansas City) Walter Johnson (LB), Louisiana Tech. 3. Cody Carlson (QB), Baylor. 4a. To L.A. Rams for Drew Hill. 4b. (choice from Kansas City) Mark Dushabek (LB), Minnesota. 5a. To Washington for Tony Zendejas. 5b. (choice from L.A. Rams for Jim Everett) Spencer Tillman (RB), Oklahoma. 6a. Al Smith (LB), Utah State. 6b. (choice from Kansas City for Larry Moriarty) Toby Caston (LB), Louisiana State. 7. Robert Banks (DE/LB), Notre Dame. 8. Michel James (WR), Washington State. 9. Wes Neighbors (C), Alabama. 10. Curtis Duncan (WR), Northwestern. 11. John Davis (T/C), Georgia Tech. 12. Ira Valentine (RB), Texas A&M.

1988

1a. (choice from L.A. Rams for Jim Everett) To L.A. Raiders for Sean Jones. 1b. Lorenzo White (RB), Michigan State. 2. (reacquired from L.A. Raiders with Sean Jones) Quintin Jones (CB), Pittsburgh. 3a. To San Diego. 3b. (choice from San Diego) Greg Montgomery (P), Michigan State. 3c. To L.A. Raiders for Sean Jones. 4. To L.A. Raiders for Sean Jones. 5a. (choice from San Diego) Cris Dishman (CB), Purdue. 5b. Chris Verhulst (TE), Chico State. 6. Kurt Crain (LB), Auburn. 7. Tracey Eaton (S), Portland State. 8. David Viaene (C), Minnesota-Duluth. 9. David Spradlin (LB), Texas Christian. 10. Marco Johnson (WR/KR), Hawaii. 11. Jethro Franklin (DE), Fresno State. 12. John Brantley (LB), Georgia.

1989

1. David Williams (T), Florida. 2. Scott Kozak (LB), Oregon. 3. Bubba McDowell (S), Miami (Fla.). 4. Rod Harris (WR/KR), Texas A&M. 5. Glenn Montgomery (NT), Houston. 6. Bo Orlando (CB), West Virginia. 7. Tracy Rogers (LB), Fresno State. 8. Alvoid Mays (CB), West Virginia. 9. Bob Mrosko (TE), Penn State. 10. Tracy Johnson (FB), Clemson. 11. Brian Smider (T), West Virginia. 12. Chuck Hartlieb (QB), Iowa.

1990

1. Lamar Lathon (LB), Houston. 2. Jeff Alm (DT), Notre Dame. 3. Willis Peguese (DE), Miami (Fla.). 4. Eric Still (G/T), Tennessee. 5. Richard Newbill (LB), Miami (Fla.). 6. Tony Jones (WR), Texas. 7. Andy Murray (FB), Kentucky. 8. Brett Tucker (DB), Northern Illinois. 9. Pat Coleman (WR), Mississippi. 10. Dee Thomas (DB), Nicholls State. 11. Joey

Banes (T), Houston. 12. Reggie Slack (QB), Auburn.

1991

1. To New England. 2a. (choice from New England) Mike Dumas (S), Indiana. 2b. (choice from Minnesota through Dallas) Darryll Lewis (CB), Arizona. 2c. John Flannery (C), Syracuse. 3a. Steve Jackson (CB), Purdue. 3b. (choice from Miami) Kevin Donnalley (T), North Carolina. 4a. (choice from New England) David Rocker (DT), Auburn. 4b. Marcus Robertson (CB), Iowa State. 5. Gary Wellman (WR), USC. 6. To Philadelphia. 7. Kyle Freeman (LB), Angelo State. 8. Gary Brown (RB), Penn State. 9. Shawn Jefferson (WR), Central Florida. 10. Curtis Moore (LB), Kansas. 11. James Smith (S), Richmond. 12. Alex Johnson (WR), Miami (Fla.).

1992

1. To San Diego. 2. Eddie Robinson (LB), Alabama St. 3. Corey Harris (WR), Vanderbilt. 4. Mike Mooney (T), Georgia Tech. 5a. Joe Bowden (LB), Oklahoma. 5b. (from New Orleans) Tony Brown (CB), Fresno State. 5c. Tim Roberts (DT), Southern Miss. 6. Mario Bailey (WR), Washington. 7. Elbert Turner (WR), Illinois. 8. Bucky Richardson (QB), Texas A&M. 9. Bernard Dafney (T), Tennessee. 10. Dion Johnson (WR), East Carolina. 11. Anthony Davis (LB), Utah. 12. Joe Wood (PK), Air Force.

1993

1. Brad Hopkins (T), Illinois. 2. Micheal Barrow (LB), Miami (Fla.). 3. To Philadelphia. 4. Travis Hannah (WR), USC. 5. John Henry Mills (TE), Wake Forest. 6. Chuck Bradley (T), Kentucky. 7. Patrick Robinson (WR), Tennessee State. 8. Blaine Bishop (CB), Ball State.

1994

1. Henry Ford (DE), Arkansas. 2. Jeremy Nunley (DE), Alabama. 3. (compensatory selection) Malcolm Scabron (WR), Fresno State. 4a. (choice from Minnesota for Warren Moon) Mike Davis (CB), Cincinnati. 4b. Sean Jackson (RB), Florida State. 5a. Roderick Lewis (TE), Arizona. 5b. (compensatory selection) Jim Reid (T), Virginia. 6a. Lee Gissendaner (WR), Northwestern. 6b. (compensatory selection) Barron Wortham (LB), Texas-El Paso. 7. Lemanski Hall (LB), Alabama.

1995

1. Steve McNair (QB), Alcorn State. 2. Anthony Cook (DT/DE), South Carolina State. 3a. Chris Sanders (WR), Ohio State. 3b. (choice from Minnesota for Warren Moon) Rodney Thomas (RB), Texas A&M. 3c. (compensatory selection) Torey Hunter (CB), Washington State. 4. Michael Roan (TE), Wisconsin. 5a. To Washington in Wilber Marshall ruling. 5b. (choice from New England for loss of Tim Roberts) Gary Walker (DT/DE), Auburn. 6. Hicham El-Mashtoub (C), Arizona. 7. C.J. Richardson (S), Miami (Fl.).

DRAFT BY POSITION

Position	No.
Offensive Line	166
Running Back	95
Linebacker	72
Wide Receiver	70
Defensive Back	62
Defensive Line	52
Tight End	35
Quarterback	32
Kicker	6
Punter	4



Oilers Owner/President K.S. "Bud" Adams, Jr. along with Head Coach Jeff Fisher, welcomes '95 first-round draft choice QB Steve McNair at a draft-day press conference in Houston.

PRODUCING THE OILERS

***Colleges and universities which have produced Oiler players,
1960-1994***

Abilene Christian 1, Alabama 7, Alabama A&M 1, Alabama State 3, Alcorn A&M 3, Alcorn State 3, Angelo State 1, Arizona 4, Arizona State 8, Arkansas 6, Arkansas A&M 1, Arkansas AM&N 1, Arkansas State 1, Auburn 8, Austin College 1, Austin Peay 1, Bakersfield J.C. 1, Ball State 3, Baylor 13, Bethune-Cookman 4, Bishop College 1, Boston College 2, Bowling Green 2, Brigham Young 5, C.W. Post 1, Cal-Berkeley 4, Cal-Davis 2, Cal-Lutheran 1, Cal State-Long Beach 2, Cameron State 1, Central Florida 1, Chico State 1, Cincinnati 3, Citadel 1, Clemson 7, Colgate 1, Colorado 5, Colorado State 4, Columbia 1, Delaware 1, Delaware Valley 1, Delta State 1, Doane (Neb.) 1, Drake 1, Duke 1, East Carolina 1, Eastern Michigan 1, East Texas State 1, Eastern Illinois 1, Eastern New Mexico 1, Eastern Washington 1, Florida 8, Florida A&M 1, Florida State 5, Fresno State 3, Georgia 4, Georgia Tech 4, Grambling 8, Grand Valley State 1, Hamline 1, Hawaii 4, Heidelberg 1, Hillsdale 1, Houston 19, Howard Payne 5, Huston-Tillotson 1, Idaho 3, Idaho State 1, Illinois 7, Indiana 1, Indiana (Pa.) 1, Iowa State 7, J.C. Smith 3, Jackson State 7, Jacksonville State 1, Kansas 4, Kansas State 4, Kent State 1, Kentucky 5, Kentucky State 2, Lafayette 1, Lamar 3, Lamar Tech 4, Langston 1, Lenoir-Rhyne 1, Lincoln 2, Livingston 1, Louisiana State 6, Louisiana Tech 2, Louisville 2, Maryland 4, Maryland State 1, McMurray 1, McNeese State 3, Memphis State 2, Miami 8, Miami-Ohio 2, Michigan 7, Michigan State 7, Minnesota 3, Mississippi 4, Mississippi Southern 1, Mississippi State 6, Mississippi Valley 1, Missouri 4, Montana 2, Montclair State 1, Morgan State 4, Morris Brown 2, Murray State 1, Nebraska 9, Nebraska-Omaha 1, Nevada-Las Vegas 2, Nevada-Reno 2, New Mexico 3, New Mexico Highlands 3, New Mexico State 5, Nicholls State 3, Norfolk State 1, North Carolina 5, North Carolina A&T 1, North Carolina Central 1, North Carolina State 3, North Central State 1, North Park 1, North Texas State 4, Northeastern 1, Northeast Louisiana 2, Northern Michigan 1, Northwest Louisiana 6, Northwest Oklahoma 1, Northwestern 5, Notre Dame 14, Occidental 1, Ohio 1, Ohio State 5, Oklahoma 9, Oklahoma State 8, Oregon 2, Oregon State 1, Palomar J.C. 1, Pennsylvania 1, Penn State 8, Pittsburgh 6, Portland State 4, Prairie View 5, Presbyterian (SC) 1, Purdue 11, Rice 4, Ripon 1, Sam Houston State 3, San Diego State 3, San Francisco 1, San Jose State 2, Santa Clara 1, Southern 10, Southern Methodist 5, South Carolina 3, South Dakota State 1, Southern Illinois 2, Southern Mississippi 5, Southeastern Louisiana 1, Southeast Missouri 1, Southwest Missouri State 1, Southwest Texas State 1, Stanford 5, Stephen F. Austin 6, Syracuse 2, Tampa 1, Temple 1, Tennessee 4, Tennessee State 4, Texas 14, Texas A&I 4, Texas A&M 13, Texas-Arlington 1, Texas Christian 8, Texas-El Paso 1, Texas Southern 14, Texas Tech 8, Toledo 2, Troy State 1, Tulane 3, Tulsa 5, UCLA 6, USC 14, Utah State 6, Vanderbilt 1, Villanova 1, Virginia 3, Wake Forest 2, Washington 5, Washington State 1, Weber State 1, West Texas State 1, West Virginia 6, West Virginia Tech 1, West Virginia Wesleyan 1, Western Illinois 1, Western Kentucky 1, Wichita State 1, Widener 1, Wisconsin 5, Wisconsin-Milwaukee 1, Wylie 1, Wyoming 3

No College 1 (Toni Fritsch)

Defensive Tackle Glenn Montgomery



At University of Houston



With the Oilers

The Top Ten - Houston 19, Notre Dame 14, Texas 14, Texas Southern 14, USC 14, Baylor 13, Texas A&M 13, Purdue 11, Southern 10, Nebraska 9, Oklahoma 9

'95 Houston Oilers

ALL-TIME ROSTER

COACHES

(1960-1995)

BOLD indicates active with Oilers

Armstrong, Neill.....	1962-63	Norris, Rex	1995
Baggett, Charlie.....	1993-94	Novak, Frank.....	1989-94
Baugh, Sammy.....	1964-65	Padilla, Bob.....	1984-85
Beatty, Bruce.....	1973	Palmer, Chris.....	1990-92
Beightol, Larry	1995	Pardee, Jack.....	1990-94
Bettis, Tom.....	1986-87, 93-94	Peccatiello, Larry.....	1972-75
Biles, Ed.....	1974-80, 81-83	Pendergast, Clancy	1995
Boghosian, Sam.....	1974-75	Perry, Rod	1995
Bourgeois, Andy.....	1973-83	Peterson, Bill.....	1972-73
Breaux, Don.....	1972	Petitbon, Richie.....	1974-77
Bugel, Joe.....	1977-80	Phillips, O.A. "Bum".....	1974-80
Bush, Frank.....	1992-94	Phillips, Wade.....	1976-80
Callahan, Ray.....	1981-82	Pitts, Elijah.....	1981-83
Campbell, Hugh.....	1984-85	Polsfoot, Fran.....	1968-71, 75-76
Carpenter, Lew.....	1973-74	Purnell, Russ	1995
Childress, Joe.....	1966-70	Rapp, Vic.....	1983
Conkright, W.F. "Red".....	1963-64	Reese, Floyd.....	1986-89
Coury, Dick	1994-95	Rhorne, Jerry	1995
Dalton, O. Kay.....	1983-84	Rice, George.....	1975-76
Devlin, John.....	1984-85	Roberts, Al.....	1984-85
Devore, Hugh.....	1966-70	Robinson, Wayne.....	1966-67
Dickson, George.....	1971	Ryan, Buddy.....	1993
Dry, E.A.....	1966-70	Rymkus, Lou.....	1960-61, 65
Durden, Earnel.....	1973	Saban, Nick.....	1988-89
Eddy, Jim.....	1990-92	Schlinkman, Walt.....	1960-63, 65-71, 76
Ettinger, John.....	1964	Selcer, Dick.....	1981-82
Faragalli, Joe.....	1985	Sherman, Ray.....	1988-89
Fisher, Jeff	1994-95	Shipp, Ken.....	1977-78
Gaines, Gene.....	1984-85	Shively, Doug.....	1986-89
Galat, Joe.....	1981	Shofner, Jim.....	1981-82
Gambold, Bob.....	1978-82	Sidwell, Steve	1995
Gilbride, Kevin.....	1989-94	Simpson, Jackie.....	1972
Gillman, Sid.....	1973-74	Smith, Jerry.....	1972
Glanville, Jerry.....	1984-89	Smith, Richard.....	1988-92
Helton, Kim.....	1987-89	Smith, Sherman	1995
Henning, Dan.....	1972	Speedie, Mac.....	1960-61
Hill, King.....	1971-80	Spencer, Joe.....	1961-65
Houston, Ken.....	1982-85	Stanley, Jim.....	1990-94
Huff, Gary.....	1986	Staub, Ralph.....	1982-83
Hughes, Ed.....	1971	Steber, John.....	1964
Ivy, Frank "Pop".....	1962-63	Steckel, Les	1995
Jackson, Milt.....	1986-88	Studley, Chuck.....	1983
Jamieson, Dick.....	1986-87	Taylor, Hugh "Bones".....	1964-65
Jones, June.....	1987-88	Thomas, Pat.....	1990-92
Jones, Ronnie.....	1993	Wallner, Fred.....	1960-61
Lemm, Wally.....	1960-61, 66-70	Walsh, Bill.....	1983-86
Lemmerman, Bruce.....	1984-85	Watterson, Steve	1988-95
Madro, Joe.....	1972-74	Williams, Gregg	1993-95
McCalmon, Miller.....	1986-87	Woolley, Joe.....	1973-75
McCullough, Ken.....	1976	Young, Bob.....	1990-94
McFadin, "Bud" Lewis.....	1966-70	Young, John Paul.....	1978-80
Miller, Burnie.....	1971-73	Yowarsky, Walt.....	1971
Munchak, Mike	1995	Zwahlen, Ernie.....	1971
Nolan, Dick.....	1981		

IN MEMORIAM



BOB YOUNG
September 3, 1942
June 17, 1995



TOM WILLIAMS
April 11, 1927
June 11, 1995

PLAYERS

(1960-1994)

BOLD indicates active with Oilers

*Played in 1987 replacement games only

A

Abraham, Robert [LB], N.C. State.....	82-87
Akiu, Mike [WR], Hawaii.....	85-86
Aldridge, Allen [DE], Prairie View.....	71-72
Aldridge, Melvin [S], Murray State.....	93
Alexander, Willie [CB], Alcorn A&M.....	71-79
Allen, Dalva [DE], Houston.....	60-61
Allen, Gary [RB], Hawaii.....	82
Allen Geo. [DT], W. Texas State.....	66-67
Allen, Patrick [CB], Utah State.....	85-90
Alm, Jeff [DT], Notre Dame.....	90-93
Alston, Mack [TE], Maryland State.....	73-76
Amundson, Geo. [RB], Iowa State.....	73-74
Anderson, Billy [WB], Tulsa.....	67
Anderson, Herbie [CB], Texas A&I.....	91
Anderson, Warren [WR], W. Virginia.....	78
Appleton, Scott [DT], Texas-Austin.....	64-66
Armstrong, Adger [RB], Texas A&M.....	80-82
Arnold, Walt [TE], New Mexico.....	82-83
Atchason, Jack [TE], W. Illinois.....	60
Atkins, Bob [S], Grambling.....	70-75
Autry, Hank [C], So. Mississippi.....	69-70
Avery, Steve [FB], No. Michigan.....	89

B

Babb, Gene [LB], Austin College.....	62-63
Bailey, Harold [WR], Oklahoma St.....	81-83
Bailey, Mario [WR], Washington.....	92
Baker, Ed [QB], Lafayette.....	72
Baker, Jesse [DE], Jacksonville St.(AL).....	79-87
Baker, Johnny [LB], Mississippi St.....	63-66
Baker, Melvin [WR], Texas Southern.....	72
Banfield, Tony [CB], Oklahoma St.....	60-65
Banks, Chuck [FB], W. Virginia Tech.....	86
Banks, Robert [DE], Notre Dame.....	88
Barber, Mike [TE], La. Tech.....	76-81
Barnes, Pete [LB], Southern.....	67-68
Barnes, Tamur [CB], North Texas.....	94
Barron, Michael [LB], Miami (FL).....	93-94
Bass, Glen [WR], East Carolina.....	67-68
Baumgartner, S. [DE], Purdue.....	77-79
Beathard, Pete [QB], USC.....	67-69
Beams, Byron [DT], Notre Dame.....	61
Beck, Braden [K], Stanford.....	71
Beirne, Jim [WR], Purdue.....	68-73, 75-76
Bell, Billy [CB], Lamar.....	89
Belotti, George [C], USC.....	60-61
Benson, Duane [LB], Hamline.....	74-76
Bergey, Bruce [DT], UCLA.....	71
Bethea, Elvin [DE], N. Carolina A&T.....	68-83
Beverly, David [P], Auburn.....	74
Billingsley, Ron [DT], Wyoming.....	71-72
Bingham, Gregg [LB], Purdue.....	73-84
Birdsong, Craig [S], N. Texas State.....	87
Bishop, Blaine [S], Ball State.....	93-94
Bishop, Sonny [G], Fresno State.....	64-69
Blahak, Joe [S], Nebraska.....	73
Blanda, George [QB], Kentucky.....	60-66
Blanks, Sid [RB], Texas A&I.....	64-68
Bostic, Keith [S], Michigan.....	83-88
Botchan, Ron [LB], Occidental.....	61
Boucher, Scott [G], N.E. Louisiana*.....	87
Bourden, Joe [LB], Oklahoma*.....	92-94
Boyette, Garland [LB], Grambling.....	66-72
Brabham, Danny [LB], Arkansas.....	63-67
Bradshaw, Craig [QB], Utah State.....	80
Brantley, John [LB], Georgia.....	89
Brazile, Robert [LB], Jackson State.....	75-84
Brezina, Bobby [RB], Houston.....	63
Briehl, Tom [LB], Stanford.....	85-87
Broadnax, Jerry [TE], Southern.....	74
Brooks, Billy [WR], Oklahoma.....	81
Brooks, Leo [DT], Texas-Austin.....	70-72
Brown, Don [RB], Houston.....	60
Brown, Gary [RB], Penn State.....	91-94
Brown, Reggie [WR], Alabama St.....	93-94
Brown, Sonny [S], Oklahoma.....	87
Brown, Steve [CB], Oregon.....	83-90
Brown, Tony [CB], Fresno State.....	92-93
Bryant, Domingo [S], Texas A&M.....	87-88

Bryant, Steve [WR], Purdue.....	82-84
Burke, Ed [G], Notre Dame.....	64
Burrell, Ode [RB], Mississippi St.....	64-69
Burrough, Ken [WR], Texas Southern.....	71-81
Burton, Al [DE], Bethune-Cookman.....	76
Bush, Frank [LB], N.C. State.....	85-86
Butler, Jim [TE], Tulsa.....	72
Butler, Skip [K], Texas-Arlington.....	72-77
Byrd, Richard [DT], So. Mississippi.....	85-89

C

Caldwell, Bryan [DE], Arizona State.....	84
Camarillo, Rich [P], Washington.....	94
Campbell, Earl [RB], Texas.....	78-84
Campbell, Woody [RB], Northwestern.....	67-71
Cannon, Billy [RB], Louisiana State.....	60-63



RB Billy Cannon

Carlson, Cody [QB], Baylor.....	87-94
Carpenter, Rob [RB], Miami (OH).....	77-81
Carr, Levert [T], No. Central State.....	72-73
Carrell, John [LB], Texas Tech.....	66
Carrington, Ed [TE], Virginia.....	69
Carroll, Ronnie [G/DT], Sam Houston State.....	74-75
Carson, John [TE], Georgia.....	60
Carter, David [C], W. Kentucky.....	77-84
Carter, Pat [TE], Florida State.....	94
Carwell, Larry [CB], Iowa State.....	67-68
Casper, Dave [TE], Notre Dame.....	80-83
Caster, Rich [WR], Jackson State.....	78-80
Caston, Toby [LB], Louisiana State.....	87-88
Caveness, Ron [LB], Arkansas.....	66-68
Chancellor, Ken [C], Houston.....	64
Charles, John [S], Purdue.....	71-74
Cheek, Richard [G], Auburn.....	72
Cheeks, B.W. [RB], Texas Southern.....	65
Childress, Ray [DT], Texas A&M.....	85-94
Cindrich, Ralph [LB], Pittsburgh.....	73-75
Clark, Boobie [RB], Bethune-Cookman.....	79-80
Cline, Doug [LB], Clemson.....	60-66
Clinton, Charles [CB], San Jose State*.....	87
Cobble, Eric [RB], S.W. Texas St*.....	87
Cochrane, Kelly [QB], Miami (FL).....	72
Cole, Linzy [WR], Texas Christian.....	71
Coleman, Pat [WR], Mississippi.....	90-94
Coleman, Ronnie [RB], Alabama A&M.....	74-81
Compton, Dick [WR], McMurray.....	65
Cooks, Rayford [DE], No. Texas State*.....	87
Cooper, Joe [K], Cal-Berkeley.....	84
Corker, John [LB], Oklahoma State.....	80-82
Cotney, Mark [S], Cameron State.....	75
Cowlings, Al [LB], USC.....	73-74
Craft, Donnie [RB], Louisville.....	82-83
Craig, Dobie [WR], Howard Payne.....	64
Croyle, Phil [LB], Cal-Berkeley.....	71-73

Culp, Curley [DT], Arizona State.....	74-80
Culpepper, Ed [DT], Alabama.....	62-63
Cunningham, Dick [LB], Arkansas.....	73
Currier, Bill [DB], South Carolina.....	77-79
Curry, Bill [C], Georgia Tech.....	73
Cutsinger, Gary [DE], Oklahoma St.....	62-68

D

Darby, Al [WR], Florida.....	76
Darrington, Chris [WR], Weber State*.....	87
Daum, Mitch [TE], Wyoming.....	87
Davidson, Greg [C], No. Texas.....	80-82
<i>Davidson, Kenny [DE], LSU.....</i>	<i>94</i>
Davidson, Pete [WR], Citadel.....	60
Davis, Bob [QB], Virginia.....	67-69
Davis, Bruce [T], UCLA.....	87-89
Davis, Donnie [TE], Southern.....	70
Davis, John [G/C], Georgia Tech.....	87-88
Davis, Marvin [LB], Southern.....	74
Davis, Mike [CB], Cincinnati.....	94
Dawkins, Joe [RB], Wisconsin.....	70-71, 76
Dawson, Doug [G], Texas.....	90-93
Dawson, Rhett [WR], Florida State.....	72
Dean, Jimmy [DE], Texas A&M.....	78
<i>Del Greco, Al [K], Auburn.....</i>	<i>91-94</i>
Dempsey, Tom [K], Palomar, J.C.....	77
Dewseall, Willard [TE], SMU.....	61-64
Dickenson, Bo [RB], Miss. Southern.....	63
Dickey, Lynn [QB], Kansas State.....	71-75
Dietrich, John [K], Ball State*.....	87
Dirden, Johnnie [WR], Sam Houston.....	78
<i>Dishman, Cris [CB], Purdue.....</i>	<i>88-94</i>
Dixon, Joe [DT], Tulsa.....	87
Dodge, Kirk [LB], Nevada-Las Vegas.....	86
Donaldson, Jeff [S], Colorado.....	84-89
Domres, Tom [DT], Wisconsin.....	68-71
<i>Donnalley, Kevin [T].....</i>	<i>91-94</i>

No. Carolina

Dorris, Andy [DE], New Mexico St.....	77-81
Douglas, John [CB], Texas Southern.....	69-70
Dressel, Chris [TE], Stanford.....	83-86
Drewrey, Willie [WR], W. Virginia.....	85-88, 93
Drungo, Elbert [T], Tennessee St.....	69-77
Dukes, Mike [LB], Clemson.....	60-63
Dumas, Mike [S], Indiana.....	91-93
Duncan, Brian [RB], SMU.....	78
Duncan, Curtis [WR], Northwestern.....	87-93
Duniven, Tom [QB], Texas Tech.....	77-78

E

Eaglin, Larry [CB], S.F. Austin.....	73
Eason, Bo [S], Cal-Davis.....	84-87
Eaton, Tracey [S], Portland St.....	88-89
Eccles, Scott [TE], E. New Mexico*.....	87
Edwards, Emmett [WR], Kansas.....	75
Edwards, Stan [RB], Michigan.....	82-86
Elkins, Lawrence [WR], Baylor.....	65-68
Elkins, Mike [QB], Wake Forest.....	92
Ellender, Richard [WR], McNeese State.....	79
Evans, Robert [E], Texas A&M.....	65



K Toni Fritsch

Evans, Norman [T], Texas Christian.....	65
Eyre, Nick [T], BYU.....	81

F

Fairley, Leonard [S], Alcorn A&M.....	74
Fairs, Eric [LB], Memphis State.....	86-91
Farr, Miller [CB], Wichita State.....	67-69
<i>Faryniarz, Brett [LB], San Diego St.....</i>	<i>94</i>
Faulkner, Stanley [T], Texas.....	64
Fanning, Stan [DE], Idaho.....	68
Fanucci, Mike [DE], Arizona State.....	73
Ferguson, Gene [T], Norfolk State.....	71-72
Fields, Angelo [T], Michigan State.....	80-81
Fisher, Ed [G], Arizona State.....	74-82
<i>Flannery, John [G/C], Syracuse.....</i>	<i>91-94</i>
Floyd, Don [DE], Texas Christian.....	60-68
Foot, James [QB], Delaware Valley.....	74, 76
Ford, Bernard [WR], Central Florida.....	90
<i>Ford, Henry [DE], Arkansas.....</i>	<i>94</i>
Foster, Eddie [WR], Houston.....	77-78
Foster, Jerome [DE], Ohio State.....	83-84
Fowler, Jerry [G], N.W. Louisiana.....	64
Fox, Scott [LB], Austin Peay*.....	87
France, Doug [T], Ohio State.....	83-84
Franklin, Jerrell [G], Southern*.....	87
Frazier, Charles [WR], Texas Sou.....	62-68
Frazier, Wayne [C], Auburn.....	65
Frazier, Willie [TE],	
Arkansas A&M.....	64-65, 71, 75
Freelon, Solomon [G], Grambling.....	72-74
Frey, Dick [G], Texas A&M.....	61
Fritsch, Toni [K], None.....	77-81
Frongillo, John [C], Baylor.....	62-66
Fuller, William [DE], No. Carolina.....	86-93
Funchess, Tom [T], Jackson State.....	71-73

G

Garcia, Teddy [K], N.E. Louisiana.....	90
Garrison, Gary [WR], San Diego State.....	77
Gehring, Mark [TE], E. Washington*.....	87
Gerela, Roy [K], New Mexico State.....	69-70
Germany, Willie [S], Morgan State.....	75
Giles, Jimmie [TE], Alcorn Univ.....	77
Givins, Ernest [WR], Louisville.....	86-94
Glick, Freddy [S], Colorado State.....	61-66
Golic, Mike [DT], Notre Dame.....	85-87
Goode, Tom [C], Mississippi State.....	62-65
Goodman, Brian [G], UCLA.....	73-74
Gordon, Bobby [S], Tennessee.....	60
Gossett, Jeff [P], E. Illinois.....	87
Graf, Rick [LB], Wisconsin.....	91-92
Granger, Hoyle [RB], Miss. St.....	66-70, 72
Grant, Ken [G], Howard Payne.....	70
Gray, Jerry [CB], Texas.....	92
Gray, Leon [OT], Jackson State.....	79-81
Greaves, Gary [DE], Miami (FL).....	60
Green, Dave [P], Ohio.....	73
Gresham, Bob [RB], W. Virginia.....	73-74
Griffin, Larry [DB], No. Carolina.....	86
Grimsley, John [LB], Kentucky.....	84-90
Groman, Bill [WR], Heidelberg.....	60-62, 66
Groth, Jeff [WR], Bowling Green.....	79-80
Gruneisen, Sam [C], Villanova.....	73
Guy, Buzz [G], Duke.....	61
Guidry, Paul [LB], McNeese State.....	73
Guzik, John [LB], Pittsburgh.....	61

H

Hadl, John [QB], Kansas.....	76-77
Hagwood, Rickey [DE], So. Carolina*.....	87
Haik, Mac [WR], Mississippi.....	68-71
Hall, Ken [RB], Texas A&M.....	60-61
<i>Hall, Lemanski [LB], Alabama.....</i>	<i>94</i>
Hamm, Bob [DE], Nevada Reno.....	83-84
<i>Hannab, Travis [WR], USC.....</i>	<i>93-94</i>
Hardeman, Don [RB], Texas A&I.....	75-77
Harris, Corey [WR], Vanderbilt.....	92
Harris, Larry [G], Oklahoma State.....	78
Harris, Leonard [WR], Texas Tech.....	87-93
Hartwig, Carter [DB], USC.....	79-84
Harvey, Claude [LB], Prairie View.....	70-71
Harvey, Jim [G], Mississippi.....	72
Hatchett, Derrick [CB], Texas.....	83
Havig, Dennis [G], Colorado.....	76
Hawkins, Nat [WR], Nevada-Las Vegas.....	75
Hayes, Jim [DT], Jackson State.....	65-66
Hayman, Conway [G], Delaware.....	75-80
Haymond, Alvin [S], Southern.....	73
Hellums, Jerry [DT], Tulane.....	60
Henderson, Thomas [LB], Langston.....	80
Hennigan, Charles [WR], N.W. La.....	60-66

Herchman, Bill [DT], Texas Tech.....	62
Hicks, W.K. [CB], Texas Southern.....	64-69
Highsmith, Alonzo [FB], Miami (FL)	87-89
Highsmith, Walter [T], Florida A&M.....	72
Hill, Drew [WR], Georgia Tech.....	85-91
Hill, Greg [CB], Oklahoma State.....	83
Hill, Kent [G], Georgia Tech.....	86-87
Hines, Glen Ray [T], Arkansas.....	66-70



WR/KR Billy "White Shoes" Johnson

Hinton, Eddie [WR], Oklahoma.....	73
Hoage, Terry [S], Georgia.....	93
Hoaglin, Fred [C], Pittsburgh.....	74-75
Hoffman, Dalton [RB], Baylor.....	64
Holigan, Henry [RB], Bishop College.....	63
Holmes, Pat [DE], Texas Tech.....	66-72
Holmes, Robert [RB], Southern.....	71, 75
Holston, Mike [WR], Morgan State.....	81-84
Hopkins, Andy [RB], S.F. Austin.....	71
<i>Hopkins, Brad [T], Illinois.....</i>	<i>93-94</i>
Hopkins, Roy [RB], Texas Southern.....	67-71
Houston, Ken [S], Prairie View.....	67-72
Howell, Pat [G], USC.....	83-85
Howfield, Ian [K], Tennessee.....	91
Humphrey, Buddy [QB], Baylor.....	66
Hunt, Calvin [C], Baylor.....	72-73
Hunt, Daryl [LB], Oklahoma.....	79-84
Hunt, Kevin [T], Doane (NE).....	73-77
Hunter, Herman [RB], Tennessee St.....	87
Husmann, Ed [DT], Nebraska.....	61-65

J	
Jackson, Andrew [RB], Iowa State.....	87
Jackson, Bob [RB], New Mexico State.....	64
Jackson, Kenny [WR], Penn State.....	89
<i>Jackson, Sean [RB], Florida State.....</i>	<i>94</i>
<i>Jackson, Steve [CB], Purdue.....</i>	<i>91-94</i>
Jacobs, Ray [DT], Howard Payne.....	63
James, Arrike [TE], Delta State.....	87
James, John [P], Florida.....	82-84
Jamison, Al [T], Colgate.....	60-62
Jancik, Bobby [S], Lamar Tech.....	62-67
Jaquess, Pete [CB], New Mexico.....	64-65
Jefferson, Charles [DB], McNeese St.....	79-80
Jefferson, Thad [LB], Hawaii.....	87
<i>Jeffries, Haywood [WR], N.C. State.....</i>	<i>87-94</i>
Jenkins, Al [G], Morris Brown.....	73
Johns, Pete [S], Tulane.....	67-69
Johnson, Al [S], Cincinnati.....	72-78
Johnson, Alex [WR], Miami (FL).....	91
Johnson, Benny [CB], J.C. Smith.....	70-73
Johnson, Billy [WR/KR], Widener.....	74-80
Johnson, Byron [LB], Baylor.....	87
Johnson, Charley [QB], New Mex. St.....	70-71
Johnson, Ezra [DE], Morris Brown.....	90-91
Johnson, John H. [RB], Arizona State.....	66
Johnson, Kenny [S], Mississippi St.....	86-89
Johnson, Lee [P], BYU.....	85-87
Johnson, Mike [DE], Illinois.....	84-85
Johnson, Rich [RB], Illinois.....	69
Johnson, Richard [CB], Wisconsin.....	85-92
Johnson, Tracy [FB], Clemson.....	89
Johnson, Walter [LB], La. Tech.....	87-88

Johnston, Mark [CB], Northwestern.....	60-63
Joiner, Charlie [WR], Grambling.....	69-72
Joiner, Tim [LB], LSU.....	83-84
Jolley, Lewis [RB], No. Carolina.....	72-73
Jones, Gene [CB], Rice.....	61
Jones, Harris [G], J.C. Smith.....	73-74
Jones, Quintin [S], Pittsburgh.....	89-90
Jones, Sean [DE], Northeastern.....	88-93
Jones, Spike [P], Georgia.....	70
Jones, Tony [WR], Texas.....	90-91, 93
Jones, Victor [RB], LSU.....	90-91
Jones, Willie [DE], Kansas State.....	67
Joyner, Larry [S], Minnesota.....	87
Joyner, Willie [RB], Maryland.....	84

K

Kafentzis, Kurt [S], Hawaii.....	87
Kay, Bill [CB], Purdue.....	81-83
Kellemeyer, Doug [G], BYU.....	87
Kelley, Mike [C/G], Notre Dame.....	85-87
Kelly, Bob [DT], New Mexico State.....	61-63
Kempf, Florian [K], Pennsylvania.....	82-84
Kendall, Chuck [S], UCLA.....	60
Kennard, Ken [DE], Angelo State.....	77-83
Kennedy, Mike [DB], Toledo.....	84
Kerbow, Randy [WR], Rice.....	63-64
Kidd, Billy [C], Houston.....	87
Kinard, Terry [S], Clemson.....	90
Kinderman, Keith [RB], Florida St.....	63, 65
Kiner, Steve [LB], Tennessee.....	74-78
King, Claude [RB], Houston.....	61
King, Kenny [RB], Oklahoma.....	79
Kinney, George [DE], Wylie.....	65
Kirk, Ernest [DE], Howard Payne.....	77
Klotz, Jack [T], Penn State.....	64
Knight, Leander [S], Montclair State.....	90
Knoff, Kurt [DB], Kansas.....	77-78
Koncar, Mark [T], Colorado.....	82
Kozak, Scott [LB], Oregon.....	89-93
Kush, Rod [S], Nebraska-Omaha.....	85-86

L

Ladd, Ernie [DT], Grambling.....	66
Lanphear, Dan [DE], Wisconsin.....	60, 62
Laraway, Jack [LB], Purdue.....	61
Larkin, Eric [T], Miami (FL).....	87
Lathon, Lamar [LB], Houston.....	90-94
Lee, Jackey [QB], Cincinnati.....	60-63, 66-67
Ledbetter, Monte [WR], N.W. La.....	67
LeMoine, Jim [G], Utah State.....	68-69
LeVias, Jerry [WR], SMU.....	69-70
<i>Lewis, Darryl [CB], Arizona.....</i>	<i>91-94</i>
Lewis, Jess [LB], Oregon State.....	70
Lewis, Richard [LB], Portland State.....	72
<i>Lewis, Roderick [TE], Arizona.....</i>	<i>94</i>
Little, John [DT], Oklahoma State.....	75-76
Lou, Ron [C], Arizona State.....	72-73, 76
Loveall, Calvin [CB], Idaho.....	88
Luck, Oliver [QB], W. Virginia.....	82-86
Lumpkin, Ron [CB], Arizona State.....	75
Lyday, Allen [S], Nebraska.....	84-87
Lyles, Robert [LB], TCU.....	84-90

M

Madsen, Lynn [DE], Washington.....	86
Maggs, Don [T/G], Tulane.....	86-92
Majors, Joe [DB], Florida State.....	60
Manning, Archie [QB], Mississippi.....	82-83
Maples, Bobby [C], Baylor.....	65-70
Marcol, Chester [K], Hillsdale.....	80
Marcontell, Ed [G], Lamar Tech.....	67
Marshall, Rich [DT], S.F. Austin.....	67-68
Marshall, Wilber [LB], Florida.....	93
Martin, Charles [DT], Livingston.....	87
Martin, Emanuel [CB], Alabama State.....	93
Maston, Le'Shai [RB], Baylor.....	93-94
<i>Matthews, Bruce [G/C], USC.....</i>	<i>83-94</i>
Matuszak, John [DT], Tampa.....	73
Mauck, Carl [C], Southern Illinois.....	75-81
Maxwell, Tommy [S], Texas A&M.....	74
Mayes, Ben [DT], Drake.....	69
Mayo, Ron [TE], Morgan State.....	73
Mays, Damon [WR], Missouri.....	92-93
McCanless, Jim [G], Clemson.....	60
McCants, Keith [DE], Alabama.....	93-94
McCloskey, Mike [TE], Penn State.....	83-85
McCollum, Bubba [DT], Kentucky.....	74
McConnell, Brian [LB], Michigan.....	73
McDaniel, Wahoo [LB], Oklahoma.....	60
McDole, Ron [DE], Nebraska.....	62

McDonald, Keith [WR], San Jose St.*.....87	Pritchard, Ron [LB], Arizona State.....69-72
McDowell, Bubba [S], Miami (FL).....89-94	Q
McFadin, Bud [DT], Texas Austin.....64-65	Queen, Jeff [TE], Morgan State.....74
McLeod, Bob [TE], Abilene Christian.....61-65	Quinn, Steve [C], Notre Dame.....68
McMillian, Audrey [CB], Houston.....85-87	R
McNair, Todd [RB], Temple.....94	Randall, Tom [G], Iowa State.....79
McNeil, Gerald [WR], Baylor.....90	Randle, Tate [DB], Texas Tech.....82
McNeil, Clifton [WR], Grambling.....73	Ransom, Brain [QB], Tenn. State.....83-84
McPherson, Don [QB], Syracuse.....90	Reaves, John [QB], Florida.....81
Meadows, Darryl [DB], Toledo.....83-84	Reed, Alvin [TE], Prairie View.....67-72
Meads, Johnny [LB], Nicholls State.....84-92	Reed, Leo [G], Colorado State.....61
Meredith, Dudley [DT], Lamar Tech.....63, 68	Regner, Tom [G], Notre Dame.....67-72
Merkens, Guido [DB/WR], Sam Hou.....78-80	Reid, Jim [T], Virginia.....94
Meyer, John [LB], Notre Dame.....66-67	Reihner, Geo. [G], Penn State.....77-80, 82
Michael, Rich [T], Ohio State.....60-66	Reinfeldt, Mike [S], Wis.-Milwaukee.....76-83
Mikolas, Doug [NT], Portland State.....88	Renfro, Mike [WR], TCU.....78-83
Miller, Bill [DT], N. Mexico Highlands.....62	Rhome, Jerry [QB], Tulsa.....70
Miller, Clay [T], Michigan*.....87	Rice, Andy [DT], Texas Southern.....67
Miller, Ralph [G], Alabama State.....72-73	Rice, Floyd [LB], Alcorn A&M.....71-73
Mills, John Henry [TE].....93-94	Rice, George [DT], Louisiana State.....66-70
Wake Forest.....93-94	Richardson, Bucky [QB].....92-94
Milstead, Charles [QB], Texas A&M.....60-61	Texas A&M.....92-94
Miotke, Frank [WR], Grand Valley St.....91	Richardson, Mike [RB], SMU.....69-71
Mitchell, Leroy [CB], Texas Sou.....69-70	Rieves, Charles [LB], Houston.....64
Montgomery, Glenn [DT].....89-94	Riley, Avon [LB], UCLA.....81-86
Houston.....89-94	Roaches, Carl [KR], Texas A&M.....80-84
Montgomery, Greg [P], Michigan St.....88-93	Roberts, Guy [LB], Maryland.....72-75
Montgomery, Mike [WR], Kansas St.....74	Roberts, Tim [DT], So. Mississippi.....92-94
Moon, Warren [QB], Washington.....84-93	Robertson, Bob [T], Illinois.....68
Moore, Ricky [FB], Alabama*.....87	Robertson, Marcus [S], Iowa St.....91-94
Moore, Zeke [CB], Lincoln.....67-77	Robinson, Eddie [LB], Alabama St.....92-94
Moran, Eric [T], Washington.....84-86	Robinson, Paul [RB], Arizona.....72-73
Morgan, Karl [DT], UCLA.....86	Rodgers, Willie [RB], Kentucky St.....72-75
Moriarty, Larry [FB], Notre Dame.....83-86	Romano, Jim [C], Penn State.....84-86
Moroski, Mike [QB], Cal-Davis.....85	Rossovich, Tim [LB], USC.....76
Morris, Dennit [LB], Oklahoma.....60-61	Rozier, Mike [RB], Nebraska.....85-90
Morrison, Ron [T], New Mexico.....60	Rucker, Conrad [TE], Southern.....78-79
Moseley, Mark [K], S.E. Austin.....71-72	Rudolph, Council [DE], Kentucky St.....72
Mrosko, Bob [TE], Penn State.....89	Rushing, Marion [LB], So. Illinois.....68
Mullins, Eric [WR], Stanford.....84-85	S
Munchak, Mike [G], Penn State.....82-93	Salem, Harvey [T], Cal-Berkeley.....83-86
Murdock, Guy [C], Michigan.....72	Sampson, Greg [T], Stanford.....72-78
Murphy, Mike [LB], S.W. Mo. State.....79	Saul, Ron [G], Michigan State.....70-75
Musgrove, Spain [T], Utah State.....70	Sawyer, John [TE], So. Mississippi.....75-76
N	Schmidt, Bob [C], Minnesota.....61-63
Naponie, Bob [QB], Illinois.....70	Schuhmacher, John [G], USC.....78-85
Neil, Kenny [DE], Iowa State*.....87	Schultz, Bill [G], USC.....94
Nelson, Benny [S], Alabama.....64	Seabron, Malcolm [WR], Fresno St.....94
Nery, Ron [DE], Kansas State.....63	Seale, Eugene [LB], Lamar.....87-92
Newsome, Tony [CB], S.E. Austin.....87	Sevenson, Jeff [S], Cal. St.-Long Beach.....73-74
Nicholson, Oliver [LB], Texas So.....75	Shirkey, George [DT], S.E. Austin.....60-61
Nielsen, Gifford [QB], BYU.....78-83	Simerson, John [G], Purdue.....60
Nix, Kent [QB], Texas Christian.....72	Simonsen, Todd [T], So. Dakota State.....76
Norgard, Erik [C], Colorado.....90-94	
Norton, Jim [S], Idaho.....60-68	
Nunley, Jeremy [DE], Alabama.....94	

O
Odom, Sammy [LB], N.W. Louisiana.....64
Olerich, Dave [LB], San Francisco.....71
Oliver, Hubert [FB], Arizona.....86
Onesti, Larry [LB], Northwestern.....62-65
Orlando, Bo [S], West Virginia.....90-94
Otto, Bob [DE], Idaho State*.....87
Owens, Joe [DE], Alcorn State.....76

P
Parker, Willie [DT], Arkansas AM&N.....67-70
Parks, Billy [WR], Cal St.-Long Beach.....73-75
Parks, Dave [WR], Texas Tech.....73
Parks, Jeff [TE], Auburn.....86-87
Parrish, Bernie [CB], Florida.....66
Parsley, Cliff [P], Oklahoma State.....77-82
Pastorini, Dan [QB], Santa Clara.....71-79
Peacock, Johnny [S], Houston.....69-70
Pease, Brent [QB], Montana.....87-88
Peguese, Willis [DE], Miami (FL).....90-92
Pennison, Jay [C], Nicholls State.....86-90
Perkins, Willis [G], Texas Sou.....61, 63
Perry, Vernon [S], Jackson State.....79-82
Perlo, Phil [G], Maryland.....60
Petersmark, Brett [C], E. Michigan*.....87
Petyjohn, Barry [T], Pittsburgh.....87
Phillips, Wes [T], Lenoir Rhyne.....79
Pinkett, Allen [RB], Notre Dame.....86-91
Pitts, Hugh [C], Texas Christian.....60
Poole, Bob [TE], Clemson.....66-67
Poole, Larry [RB], Kent State.....78
Post, Dickie [RB], Houston.....71



QB Dan Pastorini

Skaugstad, Daryle [DT], Cal-Berkeley.....81-82
Slack, Reggie [QB], Auburn.....90-91
Slaughter, Webster [WR].....92-94
San Diego St.....92-94
Sledge, Leroy [RB], Bakersfield J.C.....71
Small, Donovan [S], Minnesota*.....87
Smiley, Tom [RB], Lamar Tech.....70

<i>Smith, Al [LB], Utah State</i>	87-94
Smith, Bob [S], Miami (OH).....	68
Smith, Bubba [DE], Michigan State.....	75-76
Smith, Dave [RB], Ripon.....	60-64
Smith, Dave [WR], Indiana-PA.....	72
Smith, Doug [DT], Auburn.....	85-92
Smith, Larry [LB], Kentucky*.....	87
Smith, Sid [C], USC.....	74
Smith, Tim [WR], Nebraska.....	80-86
Smith, Tody [DE], USC.....	73-76
Sochia, Brian [DT], N.W. Oklahoma.....	83-85
Sowells, Rich [DB], Alcorn State.....	77
Spears, Anthony [DE], Portland State.....	89
Spence, Julian [S], Huston-Tillotson.....	60-61
Spikes, Jack [RB], Texas Christian.....	65
Stabler, Ken [QB], Alabama.....	80-81
Steinfeld, Al [G/T], C.W. Post.....	83
Steinkuhler, Dean [G/T], Nebraska.....	84-91
Stemrick, Greg [CB], Colorado St.....	75-82
Stensrud, Mike [DT], Iowa State.....	79-85
Stith, Carel [DT], Nebraska.....	67-69
Stoepel, Terry [T], Tulsa.....	70
Stone, Donnie [RB], Arkansas.....	66
Stotter, Rich [LB], Houston.....	68
Strahan, Arthur [DE], Texas Southern.....	65
Stringer, Art [LB], Ball State.....	77-81
Stroth, Vince [G], BYU.....	87-88
Studaway, Mark [DE], Tennessee.....	84
Studdard, Les [C], Texas.....	83
Sturm, Jerry [C], Illinois.....	71
Suci, Bob [S], Michigan State.....	62
Suggs, Walt [T], Mississippi State.....	62-71
Sullivan, Kent [P], Cal-Lutheran.....	91, 93
Superick, Steve [P], West Virginia*.....	87
Sutton, Mickey [S], Auburn.....	66
Swatland, Dick [G], Notre Dame.....	68

T

Talamini, Bob [G], Kentucky.....	60-67
Tasker, Steve [WR], Northwestern.....	85-86
Tatum, Jack [DB], Ohio State.....	80
Taylor, Altie [RB], Utah State.....	76
Taylor, Lionel [WR], New Mexico Highlands.....	67-68
Taylor, Malcolm [DE], Tenn. St.....	82-83, 86
Tector, Mike [DE], Michigan.....	93-94
Thomas, Bill [RB], Boston College.....	73
Thomas, Dee [CB], Nicholls State.....	90
Thomas, Earl [WR], Houston.....	76
Thomas, Lee [DE], Jackson State.....	75
<i>Thomas, Stan [T], Texas</i>	93-94
Thomaselli, Rich [RB], West Virginia Wesleyan.....	81-82
Thompson, Emmanuel [CB], Texas A&M.....	87
Thompson, Ted [LB], SMU.....	75-84
Tilleman, Mike [DT], Montana.....	71-72
Tillman, Spencer [RB], Oklahoma.....	87-88, 92-94
Tobin, Bill [RB], Missouri.....	63
Tolar, Charles [RB], N.W. Louisiana.....	60-66
Tolbert, Jim [CB], Lincoln.....	72
Tolliver, Billy Joe [QB], Texas Tech.....	94
Towns, Morris [T], Missouri.....	77-83
Trammell, Allen [S], Florida.....	66
Trask, Orville [DT], Rice.....	60-61
Trull, Don [QB], Baylor.....	64-69
Tullis, Willie [DB], Troy State.....	81-84
Turner, Dwain [DT], Rice*.....	87

U

Underwood, Olen [LB], Texas.....	66-70
Valentine, Ira [RB], Texas A&M.....	87
Vanoy, Vernon [DT], Kansas.....	73
Veasey, Craig [DT], Houston.....	92-93
Verhulst, Chris [TE], Chico State.....	88-89
Viltz, Theo [CB], USC.....	66
Vogel, Paul [LB], South Carolina*.....	87
Voight, Mike [RB], No. Carolina.....	77

W

Wainscott, Lloyd [LB], Texas.....	69-70
Walker, Wayne [K], N.W. Louisiana.....	68
Wallace, Ray [FB], Purdue.....	86-87
Wallner, Fred [G], Notre Dame.....	60
Walls, Herkie [WR], Texas.....	83-84
Walsh, Ward [RB], Colorado.....	71-72
Walters, Joey [WR], Clemson.....	87
Walton, Sam [T], East Texas State.....	71

Washington, Ted [LB], Miss. Valley.....	73-82
Washington, Vic [RB], Wyoming.....	74
Watson, Ed [LB], Grambling.....	69
Webster, George [LB], Michigan St.....	67-72
Wegener, Bucky [DT], Missouri.....	62-63
Weger, Mike [S], Bowling Green.....	76-77
Weir, Sammy [WR], Arkansas State.....	65
<i>Wellman, Gary [WR], USC</i>	91-94
Wells, Robert [T], J.C. Smith.....	72
Wells, Terence [RB], So. Mississippi.....	74
Wharton, Hogan [G], Houston.....	60-63
White, Bob [RB], Ohio State.....	60



T Walt Suggs

White, Jim [DE], Colorado State.....	74-75
White, John [TE], Texas Southern.....	60-61
White, Lorenzo [RB], Michigan State.....	88-94
White, Robert, [CB], Lamar*.....	87
Whitley, Wilson [DT], Houston.....	83
Whittington, C.L. [FS], Prairie View.....	74-78
Wilkerson, Doug [G], N.C. Cent.....	70
<i>Williams, David [T], Florida</i>	89-94
Williams, Doug [T/G], Texas A&M.....	86-88
Williams, Jamie [TE], Nebraska.....	84-88
Williams, Lee [DE], Bethune-Cookman.....	91-93
Williams, Maxie [G], S.E. Louisiana.....	65
Williams, Oliver [WR], Illinois*.....	87
Williams, Ralph [G], Southern.....	82
Williams, Richard [RB], Memphis State.....	84
Williams, Sam [CB], New Mexico Highlands.....	76
<i>Williamson, Lee [QB], Presbyterian (SC)</i>	94
Willis, Fred [RB], Boston College.....	72-77
Wilson, J.C. [DB], Pittsburgh.....	78-83
Wilson, Tim [RB/TE], Maryland.....	77-82
Wisener, Gary [CB], Baylor.....	61
Witcher, Albert [S], Baylor.....	60
Witkowski, John [QB], Columbia.....	86-87
Wittenborn, John [G], S.E. Missouri.....	64-68
Woods, Glenn [DT], Prairie View.....	69
Woods, Robert [WR], Grambling.....	78
Woolfolk, Butch [RB], Michigan.....	85-86
<i>Wortham, Barron [LB], UTEP</i>	94
Wright, Elmo [WR], Houston.....	75
Wyatt, Alvin [CB], Southern.....	73

Y

Yarno, George [C/G], Washington St.....	89
Yeats, James [TE], Florida.....	60
Young, Almon [G], Bethune-Cookman*.....	87
Young, Bob [G], Howard Payne.....	71-80
Young James [DE], Texas Sou.....	77-79

Z

Zaeske, Paul [WR], North Park.....	69-70
Zendejas, Tony [K], Nevada-Reno.....	85-90

'94 Season



1994 GAME SUMMARIES

GAME #1

INDIANAPOLIS 45, HOUSTON 21

INDIANAPOLIS, SEPT. 4—The Oilers were defeated by the Indianapolis Colts, 45-21, in front of 47,372 fans at the RCA Dome in Indianapolis. The scoring began when Colts RB Marshall Faulk capped a seven-play, 47-yard drive late in the first quarter with a 1-yard score for the Colts' first touchdown and a 7-0 lead. On the Oilers' ensuing drive, the club used six plays to move 62 yards before QB Cody Carlson was sacked on a third-down play from the 5-yard line. Carlson fumbled and Colts DE Tony Bennett recovered the ball, returning it 75 yards for a touchdown and an Indianapolis 14-0 lead. After an Oilers punt, the Colts took possession on their 44-yard line and moved 56 yards in eight plays for a QB Jim Harbaugh-to-WR Floyd Turner 4-yard score and a 21-0 Oilers deficit. On the following kickoff, WR Travis Hannah fumbled (recovered by CB Ashley Ambrose), and the Colts offense had the ball at the Oilers' 22-yard line. Five plays later, Harbaugh again connected with Turner, this time from 9 yards out, increasing the Colts lead to 28-0. On the Oilers' next possession, QB Cody Carlson was intercepted by DB Ray Buchanan, and the Colts offense took over on the Oilers' 20-yard line. Five plays later, RB Marshall Faulk scored his second touchdown of the afternoon from 2 yards out, improving the Colts lead to 35-0 at halftime. To open the second half, both teams exchanged punts and CB Cris Dishman recorded the 24th interception of his career. After Carlson was knocked from the game, and the Oilers were forced to punt, the Colts received the ball on their 15-yard line with 9:16 remaining in the third quarter. Indianapolis used six plays, including a 52-yard run from Marshall Faulk, to set up their next score, an 11-yard run by Faulk, building their lead to 42-0 with 4:59 left in the third quarter. On the Oilers next possession, the club, guided by reserve QB Bucky Richardson, moved 68 yards in 12 plays before Richardson connected with TE Pat Carter for a 2-yard score on the first play of the fourth quarter. Richardson hit WR Reggie Brown for the two-point try, and the Oilers trailed 42-8. After the Colts' K Dean Biasucci hit from 42 yards out, the Oilers trailed 45-8. On their next drive, the Oilers moved 74 yards in 12 plays culminated by a Richardson-to-WR Haywood Jeffires 16-yard score. Trailing 45-14 after a failed two-point attempt, the Oilers used the final 1:51 to move 98 yards in 12 plays capped by a Richardson-to-Jeffires 15-yard score as time expired. A K Al Del Greco extra point made the final score 45-21.

Houston	0	0	0	21	21
Indianapolis	7	28	7	3	45

Indianapolis—Faulk 1 run (Biasucci kick)

Indianapolis—Bennett 75 fumble return (Biasucci kick)

Indianapolis—Turner 4 pass from Harbaugh (Biasucci kick)

Indianapolis—Turner 9 pass from Harbaugh (Biasucci kick)

Indianapolis—Faulk 2 run (Biasucci kick)

Indianapolis—Faulk 11 run (Biasucci kick)

Houston—Carter 2 pass from Richardson (R. Brown pass from Richardson)

Indianapolis—Biasucci 42 field goal

Houston—Jeffires 16 pass from Richardson (two-pt. conversion failed)

Houston—Jeffires 15 pass from Richardson (Del Greco kick)

	Hou.	Ind.
First Downs	26	19
Rushes-Yards	14-79	37-182
Passing Yards	295	106
Total Yards	374	288
Had QB Sacked	4-37	2-6
Passes	57-30-1	13-10-1
Punts	5-46.4	2-46.5
Fumbles/Lost	2-2	1-1
Penalties/Yards	12-94	11-72

A—47,372

INDIVIDUAL LEADERS

RUSHING—Houston: G. Brown 10-39, Richardson 3-36, Carlson 1-4

Indianapolis: Faulk 23-143, Potts 6-24, Toner 1-11, Warren 7-4

PASSING—Houston: Carlson 22-11-1, 129 yards, 0 TD;

Richardson 35-19-0, 203 yards, 3 TDs

Indianapolis: Harbaugh 12-9-1, 105 yards, 2 TDs; Majkowski 1-1-0, 7 yards, 0 TD

RECEIVING—Houston: Slaughter 9-77, Jeffires 8-99, R. Brown 4-34, Givins 3-65,

Hannah 3-24, Coleman 2-31, Carter 1-2

Indianapolis: Turner 3-29, Cash 3-27, Dawkins 2-18, Faulk 1-31, A. Bailey 1-7

INTERCEPTIONS—Houston: Dishman 1-0

Indianapolis: Buchanan 1-22

SACKS—Houston: Childress 1-4, Montgomery 1-2
 Indianapolis: McCoy 1-20, Herrod 1-10, Coryatt 1-4, Bennett 1-3

GAME #2 DALLAS 20, HOUSTON 17

IRVING, SEPT. 11—The Oilers were defeated by the Dallas Cowboys 20-17 in front of 64,402 fans at Texas Stadium. The Cowboys got on the scoreboard first when RB Emmitt Smith capped a nine-play, 71-yard drive with a 1-yard run giving the Cowboys a 7-0 lead with 7:31 left in the first quarter. The Oilers responded with a 14-play, 52-yard drive that resulted in a K Al Del Greco 41-yard field goal and a 7-3 deficit. On the Cowboys' ensuing drive, they marched 53 yards in nine plays before K Chris Boniol connected from 45 yards out on the tenth to increase the Cowboys lead to 10-3 with 12:22 remaining in the first half. Following an Oilers punt and a CB Cris Dishman interception with 38-yard return, the Oilers offense took over at the Cowboys' 22-yard line. Houston used five plays, including a fourth-down conversion, to move 19 yards before RB Gary Brown tied the game at 10-10 when he scored on a 3-yard run. After each team punted twice, the Cowboys took control of the ball at their 48-yard line with 32 seconds left in the half. Dallas used five plays to set up a Boniol 29-yard field goal on the last play of the first half for a 13-10 Cowboys lead. At the outset of the second half, the Cowboys punted twice and the Oilers once before Houston received the ball on their 12-yard line. QB Bucky Richardson hit WR Haywood Jeffires on a 50-yard pass play to start the team's second series of the half. After Brown carried the ball for 18 yards, the Oilers were on the Cowboys' 20-yard line. Two plays later, CB Darren Woodson intercepted a Richardson pass at the Cowboys' 9-yard line (returned to the 12). The Cowboys then marched 35 yards in five plays before QB Troy Aikman beat an Oilers blitz and connected with WR Alvin Harper for a 53-yard touchdown and a Dallas 20-10 lead with 2:46 remaining in the third quarter. Both teams then traded several possessions until the Oilers took over at their 40-yard line with 7:22 left in the game and put together an 11-play, 60-yard drive resulting in a Brown 2-yard touchdown run. With Dallas leading 20-17 and 4:07 left in the game, the Cowboys recorded two first-downs before the Oilers forced them to punt. Houston received the ball for the last time at their 20-yard line with 22 seconds left, but was unable to get into field goal range.



Houston	3	7	0	7	17
Dallas	7	6	7	0	20

Dallas—E. Smith 1 run (Boniol kick)
Houston—Del Greco 41 field goal
Dallas—Boniol 45 field goal
Houston—G. Brown 3 run (Del Greco kick)
Dallas—Boniol 29 field goal
Dallas—Harper 53 pass from Aikman (Boniol kick)
Houston—G. Brown 2 run (Del Greco kick)

	Hou.	Dal.
First Downs	20	18
Rushes-Yards	28-137	34-115
Passing Yards	202	225
Total Yards	339	340
Had QB Sacked	5-40	3-3
Passes	42-20-2	25-14-1
Punts	6-43.3	7-43.3
Fumbles/Lost	2-0	1-0
Penalties/Yards	8-78	5-50

A—64,402

INDIVIDUAL LEADERS

RUSHING—Houston: G. Brown 20-93, Richardson 7-37, White 1-7
 Dallas: E. Smith 27-90, Johnston 4-17, Aikman 3-8
PASSING—Houston: Richardson 42-20-2, 242 yards, 0 TD
 Dallas: Aikman 25-14-1, 228 yards, 1 TD
RECEIVING—Houston: Jeffires 6-103, Coleman 6-58, Givins 4-57, G. Brown 4-24
 Dallas: Novacek 4-45, Harper 3-109, Irvin 3-35, E. Smith 3-24, Johnston 1-15
INTERCEPTIONS—Houston: Dishman 1-38
 Dallas: Woodson 1-3, Haley 1-1
SACKS—Houston: Davidson 1-2, Lathon 1-1, Childress 1-0
 Dallas: Haley 2-5-17, Hennings 1-12, Maryland 1-6, Tolbert 0.5-5

GAME #3

BUFFALO 15, HOUSTON 7

HOUSTON, SEPT. 18—The Oilers were defeated by the Buffalo Bills 15-7 in front of 55,424 fans at the Astrodome. All of the Bills' points came off the leg of K Steve Christie as he notched five field goals. His first FG, a 37-yarder, came at the conclusion of a 13-play, 76-yard drive with 14:57 remaining in the first half. On the ensuing kickoff, HB John Henry Mills fumbled (recovered by Christie) and the Bills took over on the Oilers' 42-yard line. They used four plays to move 16 yards before Christie connected on his second offering, a 42-yarder, to give the Bills a 6-0 lead. After the Oilers' next drive stalled on the Bills' 32-yard line following a failed fourth-down attempt, both teams exchanged punts. The Bills then received the ball at their 24 with 1:37 remaining in the first half. Buffalo moved 46 yards before Christie hit from 48 yards out for a Bills 9-0 lead at halftime. Both teams exchanged punts to open the second half before the Bills gained possession on the Oilers' 47-yard line following a CB Jeff Burris 17-yard punt return. They moved 37 yards before stalling and settling for Christie's fourth effort of the day (29-yarder) and a 12-0 lead with 8:26 remaining in the third quarter. Both teams traded punts until the Bills took control of the ball at their 35-yard line with 49 seconds left in the third quarter. Buffalo then marched 35 yards in 11 plays culminated by Christie's final field goal of the game, a 48-yarder, that gave the Bills a 15-0 lead with 9:49 left in the game. The Oilers then mounted a eight-play, 65-yard drive to the Bills' 8-yard line before a third-down pass by QB Bucky Richardson was intercepted by S Matt Darby in the end zone. Following a 31-yard punt return by WR Ernest Givins, the Oilers marched 58 yards in four plays before Richardson connected with WR Pat Coleman for a 22-yard score, cutting the Oilers deficit to 15-7 with 3:51 remaining in the contest. However, the Oilers were unable to get the ball back as the Bills ran out the clock.

Buffalo	0	9	3	3	15
Houston	0	0	0	7	7

Buffalo—Christie 37 field goal

Buffalo—Christie 42 field goal

Buffalo—Christie 48 field goal

Buffalo—Christie 29 field goal

Buffalo—Christie 48 field goal

Houston—Coleman 22 pass from Richardson
(Del Greco kick)

	Buff.	Hou.
First Downs	17	13
Rushes-Yards	34-115	27-97
Passing Yards	183	159
Total Yards	298	256
Had QB Sacked	1-7	5-34
Passes	28-18-1	24-11-1
Punts	4-39.3	5-46.0
Fumbles/Lost	0-0	4-2
Penalties/Yards	5-40	8-51

A—55,424

INDIVIDUAL LEADERS

RUSHING—Buffalo: T. Thomas 28-112, Gardner 3-7, Kelly 3-(-4)

Houston: G. Brown 22-75, Richardson 5-22

PASSING—Buffalo: Kelly 28-18-1, 190 yards, 0 TD

Houston: Richardson 24-11-1, 193 yards, 1 TD

RECEIVING—Buffalo: Reed 6-89, Beebe 4-36, Metzelaars 3-16, Bi. Brooks 2-33,

T. Thomas 2-19, K. Davis 1-(-3)

Houston: Slaughter 4-110, Jeffries 3-22, G. Brown 2-26, Coleman 1-22, Givins 1-15

INTERCEPTIONS—Buffalo: Darby 1-0

Houston: St. Jackson 1-0

SACKS—Buffalo: B. Smith 4-27, Barnett 1-7

Houston: Montgomery 1-7

GAME #4

HOUSTON 20, CINCINNATI 13

HOUSTON, SEPT. 25—The Oilers claimed their first victory of '94 when they defeated the Cincinnati Bengals 20-13 in front of 44,253 fans at Houston's Astrodome. The Oilers opened the scoring on their second possession when QB Cody Carlson connected with RB Gary Brown on a 20-yard touchdown pass, capping a nine-play, 54-yard drive and giving the Oilers a 7-0 advantage. In the second quarter, both teams exchanged punts before the Bengals took over the ball on their 35-yard line. On a 3rd-and-10 from the 35, Bengals QB David Klingler was intercepted by Oilers S Marcus Robertson. Robertson returned the ball 41 yards to the Bengals' 1-yard line. On the next play, RB Gary Brown carried the ball off the left side for his second score of the day and an Oilers 14-0 lead. With 1:01 left in the half, S Blaine Bishop in-

tercepted a Klingler pass and returned it to Cincinnati's 49-yard line. The Oilers used four plays to move 21 yards before K Al Del Greco connected on a 45-yard field goal as time expired to give the Oilers a 17-0 halftime lead. After the Bengals punted on their opening possession of the second half, Carlson was sacked by DE Alfred Williams and fumbled. Williams recovered the fumble and the Bengals took possession of the ball on the Oilers' 34-yard line. Cincinnati then used four plays to move to Houston's 3-yard line before settling for a K Doug Pelfrey 21-yard effort closing the score to 17-3. Following a WR Travis Hannah 39-yard kickoff return, the Oilers moved the ball down to the Bengals' 28-yard line in four plays before Brown suffered an injured ankle and fumbled on the fifth play of the drive at the Cincinnati 22-yard line (recovered by LB Steve Tovar). On the ensuing play, DE Lamar Lathon sacked Klingler and forced a fumble recovered by DT Glenn Montgomery at the Bengals' 25-yard line. The Oilers used five plays to move 19 yards before settling for a Del Greco 24-yard effort to increase their lead to 20-3 with 3:33 left in the third quarter. Cincinnati CB Corey Sawyer returned a Rich Camarillo punt 82 yards for the Bengals' lone touchdown with 11:57 remaining in the contest. The Bengals passed midfield just once more, when Pelfrey connected from 49 yards out to finish the scoring at 20-13 with 6:45 left in the game.

Cincinnati	0	0	3	10	13
Houston	7	10	3	0	20

Houston—G. Brown 20 pass from Carlson
(Del Greco kick)

Houston—G. Brown 1 run (Del Greco kick)

Houston—Del Greco 45 field goal

Cincinnati—Pelfrey 21 field goal

Houston—Del Greco 24 field goal

Cincinnati—Sawyer 82 punt return
(Pelfrey kick)

Cincinnati—Pelfrey 49 field goal

	Cin.	Hou.
First Downs	13	19
Rushes-Yards	22-102	42-148
Passing Yards	74	193
Total Yards	176	341
Had QB Sacked	7-41	5-18
Passes	30-10-3	54-12-2
Punts	6-37.2	7-41.6
Fumbles/Lost	1-1	4-2
Penalties/Yards	2-10	14-106

A—44,253

INDIVIDUAL LEADERS

RUSHING—Cincinnati: Broussard 11-65, Fenner 9-34, H. Green 1-4, Ball 1-(-1)

Houston: G. Brown 19-87, White 15-42, Carlson 6-14, Tillman 1-3, Coleman 1-2

PASSING—Cincinnati: Klingler 30-10-3, 115 yards, 0 TD

Houston: Carlson 35-12-2, 211 yards, 1 TD; Camarillo 1-0-0, 0 yards, 0 TD

RECEIVING—Cincinnati: Scott 4-64, T. McGee 3-29, Pickens 1-14, Broussard 1-4, Fenner 1-4

Houston: Coleman 4-112, Givins 3-31, G. Brown 2-37, Slaughter 2-22, Jeffries 1-9

INTERCEPTIONS—Cincinnati: Brim 1-23, Oliver 1-9

Houston: Robertson 1-41, Bishop 1-21, Dishman 1-0

SACKS—Cincinnati: A. Williams 2-12, Copeland 1-6

Houston: Lathon 2-16, Davidson 2-6, A. Smith 1-8, Bishop 1-6, Childress 1-5

GAME #5

PITTSBURGH 30, HOUSTON 14

PITTSBURGH, OCT. 3—The Oilers suffered their fourth loss of the season when they fell 30-14 to the Pittsburgh Steelers in front of 57,274 fans at Three Rivers Stadium. The Steelers took the opening kickoff and marched 46 yards in nine plays culminated by a K Gary Anderson 42-yard field goal and a 3-0 lead. Following an Oilers punt, Pittsburgh's offense marched 63 yards in six plays for a 6-0 lead when Anderson connected on a 25-yarder. On the Oilers' ensuing possession, a fumbled quarterback-center exchange was recovered by Steelers LB Kevin Greene on the Oilers' 3-yard line. On the next play, QB Neil O'Donnell found TE Eric Green for a touchdown and 13-0 advantage. After a Houston punt, Pittsburgh moved 52 yards in four plays before RB Barry Foster scored from 1-yard out on the fifth to give the Steelers a 20-0 first-quarter lead. Anderson tacked on a 22-yard field goal with 3:43 left in the first half to increase the Steelers' lead to 23-0. On their next possession, the Oilers moved the ball down to the Steelers' 31-yard line, but K Al Del Greco hit the cross-bar from 48 yards out to close the first half. Following a scoreless third quarter, the Steelers took possession at their 18-yard line to open the fourth quarter and mounted a ten-play, 82-yard drive consuming 5:13 that resulted in a RB Bam Morris 2-yard run and a 30-0 Steelers advantage. Houston got on the board when QB Bucky Richardson, who replaced an injured Cody Carlson in the second quarter, connected with WR Ernest Givins on a 76-yard scoring play with 9:11 left in the game. After exchanging punts, the Oilers received the ball at their 37-yard line trailing 30-7 with 51

seconds left in the game. They marched 61 yards in five plays before Richardson connected with WR Haywood Jeffires for the game's final score, a 2-yarder, with five seconds remaining.

Houston	0	0	0	14	14
Pittsburgh	20	3	0	7	30

Pittsburgh—Anderson 42 field goal

Pittsburgh—Anderson 25 field goal

Pittsburgh—E. Green 3 pass from O'Donnell (Anderson kick)

Pittsburgh—Foster 1 run (Anderson kick)

Pittsburgh—Anderson 22 field goal

Pittsburgh—Morris 2 run (Anderson kick)

Houston—Givins 76 pass from Richardson (Del Greco kick)

Houston—Jeffires 2 pass from Richardson (Del Greco kick)

	Hou.	Pitt.
First Downs	14	21
Rushes-Yards	19-69	44-215
Passing Yards	221	164
Total Yards	288	379
Had QB Sacked	6-27	1-3
Passes	32-17-0	18-10-0
Punts	8-43.6	5-40.8
Fumbles/Lost	5-2	0-0
Penalties/Yards	5-48	6-45

A—57,274

INDIVIDUAL LEADERS

RUSHING—Houston: White 14-39, Richardson 4-30, Carlson 1-0

Pittsburgh: Foster 21-115, Morris 17-70, J. Williams 3-16, C. Johnson 1-7, Avery 1-5, O'Donnell 1-2

PASSING—Houston: Carlson 7-3-0, 18 yards, 0 TD; Richardson 25-14-0, 230 yards, 2 TDs

Pittsburgh: O'Donnell 17-9-0, 154 yards, 1 TD; Tomczak 1-1-0, 13 yards, 0 TD

RECEIVING—Houston: Jeffires 6-77, Coleman 4-47, Slaughter 3-32, Givins 2-82, White 2-10

Pittsburgh: E. Green 3-35, Thigpen 2-25, J. Williams 2-14, Hastings 1-46, E. Mills 1-43, Foster 1-4

INTERCEPTIONS—Houston: None

Pittsburgh: None

SACKS—Houston: Lathon 1-3

Pittsburgh: Greene 2-6, G. Williams 1.5-5, Lloyd 1-9, Steed 1-5, C. Brown 0.5-2

GAME #6

CLEVELAND 11, HOUSTON 8

HOUSTON, OCT. 13—The Oilers suffered their fifth loss of the season when they fell 11-8 to the Cleveland Browns in front of 50,364 fans at Houston's Astrodome. The Browns got on the board first when WR Mark Carrier caught a 25-yard touchdown pass from QB Vinny Testaverde to complete a four-play, 80-yard drive. The Browns' Tom Tupa ran the ball in from 2 yards out to give the Browns an 8-0 lead with 8:21 remaining in the first half. Following a WR Webster Slaughter fumble (recovered by LB Pepper Johnson) on the Oilers' ensuing drive, the Browns used 4:49 to march 38 yards in eight plays before K Matt Stover connected on a 35-yard field goal as time expired



to give the Browns an 11-0 lead at the half. The Browns opened the second half with a 10-play, 40-yard drive that ended with a Tupa punt. The Oilers then pieced together an 18-play, 79-yard drive that consumed 9:45 and culminated with a missed field goal when K Al Del Greco's 29-yard attempt sailed wide left with 14:06 left in the game. After CB Darryll Lewis' second interception of the night, the Oilers took over at the Browns' 41-yard line but were unable to convert. The Oilers' next possession came at their 35-yard line with 7:29 remaining in the contest and Billy Joe Tolliver at quarterback. Tolliver moved the club to the Browns' 20-yard line before being intercepted by CB Issac Booth. Following another Tupa punt, Tolliver led the Oilers 69 yards in 13 plays culminated by a 5-yard touchdown pass to RB

Lorenzo White. After a Tolliver-to-WR Haywood Jeffires two-point conversion pass, the Oilers trailed 11-8 with 28 seconds left. However, the attempted on-side kick traveled out of bounds and allowed the Browns to run out the clock.



Cleveland	0	11	0	0	11
Houston	0	0	0	8	8

Cleveland—Carrier 25 pass from Testaverde (Tupa run)

Cleveland—Stover 35 field goal

Houston—White 5 pass from Tolliver (Jeffires pass from Tolliver)

	Clev.	Hou.
First Downs	12	20
Rushes-Yards	24-64	24-106
Passing Yards	196	199
Total Yards	260	305
Had QB Sacked	0-0	5-30
Passes	25-15-2	40-22-1
Punts	5-38.8	6-39.2
Fumbles/Lost	0-0	1-1
Penalties/Yards	6-50	11-75

A—50,364

INDIVIDUAL LEADERS

RUSHING—Cleveland: Byner 11-25, Metcalf 8-23, Hoard 2-10, Baldwin 2-7, Testaverde 1-(-1)

Houston: White 19-58, Richardson 4-45, Tolliver 1-3

PASSING—Cleveland: Testaverde 25-15-2, 196 yards, 1 TD

Houston: Richardson 23-13-0, 114 yards, 0 TD; Tolliver 17-9-1, 115 yards, 1 TD

RECEIVING—Cleveland: Carrier 4-60, Metcalf 3-48, Hoard 3-40, Alexander 3-28, Byner 1-15, Kinchen 1-5

Houston: White 7-86, Jeffires 5-60, Slaughter 4-35, Givins 3-27, Coleman 2-20, Carter 1-1

INTERCEPTIONS—Cleveland: Booth 1-4

Houston: D. Lewis 2-27

SACKS—Cleveland: Burnett 2-14, J. Jones 1-9, Pleasant 1-0, Griffin 0.5-3.5, P. Johnson 0.5-3.5

Houston: None

GAME #7

PHILADELPHIA 21, HOUSTON 6

PHILADELPHIA, OCT. 24—The Oilers suffered their sixth loss of the season when they fell 21-6 to the Philadelphia Eagles in front of 65,233 fans at Philadelphia's Veterans Stadium on Monday Night Football. For the first time in '94, the Oilers offense scored on their first possession of the game when K Al Del Greco connected on a 21-yard field goal to cap a nine-play, 58-yard drive and give the Oilers a 3-0 lead with 6:28 left in the first quarter. After the Oilers defense held the Eagles on downs in the second quarter, the Oilers took over at their 1-yard line. But QB Cody Carlson was intercepted by CB Eric Allen and the Eagles offense took over at the Oilers' 14-yard line. Four plays later, Eagles RB Charlie Garner carried the ball for a 1-yard score and an Eagles' 7-3 lead. The Oilers responded with a nine-play, 57-yard drive that resulted in 24-yard field goal by Del Greco and an Oilers' 7-6 deficit at halftime. To open the second half, the Oilers marched to the Eagles 24-yard line before RB Gary Brown fumbled, and the Eagles' CB Derrick Frazier recovered. After a CB Darryll Lewis interception and a Rich Camarillo punt, QB Randall Cunningham connected with WR Fred Barnett for a 53-yard score and 14-6 Philadelphia advantage. The Oilers then moved to the Eagles' 34-yard line before former Oiler DE William Fuller sacked Carlson and forced a fumble (recovered by DT Andy Harmon). Following an Eagles punt, QB Billy Joe Tolliver replaced Carlson at quarterback and led the Oilers on a 10-play, 74-yard drive that was stopped when Brown could not handle a pitch on the Eagles' 2-yard line with 9:17 left in the game. Philadelphia scored their final touchdown when Cunningham connected with RB James Joseph for a 35-yard score with 2:18 remaining in the contest.

Houston	3	3	0	0	6
Philadelphia	0	7	7	7	21

Houston—Del Greco 21 field goal

Philadelphia—Garner 1 run (Murray kick)

Houston—Del Greco 24 field goal

Philadelphia—Barnett 53 pass from Cunningham (Murray kick)

Philadelphia—Joseph 35 pass from Cunningham (Murray kick)

	Hou.	Phil.
First Downs	15	14
Rushes-Yards	29-68	30-85
Passing Yards	214	287
Total Yards	279	372
Had QB Sacked	3-17	4-23
Passes	33-16-1	24-13-1
Punts	5-41.6	5-41.2
Fumbles/Lost	4-3	2-1
Penalties/Yards	1-5	9-65

A—65,233

INDIVIDUAL LEADERS

RUSHING—Houston: G. Brown 26-70, Carlson 1-1, Tolliver 1-0, Wellman 1-(-3)

Philadelphia: Walker 9-37, Garner 13-24, Hebron 3-21, Cunningham 5-3

PASSING—Houston: Carlson 22-11-1, 164 yards, 0 TD; Tolliver 11-5-0, 67 yards, 0 TD
Philadelphia: Cunningham 24-13-1, 310 yards, 2 TDs

'95 Houston Oilers

RECEIVING—Houston: Givins 4-91, Jeffires 3-52, G. Brown 3-43, Slaughter 3-30,

White 1-8, Carter 1-4, Wellman 1-3

Philadelphia: Barnett 5-187, Bavaro 3-38, C. Williams 2-43, Joseph 1-35, Garner 1-6, Alexander 1-1

INTERCEPTIONS—Houston: D. Lewis 1-13

Philadelphia: Allen 1-17

SACKS—Houston: Davidson 2-8, S. Jackson 1-9, Lathon 1-6

Philadelphia: Thomas 2-9, Fuller 1-8

GAME #8

LOS ANGELES 17, HOUSTON 14

LOS ANGELES, OCT. 30—The Oilers were defeated by the Los Angeles Raiders 17-14 in front of 40,473 fans at the Los Angeles Memorial Coliseum. On the game's final play, K Al Del Greco missed an attempted game-tying 52-yard field goal that struck the crossbar and fell back into the end zone. Del Greco's kick ended a 15-play, 50-yard drive in response to a Raiders score with 1:50 left in the game. The Raiders scored first on their opening possession when RB Harvey Williams finished a 16-play, 80-yard drive that consumed 8:51 with a 2-yard touchdown run giving the Raiders a 7-0 lead. Both teams were held in check for most of the remainder of the half until the Oilers received the ball at their 18-yard line with 2:49 remaining before halftime. QB Billy Joe Tolliver led the Oilers on a 8-play, 82-yard march culminated by his 6-yard scoring run with 34 seconds left in the half. With 5:21 remaining in the third quarter and the score tied at 7-7, Raiders DT Chester McGlockton knocked the ball from Tolliver's hand (recovered by DT Nolan Harrison) and the Raiders took control of the ball at the Oilers' 24-yard line. Four plays later, K Jeff Jaeger connected from 35 yards out to give the Raiders a 10-7 lead with 3:21 left in the quarter. After both teams exchanged punts and fumbles, the Oilers received the ball at their 14-yard line at the 9:54 mark in the fourth quarter following a Jeff Gossett 49-yard punt. The Oilers offense pieced together a 15-play, 86 yard drive that resulted in a touchdown and a 14-10 Oilers lead when Tolliver connected with WR Haywood Jeffires on a 7-yard pass play with 3:19 remaining in the game. The Raiders then used the next seven plays to march 67 yards, culminated by a QB Jeff Hostetler-to-WR Tim Brown 11-yard touchdown play and a 17-14 Los Angeles lead. The score held as the Raiders final margin of victory.

Houston	0	7	0	7	14
Los Angeles	7	0	3	7	17

Los Angeles—H. Williams 2 run (Jaeger kick)

Houston—Tolliver 6 run (Del Greco kick)

Los Angeles—Jaeger 35 field goal

Houston—Jeffires 7 pass from Tolliver
(Del Greco kick)

Los Angeles—T. Brown 11 pass from Hostetler
(Jaeger kick)

	Hou.	L.A.
First Downs	21	16
Rushes-Yards	25-99	33-134
Passing Yards	203	144
Total Yards	302	278
Had QB Sacked	3-23	1-7
Passes	43-19-0	30-15-2
Punts	7-40.0	5-46.2
Fumbles/Lost	3-3	4-2
Penalties/Yards	7-45	10-65

A—40,473

INDIVIDUAL LEADERS

RUSHING—Houston: G. Brown 20-77, Tolliver 3-20, White 2-2

Los Angeles: H. Williams 29-128, Hostetler 4-6

PASSING—Houston: Tolliver 43-19-0, 226 yards, 1 TD

Los Angeles: Hostetler 30-15-2, 151 yards, 1 TD

RECEIVING—Houston: Jeffires 8-69, Slaughter 6-82, Wellman 2-35, G. Brown 2-35, Givins 1-7

Los Angeles: T. Brown 6-69, H. Williams 4-38, Wright 2-27, Glover 2-11, Ismail 1-6

INTERCEPTIONS—Houston: D. Lewis 1-17, Robertson 1-17

Los Angeles: None

SACKS—Houston: Childress 1-7

Los Angeles: McGlockton 2-17, Fredrickson 1-6

GAME #9

PITTSBURGH 12, HOUSTON 9 (OT)

HOUSTON, NOV. 6—The Oilers suffered their eighth loss of the '94 season when they were defeated by the Pittsburgh Steelers 12-9 in overtime at Houston's Astrodome. A crowd of 47,822 fans watched as the Steelers converted a RB Gary Brown fumble (recovered by S Gary Jones at the Oilers' 22-yard line) into a K Gary Anderson 40-yard field goal for the win with 3:36 remaining in

the overtime period. The Oilers opened the game's scoring on the first drive of the contest when they marched 58 yards in 11 plays, resulting in a K Al Del Greco 32-yard offering and 3-0 first quarter lead. Anderson put the Steelers on the board and tied the game at 3-3 when he capped a nine-play, 33-yard drive with a 50-yard field goal early in the second quarter. After the Oilers and Steelers exchanged five punts, the Steelers took over at the Houston 47-yard line and marched 26 yards in six plays before Anderson put them ahead 6-3 with a 39-yard effort with 2:08 left in the first half. The Oilers responded with a seven-play, 29-yard drive that resulted in a Del Greco 49-yarder to tie the score at 6-6 at the end of the first half. Following a scoreless third quarter, Pittsburgh took a 9-6 lead with 3:57 remaining in the game when Anderson finished a seven-play, 61-yard drive with a 37-yard field goal. After both teams exchanged punts, the Oilers took possession at their 19-yard line with 1:51 left in the game and proceeded to march 61 yards in 12 plays before Del Greco nailed a 38-yarder with seven seconds left in the game. During the drive, the Oilers converted a fourth-and-23 situation when QB Cody Carlson found WR Ernest Givins for a 26-yard completion from the Oilers' 6-yard line. In overtime, Pittsburgh received the ball first as the clubs combined for five punts before the Oilers gained possession at their 12-yard line. On the first play, Brown raced for eight yards before fumbling when hit by Pittsburgh CB Rod Woodson. The fumble set up Anderson's game-winning kick.



Pittsburgh	0	6	0	3	3	12
Houston	3	3	0	3	0	9

Houston—Del Greco 32 field goal
Pittsburgh—Anderson 50 field goal
Pittsburgh—Anderson 39 field goal
Houston—Del Greco 49 field goal
Pittsburgh—Anderson 37 field goal
Houston—Del Greco 38 field goal
Pittsburgh—Anderson 40 field goal

	Pitt.	Hou.
First Downs	17	17
Rushes-Yards	34-111	25-84
Passing Yards	155	160
Total Yards	266	244
Had QB Sacked	4-29	6-45
Passes	29-17-0	48-22-0
Punts	11-39.3	11-45.6
Fumbles/Lost	1-0	3-1
Penalties/Yards	9-99	11-103

A—47,822

INDIVIDUAL LEADERS

RUSHING—Pittsburgh: Morris 28-74, O'Donnell 4-24, J. Williams 1-7, Tomczak 1-6
 Houston: G. Brown 24-86, Carlson 1-(-2)

PASSING—Pittsburgh: O'Donnell 25-15-0, 154 yards, 0 TD;
 Tomczak 4-2-0, 30 yards, 0 TD
 Houston: Carlson 48-22-0, 205 yards, 0 TD

RECEIVING—Pittsburgh: E. Green 4-43, Thigpen 3-62, Hastings 2-20, Morris 2-14,
 C. Johnson 2-8, J. Williams 2-2, Stone 1-18, Hayes 1-17
 Houston: Jeffries 7-53, Slaughter 5-52, Wellman 4-52, Givins 2-35, G. Brown 2-9,
 Coleman 1-8, McNair 1-(-4)

INTERCEPTIONS—Pittsburgh: None
 Houston: None

SACKS—Pittsburgh: Seals 3-23, Lloyd 1-9, Greene 1-8, Kirkland 1-5
 Houston: A. Smith 1.5-14, Barrow 1-9, Lathon 1-1, Bishop 0.5-5

GAME #10

CINCINNATI 34, HOUSTON 31

CINCINNATI, NOV. 13—The Oilers suffered their ninth loss of the season when they were defeated 34-31 by the Cincinnati Bengals at Riverfront Stadium in front of 54,908 fans. Cincinnati K Doug Pelfrey connected from 40 yards out as time expired for the victory. Pelfrey opened the day's scoring when he capped the Bengals opening drive by booting a 50-yard field goal to give the Bengals a 3-0 lead. The Oilers responded with an 11-play, 79-yard drive that resulted in a 11-yard touchdown pass from QB Billy Joe Tolliver to WR Haywood Jeffries. The Oilers increased their lead to 10-3 when K Al Del Greco connected on a 34-yarder. The field goal was set up when DT Ray Chil-

dress forced a QB Jeff Blake fumble and DT Glenn Montgomery recovered the ball at the Bengals' 17-yard line. The Bengals then marched 45 yards in nine plays before Blake hit WR Carl Pickens for a 21-yard score on the tenth to tie the score at 10-10. After both teams exchanged punts, the Oilers received the ball on their 43-yard line, but were forced to punt. On the punt, RB Spencer Tillman recovered a CB Corey Sawyer muff at the Bengals' 11-yard line. Four plays later, RB Gary Brown scored from 1-yard out to give the Oilers a 17-10 lead with 6:02 left in the first half. The Bengals tied the score at 17-17 when they covered 61 yards in six plays capped by a Blake-to-RB Derrick Fenner 14-yard score with 36 seconds left in the half. The Oilers jumped to a 24-17 lead with 6:14 left in the third quarter when RB Lorenzo White scored from 17 yards out to finish a 10-play, 53-yard drive. On the third play of the fourth quarter, Blake again connected with Pickens, this time from 50 yards out, to tie the score at 24-24. The Oilers responded with a 13-play, 86-yard drive culminated by a Tolliver-to-WR Webster Slaughter 5-yard TD pass and a 31-24 Oiler lead. The Bengals tied the score at 31-31 when Blake combined with Pickens from 21 yards for the tandems' third touchdown pass play. The Oilers offense took over with 2:34 remaining in the contest but was forced to punt with 1:13 left. The Bengals received the punt at their 11-yard line to begin their game-winning field goal drive.

Houston	10	7	7	7	31
Cincinnati	3	14	0	17	34

Cincinnati—Pelfrey 50 field goal

Houston—Jeffries 11 pass from Tolliver
(Del Greco kick)

Houston—Del Greco 34 field goal

Cincinnati—Pickens 21 pass from Blake
(Pelfrey kick)

Houston—G. Brown 1 run (Del Greco kick)

Cincinnati—Fenner 11 pass from Blake
(Pelfrey kick)

Houston—White 17 run (Del Greco kick)

Cincinnati—Pickens 50 pass from Blake
(Pelfrey kick)

Houston—Slaughter 5 pass from Tolliver
(Del Greco kick)

Cincinnati—Pickens 21 pass from Blake
(Pelfrey kick)

Cincinnati—Pelfrey 40 field goal

	Hou.	Cin.
First Downs	24	17
Rushes-Yards	31-155	19-39
Passing Yards	129	348
Total Yards	284	387
Had QB Sacked	4-23	1-6
Passes	34-20-0	33-23-0
Punts	6-41.7	4-49.0
Fumbles/Lost	0-0	2-2
Penalties/Yards	2-36	8-15

A—54.908

INDIVIDUAL LEADERS

RUSHING—Houston: White 16-95, G. Brown 12-50, Tolliver 3-10

Cincinnati: Fenner 7-24, H. Green 5-17, Blake 4-0, Broussard 3-(-2)

PASSING—Houston: Tolliver 34-20-0, 152 yards, 2 TDs

Cincinnati: Blake 33-23-0, 354 yards, 4 TDs

RECEIVING—Houston: Jeffries 6-42, Slaughter 5-55, Givins 3-25, G. Brown 3-22, White 3-8

Cincinnati: Pickens 11-188, Fenner 4-58, To. McGee 4-55, Scott 2-15, H. Green 1-34, Ball 1-4

INTERCEPTIONS—Houston: None

Cincinnati: None

SACKS—Houston: Montgomery 1-6

Cincinnati: Francis 1-8, Krumrie 1-8, A. Williams 1-5, Wilkinson 1-2

GAME #11

NEW YORK GIANTS 13, HOUSTON 10

HOUSTON, NOV. 21—The Oilers suffered their tenth loss of the season and seventh consecutive when they were defeated 13-10 by the New York Giants in front of 53,201 fans at Houston's Astrodome. Following a scoreless first half that saw RB Lorenzo White rush for 116 yards on 18 carries, the Oilers and Giants exchanged punts to open the second half before the Oilers took possession on their 38-yard line with 6:33 remaining in the third quarter. On the third play of the drive, and facing a 1st-and-20 from the New York 42-yard line, QB Billy Joe Tolliver connected with White on a 41-yard screen play that set up a Tolliver 1-yard score on the next play to give the Oilers a 7-0 lead. The Giants responded with an eight-play, 73-yard march that was capped by a QB Kent Graham-to-WR Mike Sherrard 40-yard touchdown and a 7-7 score. Following an Oilers punt, the Giants moved 79 yards in ten plays before K David Treadwell booted a 26-yard field goal to give the Giants a 10-7 lead with 8:19 left in the contest. On the Oilers' next possession, Houston used eight plays to move 46 yards to set up a K Al Del Greco offering from 43

yards out that tied the score at 10-10 with 4:08 remaining. The Giants then used 4:06 and ten plays to drive 47 yards before Treadwell connected from 37 yards out for the game winner. The game marked the Oilers' fourth-consecutive three-point loss and sixth of the season and ruined the debut of head coach Jeff Fisher.

New York	0	0	7	6	13
Houston	0	0	7	3	10

Houston—Tolliver 1 run (Del Greco kick)
New York—Sherrard 40 pass from Graham
 (Treadwell kick)
New York—Treadwell 26 field goal
Houston—Del Greco 43 field goal
New York—Treadwell 37 field goal

	N.Y.	Hou.
First Downs	18	13
Rushes-Yards	43-163	29-166
Passing Yards	124	112
Total Yards	287	278
Had QB Sacked	0-0	1-7
Passes	21-10-0	15-10-0
Punts	4-46.5	4-39.3
Fumbles/Lost	0-0	1-0
Penalties/Yards	4-45	10-78

A—53,201

INDIVIDUAL LEADERS

RUSHING—New York: Hampton 34-122, Meggett 6-17, Calloway 1-14, Graham 1-9, Rasheed 1-1
 Houston: White 27-156, Tillman 1-9, Tolliver 1-1
PASSING—New York: Brown 7-4-0, 19 yards, 0 TD; Graham 13-6-0, 105 yards, 1 TD
 Meggett 1-0-0, 0 yards, 0 TD
 Houston: Tolliver 15-10-0, 119 yards, 0 TD
RECEIVING—New York: Sherrard 6-109, Hampton 1-6, Meggett 1-6, Calloway 1-3, Cross 1-0
 Houston: White 2-49, Givins 2-23, Slaughter 2-17, Jeffries 1-21, Mills 1-4, McNair 1-3, Maston 1-2
INTERCEPTIONS—New York: None
 Houston: None
SACKS—New York: Strahan 1-7
 Houston: None

GAME #12

CLEVELAND 34, HOUSTON 10

CLEVELAND, NOV. 27—The Oilers suffered their 11th loss of the season and eighth consecutive when they were defeated 34-10 by the Cleveland Browns in front of 65,088 fans. K Matt Stover opened the scoring when he connected from 37 yards out to complete the opening drive of the game and give the Browns a 3-0 lead. In the second quarter, the Browns mounted a seven-play, 65-yard drive capped by a QB Vinny Testaverde-to-TE Frank Hartley 1-yard score and a 10-0 lead. The Oilers cut into the Browns 10-point advantage when RB Lorenzo White capped a seven-play, 50-yard drive with a 1-yard score to pull within 10-7. On the ensuing kickoff, the Oilers attempted an onside kick that slipped through S Marcus Robertson's hands and out of bounds. The Browns then took over at the Oilers' 48-yard line and marched in for an 11-yard touchdown pass from Testaverde to TE Brian Kinchen to give the Browns a 17-7 lead. The Oilers then responded with a seven-play drive that totaled 35 yards and resulted in a K Al Del Greco 42-yard field goal with 2:37 remaining in the first half. Trailing 17-10 at the half, the Oilers held the Browns in check during the third quarter. But 52 seconds into the fourth quarter, RB Leroy Hoard carried the ball in from 1 yard out following a 26-yard pass interference penalty that gave the Browns the ball at the Oilers' 1-yard line. After a WR Webster Slaughter fumble gave the Browns the ball at the Oilers' 11-yard line, Stover hit from 23 yards away to increase Cleveland's lead to 27-10. The Browns picked up their final touchdown after taking over at the Oilers' 16-yard line following a QB Billy Joe Tolliver fumble. Four plays later, Hoard recorded his second TD of the game on a 5-yard run to close out the scoring at 34-10.

Houston	0	10	0	0	10
Cleveland	3	14	0	17	34

Cleveland—Stover 37 field goal
Cleveland—Hartley 1 pass from Testaverde
 (Stover kick)
Houston—White 1 run (Del Greco kick)
Cleveland—Kinchen 11 pass from Testaverde
 (Stover kick)
Houston—Del Greco 42 field goal
Cleveland—Hoard 1 run (Stover kick)

	Hou.	Clev.
First Downs	11	23
Rushes-Yards	19-80	38-114
Passing Yards	102	199
Total Yards	182	343
Had QB Sacked	4-22	1-0
Passes	33-16-0	29-15-1
Punts	7-43.0	2-40.5
Fumbles/Lost	3-2	3-2
Penalties/Yards	9-99	6-43

A—65,088

Cleveland—Stover 23 field goal

Cleveland—Hoard 5 run (Stover kick)

INDIVIDUAL LEADERS

RUSHING—Houston: White 19-80

Cleveland: Hoard 23-103, Byner 7-23, Metcalf 3-14, Baldwin 2-7, Testaverde 3-(-3)

PASSING—Houston: Tolliver 33-16-0, 124 yards, 0 TD

Cleveland: Testaverde 29-15-1, 199 yards, 2 TDs

RECEIVING—Houston: Slaughter 5-55, White 4-19, Jeffires 3-34, Carter 2-9, Wellman 2-7

Cleveland: Kinchen 4-62, M. Jackson 3-50, Alexander 2-35, Hoard 2-20, Hartley 2-5,

Byner 1-15, Metcalf 1-12

INTERCEPTIONS—Houston: D. Lewis 1-0

Cleveland: None

SACKS—Houston: Lathon 1-0

Cleveland: Burnett 1.5-5.5, J. Jones 1-9, Dixon 1-5, Perry 0.5-2.5

GAME #13

ARIZONA 30, HOUSTON 12

HOUSTON, DEC. 4—The Oilers suffered their 12th loss of the season and ninth consecutive when they were defeated 30-12 by the Arizona Cardinals in front of 39,821 fans at the Astrodome. The Oilers took a 2-0 lead when DE Lamar Lathon registered his eighth sack of the season and first career safety with 5:22 remaining in the first quarter. After an Oilers punt, CB Cris Dishman intercepted a QB Jay Schroeder pass and returned it 36 yards for a touchdown and a 9-0 Oiler lead. The Cardinals responded with a 12-play, 69-yard drive that resulted in a RB Larry Centers 1-yard score early in the second quarter to close the Oilers' advantage to 9-7. After both teams exchanged punts, Oiler QB Billy Joe Tolliver was intercepted by SS Lorenzo Lynch and Arizona took possession on the Oilers' 33-yard line. Seven plays later K Greg Davis connected from 25 yards out and the Cardinals took the lead, 10-9. The Oilers then mounted an eight-play, 51-yard drive that resulted in a K Al Del Greco 38-yard offering and an Oilers 12-10 halftime lead. Following a scoreless third quarter, Schroeder connected on a 13-yard score with WR Gary Clark to open the fourth quarter and gave the Cardinals an 18-12 lead, following a successful two-point conversion (RB Ron Moore run). On the Oilers' ensuing drive, QB Bucky Richardson was sacked (LB Wilber Marshall) and fumbled and Arizona FS Terry Hoage recovered the ball at the Oilers' 10-yard line. On a fourth-and-5, Davis hit a 23-yarder to increase the Cardinals lead to 21-12. On the Oilers next series, Richardson was intercepted by Hoage, and Arizona took over at the Oilers' 17-yard line. Four plays later, Centers scored on a 4-yard run to give the Cardinals a 28-12 advantage with 10:02 left in the game. The Oilers' last three drives would be engineered by Tolliver, with two ending in interceptions (one in the Arizona end zone) and one ending with a safety when Tolliver was sacked by DT Eric Swann in the end zone with 2:37 remaining in the game to set the final score at 30-12.



Arizona	0	10	0	20	30
Houston	9	3	0	0	12

Houston—Schroeder sacked by Lathon for a safety

Houston—Dishman 36 interception return (Del Greco kick)

Arizona—Centers 1 run (Davis kick)

Arizona—Davis 25 field goal

Houston—Del Greco 38 field goal

Arizona—Clark 13 pass from Schroeder (Moore run)

Arizona—Davis 23 field goal

Arizona—Centers 4 run (Davis kick)

Arizona—Tolliver sacked by Swann for a safety

	Ariz.	Hou.
First Downs	18	10
Rushes-Yards	45-161	16-37
Passing Yards	171	161
Total Yards	332	198
Had QB Sacked	1-5	4-23
Passes	20-12-1	34-11-5
Punts	6-38.3	5-45.4
Fumbles/Lost	2-0	2-1
Penalties/Yards	3-25	2-10

A—39,821

INDIVIDUAL LEADERS

RUSHING—Arizona: Hearst 3-56, Higgs 15-37, Moore 11-36, Centers 14-30, Schroeder 2-2
Houston: White 13-40, G. Brown 1-1, Richardson 1-1, Givins 1(-5)
PASSING—Arizona: Schroeder 20-12-1, 176 yards, 1 TD
Houston: Tolliver 31-11-4, 184 yards, 0 TD; Richardson 3-0-1, 0 yards, 0 TD
RECEIVING—Arizona: Clark 6-120, Proehl 2-29, Centers 2-14, Reeves 1-11, Samuels 1-2
Houston: McNair 5-77, Jeffires 3-43, Slaughter 2-56, Givins 1-8
INTERCEPTIONS—Arizona: Hoage 2-41, J. Williams 1-29, Lynch 1-12, A. Williams 1-6
Houston: Dishman 1-36
SACKS—Arizona: Swann 1.5-8.5, Simmons 1-7, Marshall 1-4, Bankston 0.5-3.5
Houston: Lathon 1-5

GAME #14

SEATTLE 16, HOUSTON 14

HOUSTON, DEC. 11—The Oilers suffered their 13th loss of the season and tenth consecutive when they were defeated 16-14 by the Seattle Seahawks in front of 31,453 fans at the Astrodome. The Seahawks capitalized on an early Oiler mistake when RB Lorenzo White fumbled on the game's first play at the Oilers' 25-yard line, and the ball was recovered by DT Cortez Kennedy. Four plays later, Seattle K John Kasay gave the Seahawks a 3-0 lead when he connected from 40 yards away. The Seahawks increased their lead to 10-0 on their first possession of the second quarter when RB Chris Warren capped a 70-yard, four-play drive with a 33-yard touchdown run. Trailing 10-0 to begin the third quarter, the Oilers watched as the Seahawks took the second half kickoff and marched 56 yards in five plays before RB Mack Strong carried the ball the final 13 yards on the sixth play for the Seahawks' second touchdown. DT Ray Childress blocked the extra point attempt and the Oilers trailed 16-0 with 11:33 remaining in the third quarter. The Oilers got on the board when QB Billy Joe Tolliver found WR Webster Slaughter for a 36-yard score, and after a Tolliver-to-WR Haywood Jeffires two-point conversion, the Oilers trailed 16-8 with 4:23 left in the game. After the defense held the Seahawks to 9 yards on three plays, WR Ernest Givins returned a Rick Tuten punt 78 yards for a touchdown with 2:53 remaining in the contest. However, the Oilers' two-point attempt failed when RB Todd McNair came up short after catching a pass from Tolliver and Houston trailed 16-14. S Bubba McDowell recovered K Al Del Greco's onside kick attempt, and the Oilers took possession on the their 47-yard line. After White gained 4 yards up the middle, the Oilers were penalized 15 yards for an illegal block. Tolliver was then sacked for a 12-yard loss on the next play. On fourth-and-33, Tolliver's pass was intercepted by CB Orlando Watters with 1:46 remaining in the contest. With Houston out of time outs, the Seahawks ran out the clock to preserve the victory.

Seattle	3	7	6	0	16
Houston	0	0	0	14	14

Seattle—Kasay 40 field goal
Seattle—Warren 33 run (Kasay kick)
Seattle—Strong 13 run
(kick blocked, Childress)
Houston—Slaughter 36 pass from Tolliver
(Jeffires pass from Tolliver)
Houston—Givins 78 punt return
(two-pt. conversion failed)

	Sea.	Hou.
First Downs	21	14
Rushes-Yards	50-266	20-63
Passing Yards	64	145
Total Yards	330	208
Had QB Sacked	4-31	6-39
Passes	17-8-0	29-16-1
Punts	6-41.0	6-11.7
Fumbles/Lost	1-1	1-1
Penalties-Yards	6-47	4-43

A—31,453

INDIVIDUAL LEADERS

RUSHING—Seattle: Warren 30-185, Strong 10-44, T. Johnson 3-22, S. Smith 2-8, Bates 1-7, McGwire 4-0
Houston: White 17-53, G. Brown 1-9, Tolliver 2-1
PASSING—Seattle: McGwire 17-8-0, 95 yards, 0 TD
Houston: Tolliver 29-16-1, 184 yards, 1 TD
RECEIVING—Seattle: S. Smith 2-32, Blades 2-29, T. Johnson 2-16, P. Green 1-11, Crumpler 1-7
Houston: Slaughter 5-66, Givins 5-48, Carter 4-49, Jeffires 1-11, Maston 1-10
INTERCEPTIONS—Seattle: Watters 1-0
Houston: None
SACKS—Seattle: Kennedy 2-12, Adams 1-9.5, Spitulski 1-0, Sinclair 0.5-6, Stephens 0.5-4, Wooden 0.5-4, McCrary 0.5-3.5
Houston: Childress 2-14, Barrow 1.5-12.5, Lathon 0.5-4.5



GAME #15

KANSAS CITY 31, HOUSTON 9

KANSAS CITY, DEC. 18—The Oilers suffered their 14th loss of the season and 11th consecutive when they were defeated 31-9 by the Kansas City Chiefs in front of 74,474 fans in Kansas City's Arrowhead Stadium. The Chiefs capitalized on an early Oiler mistake when RB Lorenzo White fumbled on the game's fourth play at the Oilers' 29-yard line and the ball was recovered by S David Whitmore. Five plays later, Chiefs' QB Joe Montana found TE Derrick Walker on 10-yard pass play for a touchdown and a 7-0 lead. After both teams exchanged punts, the Oilers received the ball on their 26-yard line and marched 43 yards on eight plays before K Al Del Greco connected on a 48-yard field goal to pull the Oilers within four points at 7-3. After a scoreless second quarter, the Chiefs took the opening kickoff of the second half and marched 76 yards on 14 plays capped by a Montana-to-WR Lake Dawson 25-yard touchdown connection, improving the Kansas City lead to 14-3. Following a Rich Camarillo punt, the Chiefs started their second possession of the second half at their 18-yard line. This time they used six plays to move 82 yards with RB Donnell Bennett scrambling the last 12 for the Chiefs' third score and a 21-3 third quarter lead. On the first play of the fourth quarter, Oiler QB Billy Joe Tolliver hit WR Haywood Jeffires for a 20-yard score. That score capped a 10-play, 74-yard drive and closed the Kansas City lead to 21-9 (two-point attempt failed). The Chiefs responded with a six-play, 59-yard drive that resulted in a K Lin Elliott 21-yard field goal and a 24-9 Kansas City lead. The game's final score came when the Chiefs converted a Tolliver fumble (recovered at the Oilers' 13-yard line) into a RB Greg Hill score, upping the final advantage to 31-9.

Houston	3	0	0	6	9
Kansas City	7	0	14	10	31

Kansas City—Walker 10 pass from Montana (Elliott kick)

Houston—Del Greco 48 field goal

Kansas City—Dawson 25 pass from Montana (Elliott kick)

Kansas City—Bennett 12 run (Elliott kick)

Houston—Jeffires 20 pass from Tolliver (two-pt. conversion failed)

Kansas City—Elliott 21 field goal

Kansas City—Hill 8 run (Elliott kick)

	Hou.	K.C.
First Downs	16	17
Rushes-Yards	29-119	30-135
Passing Yards	98	228
Total Yards	217	363
Had QB Sacked	3-18	1-7
Passes	26-15-1	27-16-0
Punts	4-41.8	5-44.2
Fumbles/Lost	4-4	0-0
Penalties/Yards	4-35	8-45

A—74,474

INDIVIDUAL LEADERS

RUSHING—Houston: White 21-88, G. Brown 7-29, Tolliver 1-2

Kansas City: Hill 14-63, Allen 10-42, Bennett 5-23, Anders 1-7

PASSING—Houston: Tolliver 26-15-1, 116 yards, 1 TD

Kansas City: Montana 27-16-0, 235 yards, 2 TDs

RECEIVING—Houston: Slaughter 5-34, Jeffires 4-57, Carter 2-9, White 2-8, R. Lewis 1-6, McNair 1-2

Kansas City: Dawson 5-101, Anders 5-39, Birden 2-45, Walker 2-15, W. Davis 1-33, Allen 1-2

INTERCEPTIONS—Houston: None

Kansas City: Mincey 1-5

SACKS—Houston: Davidson 1-7

Kansas City: N. Smith 2-18, Mickell 1-0

GAME #16

HOUSTON 24, NEW YORK JETS 10

HOUSTON, DEC. 24—The Oilers recorded their second victory of the season and snapped an 11-game losing streak when they defeated the New York Jets 24-10 in front of 31,176 fans at Houston's Astrodome. The Oilers jumped out to a 7-0 lead on their second possession of the first quarter when QB Bucky Richardson, who was making his fourth start of the season, scored his first career rushing touchdown on a one-yard QB sneak. The eight-play, 70-yard drive was highlighted by a five-of-six passing performance by Richardson. New York then took the ensuing kickoff and drove 66 yards in 11 plays to tie the score at 7-7 in the second quarter with a one-yard run by RB Johnny Johnson. The Oilers responded with an eight-play, 61-yard drive that resulted in a K Al Del Greco 28-yard field goal and a 10-7 Houston lead. Del Greco then got his second offering of the day on the Oilers' next possession.

topping off a 13-play, 66-yard drive with a season-long 50-yarder as time expired in the first half. Houston extended their lead to 21-7 in the third quarter after a sequence of big plays. Forced to kick on their first possession of



the second half, Oiler P Rich Camarillo booted a 48-yarder to Jets' Clifford Hicks who fumbled on the return after a hit by TE/HB John Henry Mills. The Oilers then took possession at the Jets' 22 on a recovery by RB Todd McNair. Four plays later, Richardson was intercepted by New York DE Marvin Washington but he helped get possession of the ball back by forcing the Jet defender to fumble, which was recovered by RB Lorenzo White. This gave the Oilers the ball and a first down at the New York 21-yard line. Houston took just five plays to capitalize with a three-yard touchdown run by White. Richardson then connected with WR Haywood Jeffires on the ensuing two-point conversion, giving the Oilers a 14-point advantage. The Jets moved to 21-10 late in the third quarter with a 49-yard field goal by K Nick Lowery. The

fourth quarter remained scoreless until the 1:12 mark when Del Greco split the uprights for the third time with a 42-yarder, closing out the season with a record-tying 11 consecutive field goals and giving the Oilers a 24-10 lead. FS Marcus Robertson put the finishing touches on Jeff Fisher's first win as head coach with an interception on the game's last play.

New York	0	7	3	0	10
Houston	7	6	8	3	24

Houston—Richardson 1 run (Del Greco kick)

New York—Johnson 1 run (Lowery kick)

Houston—Del Greco 28 field goal

Houston—Del Greco 50 field goal

Houston—White 3 run

(Jeffires pass from Richardson)

New York—Lowery 49 field goal

Houston—Del Greco 42 field goal

	N.Y.	Hou.
First Downs	14	25
Rushes-Yards	23-89	40-175
Passing Yards	127	206
Total Yards	216	381
Had QB Sacked	0-0	3-14
Passes	31-15-1	30-17-2
Punts	5-48.0	4-44.0
Fumbles/Lost	2-2	2-1
Penalties/Yards	4-61	7-53

A—31,176

INDIVIDUAL LEADERS

RUSHING—New York: Johnson 15-75, Anderson 8-14

Houston: White 27-97, Richardson 6-46, G. Brown 7-32

PASSING—New York: Esiason 23-10-0, 82 yards, 0 TD; Foley 8-5-1, 45 yards, 0 TD

Houston: Richardson 29-17-2, 220 yards, 0 TD; Tolliver 1-0-0, 0 yards, 0 TD

RECEIVING—New York: Anderson 4-47, Moore 2-29, Yarborough 2-12, Baxter 2-10,

Johnson 2-10, Mitchell 1-7, Parker 1-7, Monk 1-5

Houston: Slaughter 8-123, R. Lewis 3-42, Jeffires 3-31, Givins 2-9, Wellman 1-15

INTERCEPTIONS—New York: Turner 1-9, M. Washington 1-7

Houston: Robertson 1-32

SACKS—New York: M. Lewis 3-14

Houston: None



1994 REGULAR SEASON STATISTICS

WON 2, LOST 14 (*Overtime)

RESULTS	Date	Opponents	Attendance
(L) 21-45	9/04	at Indianapolis	47,372
(L) 17-20	9/11	at Dallas	64,402
(L) 7-15	9/18	Buffalo	55,424
(W) 20-13	9/25	Cincinnati	44,253
(L) 14-30	10/03	at Pittsburgh	57,274
(L) 8-11	10/13	Cleveland	50,364
(L) 6-21	10/24	at Philadelphia	65,233
(L) 14-17	10/30	at L.A. Raiders	40,473
(L)* 9-12	11/06	Pittsburgh	47,822
(L) 31-34	11/13	at Cincinnati	54,908
(L) 10-13	11/21	New York Giants	53,201
(L) 10-34	11/27	at Cleveland	65,088
(L) 12-30	12/04	Arizona	39,821
(L) 14-16	12/11	Seattle	31,453
(L) 9-31	12/18	at Kansas City	74,474
(W) 24-10	12/24	New York Jets	31,176

TEAM STATISTICS	Oilers	Opponent
TOTAL FIRST DOWNS	278	275
Rushing	97	112
Passing	158	132
Penalty	23	31
3rd Down: Made/Att	78/224	80/219
3rd Down Pct.	34.8	36.5
4th Down: Made/Att	9/18	3/10
4th Down Pct.	50.0	30.0
POSSESSION AVG.	29:06	30:54
TOTAL NET YARDS	4481	4915
Avg. Per Game	280.1	307.2
Total Plays	1036	971
Avg. Per Play	4.3	5.1
NET YARDS RUSHING	1682	2120
Avg. Per Game	105.1	132.5
Total Rushes	417	540
NET YARDS PASSING	2799	2795
Avg. Per Game	174.9	174.7
Sacked/Yards Lost	65/417	31/168
Gross Yards	3216	2963
Att./Completions	554/274	400/221
Completion Pct.	49.5	55.3
Had Intercepted	17	14
PUNTS/AVERAGE	96/42.9	82/42.0
NET PUNTING AVG.	96/36.4	82/36.9
PENALTIES/YARDS	115/959	102/807
FUMBLES/BALL LOST	42/25	20/12
TOUCHDOWNS	25	37
Rushing	10	17
Passing	13	18
Returns	2	2

SCORE BY PERIODS	1	2	3	4	OT	TP
OILERS TOTAL	45	56	25	100	0	226
Opp. Total	57	122	60	110	3	352

SCORING	TDR	TDP	TDRT	PAT	FG	S	TP
Del Greco	0	0	0	18/18	16/20	0	66
Jeffries	0	0	0	0/0	0/0	0	42
G. Brown	4	1	0	0/0	0/0	0	30
White	3	1	0	0/0	0/0	0	24
Givins	0	1	1	0/0	0/0	0	12
Slaughter	0	2	0	0/0	0/0	0	12
Tolliver	2	0	0	0/0	0/0	0	12
Carter	0	1	0	0/0	0/0	0	6
Coleman	0	1	0	0/0	0/0	0	6
Dishman	0	0	1	0/0	0/0	0	6
Richardson	1	0	0	0/0	0/0	0	6
R. Brown	0	0	0	0/0	0/0	0	2
Lathon	0	0	0	0/0	0/0	1	2
OILERS TOTAL	10	13	2	18/18	16/20	1	226
Opp. Total	17	18	2	34/35	30/31	1	352

2-Pt. Conversions: Jeffries 3, R. Brown, **OILERS** 4-7, Opponents 2-2

RUSHING	Att.	Yds.	Avg.	LG	TD
White	191	757	4.0	33	3
G. Brown	169	648	3.8	18	4
Richardson	30	217	7.2	18	1
Tolliver	12	37	3.1	10	2
Carlson	10	17	1.7	6	0
Tillman	2	12	6.0	9	0
Coleman	1	2	2.0	2	0
Wellman	1	-3	-3.0	-3	0
Givins	1	-5	-5.0	-5	0
OILERS TOTAL	417	1682	4.0	33	10
Opp. Total	540	2120	3.9	52	17

RECEIVING	Rec.	Yds.	Avg.	LG	TD
Slaughter	68	846	12.4	57	2
Jeffries	68	783	11.5	50	6
Givins	36	521	14.5	76t	1
White	21	188	9.0	41	1
Coleman	20	298	14.9	81	1
G. Brown	18	194	10.8	24	1
Carter	11	74	6.7	19	1
Wellman	10	112	11.2	25	0
McNair	8	78	9.8	21	0
R. Lewis	4	48	12.0	19	0
R. Brown	4	34	8.5	11	0
Hannah	3	24	8.0	11	0
Maston	2	12	6.0	10	0
Mills	1	4	4.0	4	0
OILERS TOTAL	274	3216	11.7	81	13
Opp. Total	221	2963	13.4	55	18

INTERCEPTIONS	No.	Yds.	Avg.	LG	TD
D. Lewis	5	57	11.4	20	0
Dishman	4	74	18.5	38	1
Robertson	3	90	30.0	41	0
Bishop	1	21	21.0	21	0
St. Jackson	1	0	0.0	0	0
OILERS TOTAL	14	242	17.3	41	1
Opp. Total	17	188	11.1	41	0

PUNTING	No.	Yds.	Avg.	Net	TB	In 20	LG	Blk.
Camarillo	96	4115	42.9	36.4	9	35	58	0
OILERS TOTAL	96	4115	42.9	36.4	9	35	58	0
Opp. Total	82	3443	42.0	36.9	7	31	56	0

PUNT RETURNS	No.	FC	Yds.	Avg.	LG	TD
Givins	37	9	210	5.7	78t	1
Hannah	9	0	58	6.4	13	0
Coleman	2	2	13	6.5	10	0
Dishman	1	0	0	0.0	0	0
Robertson	1	1	0	0.0	0	0
OILERS TOTAL	50	12	281	5.6	78t	1
Opp. Total	50	16	438	8.8	82t	1

KICKOFF RETURNS	No.	Yds.	Avg.	LG	TD
McNair	23	481	20.9	44	0
Mills	15	282	18.8	34	0
St. Jackson	14	285	20.4	40	0
White	8	167	20.9	28	0
Hannah	5	116	23.2	39	0
Tillman	4	51	12.8	19	0
Bishop	2	18	9.0	11	0
Teeter	2	9	4.5	9	0
Givins	1	27	27.0	27	0
OILERS TOTAL	74	1436	19.4	44	0
Opp. Total	48	832	17.3	35	0

FIELD GOALS	1-19	20-29	30-39	40-49	50+	Total
Del Greco	0/0	4/5	4/4	7/8	1/3	16/20
OILERS TOTAL	0/0	4/5	4/4	7/8	1/3	16/20
Opp. Total	0/0	10/10	7/7	11/11	2/3	30/31

Del Greco: (55N)(41G)() (45G,24G)(48N)(29N)(21G,24G)(52N)(32G,49G,38G)(34G)(43G)(42G)(38G)() (48G)(28G,50G,42G)

Opponents: (42G)(45G,29G)(37G,42G,48G,29G,48G)(21G,49G)(42G,25G,22G)(50N,35G)() (35G)(50G,39G,37G,40G)(50G,40G)(26G,37G)(37G,23G)(25G,23G)(40G)(21G)(49G)



PASSING	Att.	Comp.	Yds.	Pct.	Avg/ Att.	TD
Tolliver.....	240	121	1287	50.4	5.36	6
Richardson.....	181	94	1202	51.9	6.64	6
Carlson.....	132	59	727	44.7	5.51	1
Camarillo.....	1	0	0	0.0	0.00	0
OILERS TOTAL.....	554	274	3216	49.5	5.81	13
Opp. Total.....	400	221	2963	55.3	7.41	18

PASSING	Pct. TD	Int.	Pct./ Int.	LG	Sacks/ Lost	Rating
Tolliver.....	2.5	7	2.9	44	27/166	62.6
Richardson.....	3.3	6	3.3	76t	23/136	70.3
Carlson.....	0.8	4	3.0	81	15/115	52.2
Camarillo.....	0.0	0	0.0	0	0/0	39.6
OILERS TOTAL.....	2.3	17	3.1	81	65/417	62.5
Opp. Total.....	4.5	14	3.5	55	31/168	79.4

DEFENSIVE STATISTICS

Compiled from press box stats
(Figures in parenthesis indicate additional special teams, interception,
and fumble return tackles)

Name	Solos	Assists	Total	Sacks	INTs	FR/FF	PD
A. Smith	97	45	142	2.5/22.0		1/0	1
Bishop	75 (3)	37 (1)	112 (4)	1.5/11.0	1/21	1/0	6
Robertson	80 (4)	31 (0)	111 (4)		3/90	0/2	6
Barrow	57 (4)	37 (1)	94 (5)	2.5/21.5			5
#Childress	49	19	68	6/30.0		0/3	2
Davidson	47	21	68	6/23.0		0/1	5
+Dishman	53	13	66		4/74	1/1	22
Robinson	41 (1)	25 (0)	66 (1)				6
Montgomery	45	19	64	3/15.0		3/0	1
D. Lewis	43	12	55		5/57		19
Lathon	36	16	52	8.5/36.5		1/3	3
McDowell	18 (2)	6 (0)	24 (2)			1/0	
Wortham	15 (10)	7 (1)	22 (11)			1/0	
Roberts	15	4	19				
Bowden	7 (4)	6 (0)	13 (4)			0/1	
St. Jackson	10 (7)	2 (1)	12 (8)	1/9.0	1/0		7
Ford	10	1	11				
Teeter	7	0	7				1
Orlando	5 (4)	1 (3)	6 (7)				
McCants	3	2	5				
Davis	2 (6)	0 (0)	2 (6)				
Faryniarz	1 (9)	0 (1)	1 (10)				
Mills	0 (13)	0 (0)	0 (13)			0/1	
Tillman	0 (7)	0 (2)	0 (9)			2/0	
McNair	0 (7)	0 (0)	0 (7)			1/0	
Seabron	0 (4)	0 (1)	0 (5)				
Nunley	0 (3)	0 (1)	0 (4)				
G. Brown	0 (3)	0 (0)	0 (3)				
Hopkins	0 (3)	0 (0)	0 (3)			1/0	
Jeffires	0 (3)	0 (0)	0 (3)				
Carlson	0 (2)	0 (0)	0 (2)			1/0	
Carter	0 (2)	0 (0)	0 (2)				
Slaughter	0 (2)	0 (0)	0 (2)			1/0	
Barnes	0 (1)	0 (0)	0 (1)				
Camarillo	0 (1)	0 (0)	0 (1)			1/0	
Coleman	0 (1)	0 (0)	0 (1)				
Del Greco	0 (1)	0 (0)	0 (1)				
R. Lewis	0 (1)	0 (0)	0 (1)				
Norgard	0 (1)	0 (0)	0 (1)				
White	0 (1)	0 (0)	0 (1)			1/0	
Matthews	0 (0)	0 (1)	0 (1)				
D. Williams	0 (1)	0 (0)	0 (1)			1/0	
Richardson	0 (1)	0 (0)	0 (1)			3/1	
Givins						3/0	
Flannery						2/0	

+ 36-Yd. INT return for TD vs. Cardinals, 12/4/94

Blocked PAT vs. Seahawks, 12/11/94

1994 MISCELLANEOUS STATISTICS

DRIVE ENGINEERING

QB	Drives										Points		Drive Efficiency
	Started	TD	FG	FGA	PNT	DWN	TRN	SAF	GM	HLF	Yielded	Drive	
Richardson	58	19	4	6	27	2	11	0	1	1	83	1.4	24.1%
Carlson	52	2	7	8	30	1	11	0	0	0	35	0.7	17.3%
Tolliver	83	11	5	6	39	5	18	1	0	3	93	1.1	19.3%
Hou.	193	23	16	20	96	8	40	1	1	4	211	1.1	20.2%
Opp.	194	35	30	31	82	7	23	1	9	6	326	1.8	33.5%

YARDS GAINED BY DOWN

Team	1st Down			2nd Down			3rd Down			4th Down			Season		
	Att.	Yds.	Avg.	Att.	Yds.	Avg.	Att.	Yds.	Avg.	Att.	Yds.	Avg.	Att.	Yds.	Avg.
Hou.	445	1838	4.1	349	1399	4.0	224	1149	5.1	18	95	5.3	1036	4481	4.3
Opp.	423	2398	5.7	319	1418	4.4	219	1071	4.9	10	28	2.8	971	4915	5.1

FIRST DOWN TENDENCIES

Team	Rushing			Passing			Overall			Times Gained			
	Plays	Yds.	Avg.	Plays	Yds.	Avg.	Plays	Yds.	Avg.	10+	5+	0	Neg.
Hou.	218	782	3.6	227	1056	4.7	445	1838	4.1	63	87	124	35
Opp.	278	1160	4.2	145	1238	8.5	423	2398	5.7	76	98	57	51

THIRD DOWN EFFICIENCY

Team	3rd Down Situation											Total	Pct.
	1	2	3	4	5	6	7	8	9	10+			
Hou.	15/26	11/17	3/13	5/9	7/14	6/11	4/17	3/22	4/18	20/77		78/224	34.8%
Opp.	20/25	11/21	7/13	7/20	8/20	7/20	2/20	5/19	3/7	10/54		80/219	36.5%

INSIDE THE 20-YARD LINE

	NO	TD	FG	FGA	INT	FMBL	DWN	GAME	HLF	PTS
Hou.	39	21	9	10	6	2	0	0	0	175
Opp.	49	25	18	18	2	2	1	0	1	230

GOAL-TO-GO SITUATIONS

	NO	TD	FG	FGA	INT	FMBL	DWN	GAME	HLF	PTS
Hou.	18	11	3	3	2	2	0	0	0	88
Opp.	27	19	5	5	1	1	1	0	0	148

GIVEAWAYS-TAKEAWAYS

	NO	Result	TD	FG	FGA	SAF	INT	FMB	PNT	DWN	GM	HLF	PTS
Giveaways	42		10	9	9	0	2	3	14	2	2	0	97

	NO	Result	TD	FG	FGA	SAF	INT	FMB	PNT	DWN	GM	HLF	PTS
Takeaways	26		5	3	3	0	2	1	13	0	1	1	44

KICKOFF ANALYSIS

	TOTAL	RET	TB	SQB	ONS	OB	FC	Avg. Ret.	Against
Del Greco	56	48	1	0	6	0	1		17.3
Hou.	56	48	1	0	6	0	1		17.3
Opp.	80	74	4	0	0	1	1		19.4

1994 GAMES PLAYED

Legend: Position Abbreviation Indicates Start
P = Played IL = Inactive List
X = Did Not Play N = Not on Roster
I = Injured Reserve PS = Practice Squad

NAME	1	2	3	4	5	6	7	8	9	10	11	12	13	14	15	16	GAMES PLAYED/ STARTED
M. Bailey	X	PS	PS	PS	PS	PS	PS	PS	PS	PS	PS	PS	PS	PS	PS	PS	0/0
T. Barnes	PS	PS	PS	PS	PS	PS	PS	PS	PS	PS	PS	PS	PS	PS	PS	P	1/0
M. Barrow	LB	LB	LB	LB	LB	LB	LB	LB	LB	LB	LB	LB	LB	LB	LB	LB	16/16
B. Bishop	P	P	P	SS	SS	SS	SS	SS	SS	SS	SS	SS	SS	SS	SS	SS	16/13
J. Bowden	IL	IL	P	LB	P	P	P	P	P	P	P	P	P	P	P	P	14/1
G. Brown	RB	RB	RB	RB	IL	IL	RB	RB	RB	RB	X	X	P	P	P	P	12/8
R. Brown	P	P	X	P	P	IL	IL	IL	IL	IL	IL	IL	IL	IL	IL	I	4/0
R. Camarillo	P	P	P	P	P	P	P	P	P	P	P	P	P	P	P	P	16/0
C. Carlson	QB	IL	X	QB	QB	IL	QB	X	QB	X	IL	IL	IL	IL	IL	IL	5/5
P. Carter	P	TE	TE	TE	P	TE	TE	TE	TE	TE	TE	TE	TE	P	TE	TE	16/13
R. Childress	LT	LT	LT	LT	LT	LT	LT	LT	LT	LT	LT	LT	LT	LT	LT	LT	16/16
P. Coleman	WR	P	P	P	WR	P	P	P	P	P	IL	IL	IL	IL	IL	IL	10/2
K. Davidson	LE	LE	LE	LE	LE	LE	LE	LE	LE	LE	LE	LE	LE	LE	LE	LE	16/16
M. Davis	P	P	P	P	P	P	P	P	P	P	P	P	P	P	P	P	16/0
A. Del Greco	P	P	P	P	P	P	P	P	P	P	P	P	P	P	P	P	16/0
C. Dishman	CB	CB	CB	CB	CB	CB	CB	CB	CB	CB	CB	CB	CB	CB	CB	CB	16/16
K. Donnalley	RG	RG	RG	RG	RG	RG	P	P	RG	RG	RG	RG	RG	IL	IL	IL	13/11
B. Faryniarz	P	P	P	P	P	P	P	P	P	P	P	P	P	P	P	P	16/0
J. Flannery	LG	LG	LG	LG	LG	LG	LG	LG	LG	LG	LG	LG	LG	LG	LG	LG	16/16
H. Ford	IL	X	P	P	P	X	X	P	P	X	P	P	P	P	P	P	11/0
E. Givins	WR	WR	WR	WR	WR	WR	WR	WR	WR	WR	WR	WR	WR	WR	WR	WR	16/16
L. Hall	PS	PS	PS	PS	PS	PS	PS	PS	PS	PS	PS	PS	PS	PS	PS	IL	0/0
T. Hannah	P	P	P	P	IL	IL	IL	P	P	IL	IL	P	IL	IL	P	P	9/0
B. Hopkins	LT	LT	P	LT	LT	LT	LT	LT	LT	LT	LT	LT	LT	LT	LT	LT	16/15
Se. Jackson	I	I	I	I	I	I	I	I	I	I	I	I	I	I	I	I	0/0
St. Jackson	P	P	P	IL	IL	X	P	P	P	P	P	IL	IL	P	P	P	11/0
H. Jeffries	WR	WR	WR	WR	WR	WR	WR	WR	WR	WR	WR	WR	WR	WR	WR	WR	16/16
W. Jennings	PS	PS	PS	PS	PS	PS	PS	PS	PS	PS	PS	PS	PS	PS	PS	PS	0/0
L. Lathon	P	RE	RE	RE	RE	RE	RE	RE	RE	RE	RE	RE	RE	RE	RE	RE	16/15
D. Lewis	CB	CB	CB	CB	CB	CB	CB	P	CB	CB	CB	CB	CB	CB	CB	CB	16/15
R. Lewis	IL	IL	IL	P	IL	X	IL	IL	IL	IL	IL	IL	IL	X	P	TE	3/1
L. Maston	P	IL	IL	IL	X	X	IL	IL	IL	X	P	P	P	FB	IL	IL	5/1
B. Matthews	C	C	LT	C	C	C	C	C	C	C	C	C	C	C	C	C	16/16
K. McCants	RE	P	P	IL	X	P	IL	IL	N	N	N	N	N	N	N	N	4/1
B. McDowell	SS	SS	SS	IL	IL	IL	IL	IL	IL	IL	P	P	P	P	P	P	9/3
T. McNair	P	P	P	P	P	P	P	P	P	P	P	RB	P	P	P	P	16/1
J. H. Mills	P	HB	P	P	P	P	P	P	P	P	P	P	P	P	P	P	16/1
G. Montgomery	RT	RT	RT	RT	RT	RT	RT	RT	RT	RT	RT	RT	RT	RT	IL	IL	14/14
E. Norgard	P	P	C	P	P	P	RG	RG	P	P	P	P	TE	RG	RG	RG	16/7
J. Nunley	X	IL	X	P	P	P	P	P	P	P	P	P	P	IL	P	P	12/0
B. Orlando	P	P	P	P	P	P	P	P	P	P	P	P	P	P	P	P	16/0
J. Reid	IL	IL	IL	IL	IL	IL	IL	IL	IL	IL	IL	IL	IL	IL	IL	X	0/0
B. Richardson	P	QB	QB	X	P	QB	IL	IL	IL	IL	X	X	P	X	X	QB	7/4
T. Roberts	P	P	P	X	P	X	P	X	X	P	P	P	P	P	RT	RT	12/2
M. Robertson	FS	FS	FS	FS	FS	FS	FS	FS	FS	FS	FS	FS	FS	FS	FS	FS	16/16
E. Robinson	LB	LB	LB	X	LB	LB	LB	LB	LB	LB	LB	LB	LB	LB	LB	LB	15/15
B. Schultz	N	IL	IL	IL	X	IL	X	IL	IL	IL	IL	IL	X	X	X	IL	0/0
M. Seabron	IL	X	IL	P	P	P	P	P	P	P	P	P	P	P	P	P	13/0
W. Slaughter	WR	P	WR	WR	WR	WR	WR	WR	WR	WR	WR	P	P	WR	WR	P	16/12
A. Smith	LB	LB	LB	LB	LB	LB	LB	LB	LB	LB	LB	LB	LB	LB	LB	LB	16/16
S. Smith	I	I	I	N	N	N	N	N	N	N	N	N	N	N	N	N	0/0
T. Smith	I	I	N	N	N	N	N	N	N	N	N	N	N	N	N	N	0/0
T. Stowers	I	I	I	N	N	N	N	N	N	N	N	N	N	N	N	N	0/0
M. Teeter	P	P	IL	P	P	P	P	P	P	P	P	P	P	P	P	I	14/0
S. Thomas	P	P	P	P	P	P	P	P	P	P	P	P	P	P	P	P	16/0
S. Tillman	P	P	P	P	P	P	P	P	P	P	P	P	P	P	P	P	16/0
B. J. Tolliver	N	X	IL	IL	IL	P	P	QB	X	QB	QB	QB	QB	QB	QB	P	10/7
G. Wellman	IL	IL	IL	IL	IL	P	P	P	P	X	P	P	P	P	P	X	8/0
I. White	IL	P	P	P	RB	RB	P	P	P	P	RB	RB	RB	RB	RB	RB	15/8
D. Williams	RT	RT	RT	RT	RT	RT	RT	RT	RT	RT	RT	RT	RT	RT	RT	RT	16/16
L. Williamson	IL	PS	PS	PS	PS	PS	PS	PS	PS	PS	IL	IL	IL	IL	IL	IL	0/0
B. Wortham	P	P	P	P	P	P	P	P	P	LB	P	P	P	P	P	P	16/1

1994 SUPERLATIVES

OILERS

LONGEST RUN FROM SCRIMMAGE:	33 yards by Lorenzo White vs. N.Y. Giants
LONGEST PASS COMPLETION:	81 yards from Cody Carlson to Pat Coleman vs. Cincinnati
LONGEST PUNT RETURN:	78 yards by Ernest Givins vs. Seattle
LONGEST KICKOFF RETURN:	44 yards by Todd McNair at Cleveland
LONGEST INTERCEPTION RETURN:	41 yards by Marcus Robertson vs. Cincinnati
LONGEST PUNT:	58 yards by Rich Camarillo at Kansas City
LONGEST FIELD GOAL:	50 yards by Al Del Greco vs. N.Y. Jets
MOST RUSHING ATTEMPTS:	27 by Lorenzo White (156 yards) vs. N.Y. Giants; (97 yards) vs. N.Y. Jets
MOST YARDS RUSHING:	156 by Lorenzo White (27 attempts) vs. N.Y. Giants
MOST PASSES ATTEMPTED:	48 by Cody Carlson (22 completions) vs. Pittsburgh
MOST PASSES COMPLETED:	22 by Cody Carlson (48 attempts) vs. Pittsburgh
MOST YARDS PASSING:	242 by Bucky Richardson (20 of 42) at Dallas
MOST PASSES CAUGHT:	9 by Webster Slaughter (77 yards) at Indianapolis
MOST YARDS ON RECEPTIONS:	123 by Webster Slaughter (8 catches) vs. N.Y. Jets
MOST TOUCHDOWN PASSES:	3 by Bucky Richardson at Indianapolis
MOST INTERCEPTIONS THROWN:	4 by Billy Joe Tolliver vs. Arizona
MOST RUSHING TOUCHDOWNS:	2 by Gary Brown at Dallas
MOST TOUCHDOWN RECEPTIONS:	2 by Haywood Jeffires at Indianapolis

OPPONENTS

LONGEST RUN FROM SCRIMMAGE:	52 yards by Marshall Faulk, Indianapolis
LONGEST PASS COMPLETION:	55 yards from Kent Graham to Mike Sherrard, N.Y. Giants
LONGEST PUNT RETURN:	82 yards by Corey Sawyer, Cincinnati
LONGEST KICKOFF RETURN:	35 yards by Don Beebe, Buffalo
LONGEST INTERCEPTION RETURN:	41 yards by Terry Hoage, Arizona
LONGEST PUNT:	56 yards by Lee Johnson, Cincinnati; Mark Royal, Pittsburgh; Lee Johnson, Cincinnati; Louie Aguiar, Kansas City; Brian Hansen, N.Y. Jets
LONGEST FIELD GOAL:	50 yards by Doug Pelfrey, Cincinnati
MOST RUSHING ATTEMPTS:	34 by Rodney Hampton (122 yards), N.Y. Giants
MOST YARDS RUSHING:	185 by Chris Warren (30 attempts), Seattle
MOST PASSES ATTEMPTED:	33 by Jeff Blake (23 completions), Cincinnati
MOST PASSES COMPLETED:	23 by Jeff Blake (33 attempts), Cincinnati
MOST YARDS PASSING:	354 by Jeff Blake (23 of 33), Cincinnati
MOST PASSES CAUGHT:	11 by Carl Pickens (188 yards), Cincinnati
MOST YARDS ON RECEPTIONS:	188 by Carl Pickens (11 catches), Cincinnati
MOST TOUCHDOWN PASSES:	4 by Jeff Blake, Cincinnati
MOST INTERCEPTIONS THROWN:	3 by David Klingler, Cincinnati
MOST RUSHING TOUCHDOWNS:	3 by Marshall Faulk, Indianapolis
MOST TOUCHDOWN RECEPTIONS:	3 by Carl Pickens, Cincinnati

TEAM OFFENSIVE HIGHS AND LOWS

BEST

WORST

FIRST DOWNS:	26 at Indianapolis	10 vs. Arizona
RUSHING YARDS:	176 vs. N.Y. Jets	37 vs. Arizona
PASSING YARDS:	295 at Indianapolis	102 at Cleveland
TOTAL OFFENSE:	382 vs. N.Y. Jets	182 at Cleveland
TOTAL PLAYS:	79 vs. Cincinnati, vs. Pittsburgh	45 vs. N.Y. Giants
RUSHING ATTEMPTS:	42 vs. Cincinnati	14 at Indianapolis
PASSING ATTEMPTS:	57 at Indianapolis	15 vs. N.Y. Giants
PASSES COMPLETED:	30 at Indianapolis	10 vs. N.Y. Giants
PASSES HAD INTERCEPTED:	0 at Pittsburgh, at L.A. Raiders, vs. Pittsburgh, at Cincinnati, vs. N.Y. Giants, at Cleveland	5 vs. Arizona
FUMBLES LOST:	0 at Dallas, at Cincinnati, vs. N.Y. Giants	4 at Kansas City
YARDS PENALIZED:	5 at Philadelphia	106 at Cincinnati
TIME OF POSSESSION:	38:37 vs. Cincinnati	20:05 vs. Arizona

TEAM DEFENSIVE HIGHS AND LOWS

BEST

WORST

FIRST DOWNS:	12 vs. Cleveland	23 at Cleveland
RUSHING YARDS:	39 at Cincinnati	266 vs. Seattle
PASSING YARDS:	64 vs. Seattle	354 at Cincinnati
TOTAL OFFENSE:	176 vs. Cincinnati	387 at Cincinnati
TOTAL PLAYS:	49 vs. Cleveland	71 vs. Seattle
RUSHING ATTEMPTS:	19 at Cincinnati	50 vs. Seattle
PASSING ATTEMPTS:	13 at Indianapolis	33 at Cincinnati
PASSES COMPLETED:	8 vs. Seattle	23 at Cincinnati
PASSES HAD INTERCEPTED:	3 vs. Cincinnati	0 at Pittsburgh, vs. Pittsburgh, at Cincinnati, vs. N.Y. Giants, vs. Seattle, at Kansas City
FUMBLES LOST:	2 at Indianapolis, at L.A. Raiders, at Cincinnati, at Cleveland, vs. N.Y. Jets	0 at Dallas, vs. Buffalo, at Pittsburgh, vs. Cleveland, vs. Pittsburgh, vs. N.Y. Giants, vs. Arizona, at Kansas City
YARDS PENALIZED:	99 vs. Pittsburgh	10 vs. Cincinnati
TIME OF POSSESSION:	21:23 vs. Cincinnati	39:55 vs. Arizona





1994 GAME-BY-GAME OFFENSIVE STATISTICS

		FIRST DOWNS	BY RUSH	BY PASS	3RD DOWN CONVERSIONS	3RD DOWN ATTEMPTS	3RD DOWN CONVERSIONS	4TH DOWN CONVERSIONS	4TH DOWN ATTEMPTS	TOTAL NET YARDS	AVERAGE PLAYS	NET YARDS RUSHING	RUSHING ATTEMPTS	AVERAGE GAIN/RUSH	NET YARDS PASSING	QB SACKS	YARDS LOST	GROSS YARDS PASSING	PASSES COMPLETED	PERCENTAGE	INTERCEPTIONS	YARDS PENALTIES	FUMBLES-LOST	FUMBLES-PENALIZED	PUNTS-AVERAGE	TURNOVERS	POINTS SCORED	TD RUSHING	TD PASSING	TD RETURNS	FIELD GOALS MADE	TIME OF POSSESSION			
9/4	@ Indianapolis	26	5	20	1	7	15	1	2	374	75	5.0	79	14	5.6	295	4	37	332	57	30	52.6	1	12	94	2-2	5+16.4	3	21	0	3	0	0	1	28:00
9/11	@ Dallas	20	8	11	1	9	19	2	2	339	75	4.5	137	28	4.9	202	5	40	242	42	20	47.6	2	8	78	2-0	6+13.3	2	17	2	0	0	1	1	30:08
9/18	Buffalo	13	4	9	0	5	13	0	1	256	56	4.6	97	27	3.6	159	5	34	193	24	11	45.8	1	8	51	4-2	5+16.0	3	7	0	1	0	0	0	27:16
9/25	Cincinnati	19	11	8	0	8	19	0	1	341	79	4.3	148	42	3.5	193	3	18	211	34	12	35.3	2	14	106	4-2	7+11.6	4	20	1	1	0	2	2	38:37
10/3	@ Pittsburgh	14	2	11	1	3	12	0	0	290	57	5.1	69	19	3.6	221	6	27	248	32	17	53.1	0	5	48	5-2	8+13.6	2	14	0	2	0	0	1	24:28
10/13	Cleveland	20	7	10	3	8	17	0	0	305	69	4.4	106	24	4.4	199	5	30	229	40	22	55.0	1	11	75	1-1	6+39.2	2	8	0	1	0	0	1	32:24
10/24	@ Philadelphia	15	4	9	2	6	14	0	1	282	65	4.3	68	29	2.3	214	3	17	231	33	16	48.5	1	1	5	4-3	5+11.6	4	6	0	0	0	2	2	31:06
10/30	@ L.A. Raiders	21	8	12	1	7	16	2	2	302	71	4.3	99	25	4.0	203	3	23	226	43	19	44.2	0	7	45	3-3	7+40.0	3	14	1	1	0	0	1	27:55
11/6	Pittsburgh	17	3	10	4	3	18	1	1	244	79	3.1	81	25	3.4	160	6	45	205	48	22	45.8	0	11	103	3-1	11+15.6	1	9	0	0	0	3	3	34:29
11/13	@ Cincinnati	24	11	9	4	6	13	0	0	284	69	4.1	155	31	5.0	129	4	23	152	34	20	58.8	0	2	36	0-0	6+11.7	0	31	2	2	0	1	1	36:34
11/21	N.Y. Giants	13	8	5	0	1	8	0	2	278	45	6.2	166	29	5.7	112	1	7	119	15	10	66.7	0	10	78	1-0	4+39.3	0	10	1	0	0	1	1	26:44
11/27	@ Cleveland	11	6	5	0	4	15	1	2	182	56	3.3	80	19	4.2	102	4	22	124	33	16	48.5	0	9	99	3-2	7+13.0	2	10	1	0	0	1	1	24:47
12/4	Arizona	10	1	8	1	0	9	1	1	198	54	3.7	37	16	2.3	161	4	23	184	34	11	32.4	5	2	10	2-1	5+15.4	6	12	0	0	1	1	1	20:05
12/11	Seattle	14	2	10	2	3	12	0	2	208	55	3.8	63	20	3.2	145	6	39	184	29	16	55.2	1	4	43	1-1	6+11.7	2	14	0	1	1	0	0	22:46
12/18	@ Kansas City	16	6	8	2	3	11	1	1	217	58	3.7	119	29	4.1	98	3	18	116	26	15	57.7	1	4	35	4-4	4+11.8	5	9	0	1	0	1	1	30:03
12/24	N.Y. Jets	25	11	13	1	5	13	0	0	381	73	5.2	175	40	4.4	206	3	14	220	30	17	56.7	2	7	53	2-1	4+44.0	3	24	2	0	0	3	3	35:53

1994 GAME-BY-GAME DEFENSIVE STATISTICS

	DATE	OPPONENT	FIRST DOWNS	BY RUSH	BY PASS	3RD DOWNS	3RD DOWNS CONVERSIONS	4TH DOWNS	4TH DOWNS CONVERSIONS	TOTAL NET YARDS	AVERAGE PLAYS	NET YARDS RUSHING	RUSHING ATTEMPTS	AVERAGE GAIN/RUSH	NET YARDS PASSING	QB SACKS	YARDS LOST	GROSS YARDS PASSING	PASSES COMPLETED	PERCENTAGE	INTERCEPTIONS	YARDS PENALIZED	FUMBLES LOST	TURNOVERS	POINTS SCORED	TD RUSHING	TD PASSING	TD RETURNS	FIELD GOALS MADE	TIME OF POSSESSION					
	9/4	@ Indianapolis	19	9	7	3	6	10	0	1	288	52	5.5	182	37	4.9	106	2	6	112	13	10	76.9	1	11	72	1-1	2-46.5	3	45	3	2	1	1	32:00
	9/11	@ Dallas	18	5	10	3	6	14	0	0	340	62	5.5	115	34	3.4	225	3	3	228	25	14	56.0	1	5	50	1-0	7-43.3	1	20	1	1	0	2	29:52
	9/18	Buffalo	17	7	9	1	3	14	0	0	298	63	4.7	115	34	3.4	183	1	7	190	28	18	64.3	1	5	40	0-0	4-39.3	1	15	0	0	0	5	32:44
	9/25	Cincinnati	13	5	5	3	1	13	0	2	176	59	3.0	102	22	4.6	74	7	41	115	30	10	33.3	3	2	10	1-1	6-37.2	4	13	0	0	1	2	21:23
	10/3	@ Pittsburgh	21	13	7	1	6	15	0	0	379	63	6.0	215	44	4.9	164	1	3	167	18	10	55.6	0	6	45	0-0	5-40.8	0	30	2	1	0	3	35:32
	10/13	Cleveland	12	3	8	1	3	11	0	0	260	49	5.3	64	24	2.7	196	0	0	196	25	15	60.0	2	6	50	0-0	5-38.8	2	11	0	1	0	1	27:36
	10/24	@ Philadelphia	14	7	7	0	8	16	0	1	372	58	6.4	85	30	2.8	287	4	23	310	24	13	54.2	1	9	65	2-1	5-41.2	2	21	1	2	0	0	28:54
	10/30	@ L.A. Raiders	16	5	9	2	7	16	0	0	278	64	4.3	134	33	4.1	144	1	7	151	30	15	50.0	2	10	65	4-2	5-46.2	4	17	1	1	0	1	32:05
	11/6	Pittsburgh	17	6	8	3	1	15	0	0	266	67	4.0	111	34	3.3	155	4	29	184	29	17	58.6	0	9	99	1-0	11-39.3	0	12	0	0	0	4	36:55
	11/13	@ Cincinnati	17	2	14	1	5	10	0	0	387	53	7.3	39	19	2.1	348	1	6	354	33	23	69.7	0	8	45	2-2	4-49.0	2	34	0	4	0	2	23:26
	11/21	N.Y. Giants	18	11	3	4	5	13	0	1	287	64	4.5	163	43	3.8	124	0	0	124	21	10	47.6	0	4	45	0-0	4-46.5	0	13	0	1	0	2	33:16
	11/27	@ Cleveland	23	6	13	4	7	14	1	1	343	68	5.0	144	38	3.8	199	1	0	199	29	15	51.7	1	6	43	3-2	2-40.5	3	34	2	2	0	2	35:13
	12/4	Arizona	18	8	9	1	6	15	0	0	332	66	5.0	161	45	3.6	171	1	5	176	20	12	60.0	1	3	25	2-0	6-38.3	1	30	2	1	0	2	39:55
	12/11	Seattle	21	14	6	1	8	18	1	1	330	71	4.6	266	50	5.3	64	4	31	95	17	8	47.1	0	6	47	1-1	6-41.0	1	16	2	0	0	1	37:14
	12/18	@ Kansas City	17	5	11	1	6	13	0	1	363	58	6.3	135	30	4.5	228	1	7	235	27	16	59.3	0	8	45	0-0	5-44.2	0	31	2	2	0	1	29:57
	12/24	N.Y. Jets	14	6	6	2	2	12	1	3	216	54	4.0	89	23	3.9	127	0	0	127	31	15	48.4	1	4	61	2-2	5-48.0	3	10	1	0	0	1	24:07

1994 RUSHING STATISTICS

1994 INDIVIDUAL RUSHING STATISTICS (ATTEMPTS-YARDS-LONGEST-TOUCHDOWNS)

Date	Opponent	White	G. Brown	Richardson	Tolliver	Carlson	Tillman	Coleman	Wellman	Givins
9/4	@ Indianapolis		10-39-14-0	3-36-17-0		1-4-4-0	0-0-0-0	0-0-0-0		0-0-0-0
9/11	@ Dallas	1-7-7-0	20-93-18-2	7-37-18-0			0-0-0-0	0-0-0-0		0-0-0-0
9/18	Buffalo	0-0-0-0	22-75-11-0	5-22-11-0			0-0-0-0	0-0-0-0		0-0-0-0
9/25	Cincinnati	15-42-10-0	19-87-13-1			6-14-6-0	1-3-3-0	1-2-2-0		0-0-0-0
10/3	@ Pittsburgh	14-39-14-0		4-30-17-0		1-0-0-0	0-0-0-0	0-0-0-0		0-0-0-0
10/13	Cleveland	19-58-15-0		4-45-16-0	1-3-3-0		0-0-0-0	0-0-0-0		0-0-0-0
10/24	@ Philadelphia	0-0-0-0	26-70-12-0		1-0-0-0	1-1-1-0	0-0-0-0	0-0-0-0	1-(-3)-(-3)-0	0-0-0-0
10/30	@ L.A. Raiders	2-2-2-0	20-77-12-0		3-20-10-1		0-0-0-0	0-0-0-0	0-0-0-0	0-0-0-0
11/6	Pittsburgh	0-0-0-0	24-86-8-0			1-(-2)-(-2)-0	0-0-0-0	0-0-0-0	0-0-0-0	0-0-0-0
11/13	@ Cincinnati	16-95-17-1	12-50-8-1		3-10-10-0		0-0-0-0	0-0-0-0	0-0-0-0	0-0-0-0
11/21	N.Y. Giants	27-156-33-0			1-1-1-1		1-9-9-0			0-0-0-0
11/27	@ Cleveland	19-80-22-1			0-0-0-0		0-0-0-0	0-0-0-0	0-0-0-0	0-0-0-0
12/4	Arizona	13-40-7-0	1-1-1-0	1-1-1-0	0-0-0-0		0-0-0-0	0-0-0-0	0-0-0-0	1-(-5)-(-5)-0
12/11	Seattle	17-53-9-0	1-9-9-0		2-1-2-0		0-0-0-0		0-0-0-0	0-0-0-0
12/18	@ Kansas City	21-88-21-0	7-29-10-0		1-2-2-0		0-0-0-0			0-0-0-0
12/24	N.Y. Jets	27-97-15-1	7-32-7-0	6-46-17-1	0-0-0-0		0-0-0-0		0-0-0-0	0-0-0-0

1994 RECEIVING STATISTICS

1994 INDIVIDUAL RECEIVING STATISTICS (NUMBER-YARDS-LONGEST-TOUCHDOWNS)

Date	Opponent	Slaughter	Jeffires	Givins	White	Coleman	G. Brown	Carter	Wellman	McNair	R. Lewis
9/4	@ Indianapolis	9-77-17-0	8-99-21-2	3-65-35-0		2-31-18-0	0-0-0-0	1-2-2t-1		0-0-0-0	
9/11	@ Dallas	0-0-0-0	6-103-50-0	4-57-16-0	0-0-0-0	6-58-16-0	4-24-10-0	0-0-0-0		0-0-0-0	
9/18	Buffalo	4-110-57-0	3-22-9-0	1-13-13-0	0-0-0-0	1-22-22t-1	2-26-18-0	0-0-0-0		0-0-0-0	
9/25	Cincinnati	2-22-17-0	1-9-9-0	3-31-19-0	0-0-0-0	4-112-81-0	2-37-20t-1	0-0-0-0		0-0-0-0	0-0-0-0
10/3	@ Pittsburgh	3-32-14-0	6-77-22-1	2-82-76t-1	2-10-12-0	4-47-16-0		0-0-0-0		0-0-0-0	
10/13	Cleveland	4-35-23-0	5-60-19-0	3-27-9-0	7-86-22-1	2-20-15-0		1-1-1-0		0-0-0-0	
10/24	@ Philadelphia	3-30-16-0	3-52-28-0	4-91-38-0	1-8-8-0	0-0-0-0	3-43-24-0	1-4-4-0	1-3-3-0	0-0-0-0	
10/30	@ L.A. Raiders	6-82-19-0	8-69-13-1	1-7-7-0	0-0-0-0	0-0-0-0	2-33-24-0	0-0-0-0	2-35-19-0	0-0-0-0	
11/6	Pittsburgh	5-52-20-0	7-53-12-0	2-35-26-0	0-0-0-0	1-8-8-0	2-9-7-0	0-0-0-0	4-52-25-0	1-(-4)-(-4)-0	
11/13	@ Cincinnati	5-55-16-1	6-42-12-1	3-25-14-0	3-8-3-0	0-0-0-0	3-22-14-0	0-0-0-0	0-0-0-0	0-0-0-0	
11/21	N.Y. Giants	2-17-14-0	1-21-21-0	2-23-17-0	2-49-41-0			0-0-0-0		1-3-3-0	
11/27	@ Cleveland	5-55-21-0	3-34-16-0	0-0-0-0	4-19-11-0			2-9-6-0	2-7-4-0	0-0-0-0	
12/4	Arizona	2-56-44-0	3-43-20-0	1-8-8-0	0-0-0-0		0-0-0-0	0-0-0-0	0-0-0-0	5-77-21-0	
12/11	Seattle	5-66-36t-1	1-11-11-0	5-48-18-0	0-0-0-0		0-0-0-0	4-49-19-0	0-0-0-0	0-0-0-0	
12/18	@ Kansas City	5-34-11-0	4-57-20t-1	0-0-0-0	2-8-6-0		0-0-0-0	2-9-5-0		1-2-2-0	1-6-6-0
12/24	N.Y. Jets	8-123-27-0	3-31-15-0	2-9-5-0	0-0-0-0		0-0-0-0	0-0-0-0	1-15-15-0	0-0-0-0	3-42-19-0

R. Brown 4-34-11-0 at Ind., 9/4; **Hannah** 3-24-11-0 at Ind., 9/4; **Maston** 1-2-2-0 vs. Giants, 11/21, 1-10-10-0 vs. Sea., 12/11; **Mills** 1-4-4-0 vs. Giants, 11/21

1994 PASSING STATISTICS

1994 INDIVIDUAL PASSING STATISTICS
(ATTEMPTS-COMPLETIONS-YARDS GAINED-PERCENTAGE-TOUCHDOWNS-INTERCEPTIONS-LONGEST-SACKS-YARDS LOST)

Date	Opponent	Tolliver	Richardson	Carlson
9/4	@ Indianapolis		35-19-203-54.3-3-0-21-2-14	22-11-129-50.0-0-1-35-2-23
9/11	@ Dallas		42-20-242-47.6-0-2-50-5-40	
9/18	Buffalo		24-11-193-45.8-1-1-57-5-34	
9/25	Cincinnati			33-12-211-36.4-1-2-81-3-18
10/3	@ Pittsburgh		25-14-230-56.0-2-0-76-4-14	7-3-18-42.9-0-0-7-2-13
10/13	Cleveland	17-9-115-52.9-1-1-23-2-14	23-13-114-56.5-0-0-19-3-16	
10/24	@ Philadelphia	11-5-67-45.5-0-0-24-1-1		22-11-164-50.0-0-1-38-2-16
10/30	@ L.A. Raiders	43-19-226-44.2-1-0-24-3-23		
11/6	Pittsburgh			48-22-205-45.8-0-0-26-6-45
11/13	@ Cincinnati	34-20-152-58.8-2-0-16-4-23		
11/21	N.Y. Giants	15-10-119-66.7-0-0-41-1-7		
11/27	@ Cleveland	33-16-124-48.5-0-0-21-4-22		
12/4	Arizona	31-11-184-35.5-0-4-44-3-19	3-0-0-0.0-0-1-0-1-4	
12/11	Seattle	29-16-184-55.2-1-1-36-6-39		
12/18	@ Kansas City	26-15-116-57.7-1-1-20-3-18		
12/24	N.Y. Jets	1-0-0-0.0-0-0-0-0	29-17-220-58.6-0-2-27-3-14	

Camarillo 1-0-0-0.0-0-0-0-0 vs. Cin., 9/25

1994 TACKLE STATISTICS

(Top 15 Only)

1994 INDIVIDUAL TACKLE STATISTICS (SOLOS-ASSISTS-TOTAL)

Date	Opponent	A. Smith	Bishop	Robertson	Barrow	Childress	Davidson	Dishman	Robinson	Montgomery	D. Lewis	Lathon	McDowell	Wortham	Roberts	Bowden
9/4	@ Indianapolis	7-3-10	1-0-1	2-4-6	4-1-5	4-1-5	6-0-6	1-2-3	3-1-4	3-5-8	4-1-5	1-1-2	5-2-7	1-0-1	0-0-0	
9/11	@ Dallas	5-3-8	0-1-1	7-4-11	3-2-5	3-0-3	3-2-5	3-1-4	2-1-3	5-1-6	4-1-5	3-1-4	4-2-6	0-0-0	0-0-0	
9/18	Buffalo	8-1-9	4-0-4	3-0-3	4-2-6	4-2-6	2-1-3	3-1-4	0-4-4	3-3-6	4-0-4	4-2-6	7-1-8	0-0-0	0-0-0	3-2-5
9/25	Cincinnati	6-0-6	7-1-8	1-2-3	1-1-2	2-0-2	5-1-6	2-0-2		2-0-2	5-0-5	4-2-6		0-1-1		3-2-5
10/3	@ Pittsburgh	9-4-13	10-2-12	6-2-8	3-1-4	3-1-4	2-4-6	3-2-5	0-1-1	4-2-6	2-2-4	3-2-5		3-1-4	0-0-0	1-0-1
10/13	Cleveland	5-7-12	4-1-5	2-0-2	3-3-6	1-0-1	3-0-3	6-0-6	2-2-4	4-1-5	3-2-5	0-1-1		2-0-2		0-0-0
10/24	@ Philadelphia	3-4-7	4-4-8	5-1-6	0-0-0	2-2-4	1-0-1	3-0-3	3-4-7	1-0-1	1-0-1	2-0-2		3-1-4	0-0-0	0-0-0
10/30	@ L.A. Raiders	7-1-8	6-3-9	5-2-7	4-1-5	4-2-6	1-1-2	5-1-6	3-1-4	2-0-2	2-1-3	1-2-3		0-1-1	0-0-0	0-0-0
11/6	Pittsburgh	6-2-8	6-5-11	5-3-8	2-2-4	5-3-8	4-2-6	2-1-3	9-1-10	4-2-6	3-1-4	4-0-4		0-1-1		0-0-0
11/13	@ Cincinnati	5-2-7	4-0-4	3-0-3	4-1-5	2-0-2	1-0-1	8-0-8	1-0-1	4-2-6	5-0-5	1-0-1		1-0-1		0-0-0
11/21	N.Y. Giants	6-5-11	3-6-9	6-7-13	7-6-13	4-5-9	2-1-3	4-1-5	2-1-3	2-1-3	2-0-2	2-0-2	1-0-1	3-2-5	2-0-2	0-0-0
11/27	@ Cleveland	3-3-6	9-2-11	9-0-9	7-1-8	1-0-1	2-0-2	3-1-4	3-3-6	1-1-2	1-0-1	4-1-5	1-0-1	0-0-0	0-0-0	0-0-0
12/4	Arizona	6-3-9	7-2-9	7-0-7	6-6-12	4-2-6	2-6-8	1-1-2	6-2-8	5-0-5	2-2-4	2-2-4	0-1-1	0-0-0	0-1-1	0-1-1
12/11	Seattle	8-2-10	3-7-10	8-3-11	4-5-9	4-0-4	7-2-9	2-1-3	1-1-2	5-1-6	3-1-4	5-2-7	0-0-0	0-0-0	7-2-9	0-1-1
12/18	@ Kansas City	6-0-6	4-1-5	6-0-6	2-2-4	4-0-4	3-0-3	3-0-3	3-2-5		1-0-1	0-0-0	0-0-0	0-0-0	4-0-4	0-0-0
12/24	N.Y. Jets	5-4-9	3-2-5	5-3-8	3-3-6	2-1-3	3-1-4	4-1-5	3-1-4		1-1-2	0-0-0	0-0-0	2-0-2	2-1-3	0-0-0

1994 GAME-BY-GAME THIRD DOWN EFFICIENCY

		---Yards to Go---										TOTALS
		1	2	3	4	5	6	7	8	9	10	
9/4	Oilers	0-1	1-1	0-1	0-0	0-1	0-0	1-1	0-1	1-2	4-7	7-15
@ Indianapolis	Colts	1-2	0-0	0-0	0-0	1-1	0-0	1-1	0-0	0-0	3-6	6-10
9/11	Oilers	1-2	2-2	1-1	0-0	1-1	1-2	1-1	0-1	1-4	1-5	9-19
@ Dallas	Cowboys	2-2	1-1	1-2	0-0	0-0	0-0	0-1	1-1	1-2	0-5	6-14
9/18	Oilers	1-1	0-0	0-2	1-1	1-1	0-1	0-0	0-2	0-0	2-5	5-13
Buffalo	Bills	0-1	1-2	0-0	0-1	2-2	0-0	0-1	0-1	0-1	0-5	3-14
9/25	Oilers	3-3	0-1	1-2	0-0	1-2	0-1	0-1	1-1	0-1	2-7	8-19
Cincinnati	Bengals	0-0	0-0	0-1	0-1	1-2	0-1	0-2	0-0	0-0	0-6	1-13
10/3	Oilers	0-1	0-0	0-0	0-0	0-0	0-0	0-0	0-4	0-1	3-6	3-12
@ Pittsburgh	Steelers	0-1	3-5	1-1	0-1	0-2	2-3	0-0	0-2	0-0	0-0	6-15
10/13	Oilers	2-2	2-2	0-0	1-1	0-0	2-3	0-3	0-0	0-1	1-5	8-17
Cleveland	Browns	2-3	0-2	1-1	0-0	0-1	0-2	0-2	0-0	0-0	0-0	3-11
10/24	Oilers	2-3	0-0	0-1	1-1	1-1	0-0	0-1	0-1	1-1	1-5	6-14
@ Philadelphia	Eagles	5-5	0-0	0-1	1-2	0-0	0-1	0-1	1-1	0-0	1-5	8-16
10/30	Oilers	1-3	1-2	0-1	0-0	0-0	1-1	0-0	0-0	1-3	3-6	7-16
@ Los Angeles	Raiders	1-1	2-2	2-2	1-2	0-1	1-4	0-1	0-0	0-0	0-3	7-16
11/6	Oilers	0-3	1-1	1-1	0-0	0-2	0-0	1-1	0-1	0-1	0-8	3-18
Pittsburgh	Steelers	0-0	0-0	0-0	1-5	0-1	0-0	0-1	0-0	0-0	0-8	1-15
11/13	Oilers	2-2	1-1	0-0	1-1	0-1	0-0	0-1	0-0	0-1	2-6	6-13
@ Cincinnati	Bengals	1-1	0-2	0-0	0-0	0-0	2-2	0-1	1-2	0-1	1-1	5-10
11/21	Oilers	1-2	0-1	0-2	0-1	0-0	0-0	0-0	0-0	0-1	0-0	1-8
New York	Giants	0-0	2-2	0-0	0-0	3-4	0-0	0-3	0-2	0-1	0-1	5-13
11/27	Oilers	1-1	1-1	0-0	0-1	1-1	0-0	0-5	0-1	0-0	1-5	4-15
@ Cleveland	Browns	1-1	1-2	0-1	0-1	0-1	2-2	1-2	0-0	0-0	2-4	7-14
12/4	Oilers	0-0	0-0	0-0	0-0	0-1	0-0	0-0	0-2	0-1	0-5	0-9
Arizona	Cardinals	1-1	0-0	0-0	1-2	0-2	0-2	0-3	2-3	0-0	2-2	6-15
12/11	Oilers	0-1	0-0	0-2	0-1	1-1	1-2	0-1	1-1	0-0	0-3	3-12
Seattle	Seahawks	3-4	1-2	1-1	1-2	0-0	0-0	0-1	0-2	1-1	1-5	8-18
12/18	Oilers	0-0	1-3	0-0	1-2	0-0	0-0	0-0	1-3	0-0	0-3	3-11
@ Kansas City	Chiefs	3-3	0-1	0-0	1-1	1-1	0-3	0-0	0-2	1-1	0-1	6-13
12/24	Oilers	1-1	1-2	0-0	0-0	1-1	1-1	1-2	0-4	0-1	0-1	5-13
New York	Jets	0-0	0-0	1-3	1-2	0-2	0-0	0-0	0-3	0-0	0-2	2-12
TOTAL	Oilers	15-25	11-17	3-13	5-9	7-14	6-11	4-17	3-22	4-18	20-77	78-224
Opponents		20-25	11-21	7-13	7-20	8-20	7-20	2-20	5-19	3-7	10-53	80-219

1994 GAME-BY-GAME PASSER RATING

Date	Opponent	Att.	Comp.	Yards	Pct.	TD	Int.	Rating
9/4	Oilers (Carlson/Richardson)	57	30	332	.526	3	1	80.4
	Indianapolis (Harbaugh/Maikowski)	13	10	112	.769	2	1	109.6
9/11	Oilers (Richardson)	42	20	242	.476	0	2	45.9
	Dallas (Aikman)	25	14	228	.560	1	1	83.4
9/18	Oilers (Richardson)	24	11	193	.458	1	1	70.3
	Buffalo (Kelly)	28	18	190	.643	0	1	69.0
9/25	Oilers (Carlson/Camarillo)	34	12	211	.353	1	2	42.6
	Cincinnati (Klingler)	30	10	115	.333	0	3	6.3
10/3	Oilers (Carlson/Richardson)	32	17	248	.531	2	0	99.5
	Pittsburgh (O'Donnell/Tomczak)	18	10	167	.556	1	0	105.6
10/13	Oilers (Richardson/Tolliver)	40	22	229	.550	1	1	69.7
	Cleveland (Testaverde)	25	15	196	.600	1	2	64.8
10/24	Oilers (Carlson/Tolliver)	33	16	231	.485	0	1	59.0
	Philadelphia (Cunningham)	24	13	310	.542	2	1	109.7
10/30	Oilers (Tolliver)	43	19	226	.442	1	0	68.6
	L.A. Raiders (Hostetler)	30	15	151	.500	1	2	48.1
11/6	Oilers (Carlson)	48	22	205	.458	0	0	58.1
	Pittsburgh (O'Donnell/Tomczak)	29	17	184	.586	0	0	77.4
11/13	Oilers (Tolliver)	34	20	152	.588	2	0	89.3
	Cincinnati (Blake)	33	23	354	.697	4	0	144.4
11/21	Oilers (Tolliver)	15	10	119	.667	0	0	90.7
	N.Y. Giants (Graham/Brown/Meggett)	21	10	124	.476	1	0	82.2
11/27	Oilers (Tolliver)	33	16	124	.485	0	0	58.1
	Cleveland (Testaverde)	29	15	199	.517	2	1	82.4
12/4	Oilers (Tolliver/Richardson)	34	11	184	.324	0	5	12.0
	Arizona (Schroeder)	20	12	176	.600	1	1	84.6
12/11	Oilers (Tolliver)	29	16	184	.552	1	1	71.6
	Seattle (McGwire)	17	8	95	.471	0	0	64.6
12/18	Oilers (Tolliver)	26	15	116	.577	1	1	65.5
	Kansas City (Montana)	27	16	235	.593	2	0	97.0
12/24	Oilers (Richardson/Tolliver)	30	17	220	.567	0	2	52.1
	N.Y. Jets (Esiason/Foley)	31	15	127	.484	0	1	46.0
TOTAL	OILERS	554	274	3216	.495	13	17	62.5
	OPPONENTS	400	221	2963	.553	18	14	79.4

1994 DRIVE CHART

--- -- -- -- -- Drives Ended By --- -- -- -- --												
Drives	TD	FG	FGA	PNT	DWN	TRN	SAF	CLK	POINTS	PTS/Drive	Efficiency	
9/4 Oilers	3	0	1	5	1	2	0	0	21	1.8	25.0%	
@ Indianapolis Colts	5	1	1	2	0	2	0	0	38	3.8	60.0%	
9/11 Oilers	2	1	1	6	0	2	0	1	17	1.4	25.0%	
@ Dallas Cowboys	2	2	2	7	0	1	0	0	20	1.7	33.3%	
9/18 Oilers	1	0	0	5	1	2	0	1	7	0.7	10.0%	
Bills	0	5	5	4	0	1	0	1	15	1.4	45.5%	
9/25 Oilers	2	2	2	7	1	4	0	0	20	1.3	25.0%	
Cincinnati Bengals	0	2	2	6	2	4	0	1	6	0.4	13.3%	
10/3 Oilers	2	0	1	8	0	2	0	0	14	1.1	15.4%	
@ Pittsburgh Steelers	3	3	3	5	0	0	0	1	30	2.5	50.0%	
10/13 Oilers	1	0	1	6	0	2	0	0	8	0.8	10.0%	
Cleveland Browns	1	1	2	5	0	2	0	1	11	1.0	18.2%	
10/24 Oilers	0	2	2	5	1	4	0	0	6	0.5	16.7%	
@ Philadelphia Eagles	3	0	0	5	1	2	0	2	21	1.6	23.1%	
10/30 Oilers	2	0	1	7	0	3	0	0	14	1.1	15.4%	
@ Los Angeles Raiders	2	1	1	5	0	4	0	1	17	1.3	23.1%	
11/6 Oilers	0	3	3	11	0	1	0	0	9	0.6	20.0%	
Pittsburgh Steelers	0	4	4	11	0	0	0	2	12	0.7	23.5%	
11/13 Oilers	4	1	1	6	0	0	0	1	31	2.6	41.7%	
@ Cincinnati Bengals	4	2	2	4	0	1	0	0	34	3.1	54.5%	
11/21 Oilers	1	1	1	4	2	0	0	0	10	1.3	25.0%	
New York Giants	1	2	2	4	1	0	0	1	13	1.4	33.3%	
11/27 Oilers	1	1	1	7	1	2	0	0	10	0.8	16.7%	
@ Cleveland Browns	4	2	2	2	0	3	0	2	34	2.6	46.2%	
12/4 Oilers	0	1	1	5	0	6	1	0	3	0.2	7.7%	
Cardinals	3	2	2	6	0	1	1	1	28	2.0	35.7%	
Arizona Oilers	1	0	0	6	1	2	0	1	8	0.7	9.1%	
12/11 Seahawks	2	1	1	6	0	1	0	1	16	1.5	27.3%	
Seattle Oilers	1	1	1	4	0	5	0	1	9	0.8	16.7%	
12/18 Chiefs	4	1	1	5	1	0	0	1	31	2.6	41.7%	
@ Kansas City Oilers	2	3	3	4	0	3	0	0	24	2.0	41.7%	
12/24 Jets	1	1	1	5	2	1	0	0	10	1.0	20.0%	
New York Oilers	23	16	20	96	8	40	1	5	211	1.1	20.2%	
TOTAL	35	30	31	82	7	23	1	15	336	1.7	33.5%	
Opponents												


1994 OILERS INSIDE THE 20

<i>Date</i>	<i>Opponent</i>	<i>Scores</i>	<i>Trips/ TDs</i>	<i>FG/Att.</i>	<i>Points</i>	<i>Ints.</i>	<i>Fumbles</i>	<i>TOs</i>	<i>Downs</i>	<i>Clock</i>
9/4	@Indianapolis	4/3	3	0/0	21	0	1	1	0	0
9/11	@Dallas	4/3	2	1/1	17	1	0	1	0	0
9/18	Buffalo	2/1	1	0/0	7	1	0	1	0	0
9/25	Cincinnati	4/3	2	1/1	17	1	0	1	0	0
10/3	@Pittsburgh	1/1	1	0/0	7	0	0	0	0	0
10/13	Cleveland	2/1	1	0/1	8	0	0	0	0	0
10/24	@Philadelphia	3/2	0	2/2	6	0	1	1	0	0
10/30	@L.A. Raiders	2/2	2	0/0	14	0	0	0	0	0
11/6	Pittsburgh	2/2	0	2/2	6	0	0	0	0	0
11/13	@Cincinnati	5/5	4	1/1	31	0	0	0	0	0
11/21	N.Y. Giants	1/1	1	0/0	7	0	0	0	0	0
11/27	@Cleveland	1/1	1	0/0	7	0	0	0	0	0
12/4	Arizona	1/0	0	0/0	0	1	0	1	0	0
12/11	Seattle	0/0	0	0/0	0	0	0	0	0	0
12/18	@Kansas City	1/1	1	0/0	6	0	0	0	0	0
12/24	N.Y. Jets	6/4	2	2/2	21	2	0	2	0	0
TOTAL		39/30	21	9/10	175	6	2	8	0	0

1994 OPPONENTS INSIDE THE 20

<i>Date</i>	<i>Opponent</i>	<i>Scores</i>	<i>Trips/ TDs</i>	<i>FG/Att.</i>	<i>Points</i>	<i>Ints.</i>	<i>Fumbles</i>	<i>TOs</i>	<i>Downs</i>	<i>Clock</i>
9/4	@Indianapolis	6/6	5	1/1	38	0	0	0	0	0
9/11	@Dallas	2/2	1	1/1	10	0	0	0	0	0
9/18	Buffalo	2/2	0	2/2	6	0	0	0	0	0
9/25	Cincinnati	1/1	0	1/1	3	0	0	0	0	0
10/3	@Pittsburgh	5/5	3	2/2	27	0	0	0	0	0
10/13	Cleveland	1/1	0	1/1	3	0	0	0	0	0
10/24	@Philadelphia	3/1	1	0/0	7	1	0	1	1	0
10/30	@L.A. Raiders	4/3	2	1/1	17	0	1	1	0	0
11/6	Pittsburgh	2/2	0	2/2	6	0	0	0	0	0
11/13	@Cincinnati	1/1	1	0/0	7	0	0	0	0	0
11/21	N.Y. Giants	3/2	0	2/2	6	0	0	0	0	1
11/27	@Cleveland	7/6	4	2/2	34	1	0	1	0	0
12/4	Arizona	5/5	3	2/2	28	0	0	0	0	0
12/11	Seattle	2/1	1	0/0	7	0	1	1	0	0
12/18	@Kansas City	4/4	3	1/1	24	0	0	0	0	0
12/24	N.Y. Jets	1/1	1	0/0	7	0	0	0	0	0
TOTAL		49/43	25	18/18	230	2	2	4	1	1

All-Time Review





1994

USUAL STARTING LINEUP

Offense

WR	80	Haywood Jeffires
WR	84	Webster Slaughter
LT	72	Brad Hopkins
LG	55	John Flannery
C	74	Bruce Matthews
RG	77	Kevin Donnalley
RT	73	David Williams
TE	85	Pat Carter
WR	81	Ernest Givins
QB	11	Billy Joe Tolliver (7)
	14	Cody Carlson (5)
	7	Bucky Richardson (4)
RB	44	Lorenzo White
	33	Gary Brown

Defense

LE	90	Kenny Davidson
LT	79	Ray Childress
RT	94	Glenn Montgomery
RE	57	Lamar Lathon
LLB	50	Eddie Robinson
MLB	54	Al Smith
RLB	56	Micheal Barrow
LCB	28	Cris Dishman
RCB	29	Darryll Lewis
SS	23	Blaine Bishop
FS	31	Marcus Robertson

K	3	Al Del Greco
P	16	Rich Camarillo

HONORS

Pro Bowl

Bruce Matthews

All-Pro

None

Won 2, Lost 14
Fourth—Central Division
Head Coach: Jack Pardee (10 Games)
Jeff Fisher (6 Games)

Preseason (2-3)

7/31	at Kansas City	17	24
8/6	San Diego (San Antonio, TX)	31	3
8/15	Dallas (Mexico City)	6	0
8/28	Buffalo (San Antonio, TX)	16	18
8/27	L.A. RAIDERS	23	24

Regular Season (2-14)

9/4	at Indianapolis	L	21-45	47,372
9/11	at Dallas	L	17-20	64,402
9/18	BUFFALO	L	7-15	55,424
9/25	CINCINNATI	W	20-13	44,253
10/3	at Pittsburgh	L	14-30	57,274
10/13	CLEVELAND	L	8-11	50,364
10/24	at Philadelphia	L	6-21	65,233
10/30	at L.A. Raiders	L	14-17	40,473
11/6	PITTSBURGH	L	9-12*	47,822
11/13	at Cincinnati	L	31-34	54,908
11/21	N.Y. GIANTS	L	10-13	53,201
11/27	at Cleveland	L	10-34	65,088
12/4	ARIZONA	L	12-30	39,821
12/11	SEATTLE	L	14-16	31,453
12/18	at Kansas City	L	9-31	79,319
12/24	N.Y. JETS	W	24-10	31,176

* overtime

OILERS LEADERS

Rushing	Lorenzo White 191-757, 3 TD
Receiving	Slaughter 68-846, 2 TD; Jeffires 68-783, 6 TD
Passing	Billy Joe Tolliver 240-121, 1287 yds. 7 INT, 6 TD
Scoring	Al Del Greco 66, 18 PAT, 16 FG
Punt Ret.	Ernest Givins 37-210, 1 TD
Kick Ret.	Todd McNair 23-481, 0 TD
Punting	Rich Camarillo 96-4115, 42.9 avg.
Ints.	Darryll Lewis 5-57, 0 TD
Tackles	Al Smith 142 (97 solo)
QB Sacks	Lamar Lathon 8.5

TEAM STATISTICS

	Hou.	Avg.	Opp.	Avg.
Total Yds.	4481	280.1	4915	307.2
Rush Yds.	1682	105.1	2120	132.5
Pass Yds.	2799	175.0	2795	174.7
Points	226	14.1	352	22.0

AMERICAN FOOTBALL CONFERENCE

EASTERN DIVISION

	W	L	T	PCT.
Miami	10	6	0	.625
*New England	10	6	0	.625
Indianapolis	8	8	0	.500
Buffalo	7	9	0	.438
N.Y. Jets	6	10	0	.375

CENTRAL DIVISION

	W	L	T	Pct.
Pittsburgh	12	4	0	.750
*Cleveland	11	5	0	.688
Cincinnati	3	13	0	.188
Houston	2	14	0	.125

WESTERN DIVISION

	W	L	T	Pct.
San Diego	11	5	0	.688
*Kansas City	9	7	0	.563
L.A. Raiders	9	7	0	.563
Denver	7	9	0	.438
Seattle	6	10	0	.375

*Wild Card for Playoffs

NATIONAL FOOTBALL CONFERENCE

EASTERN DIVISION

	W	L	T	Pct.
Dallas	12	4	0	.750
N.Y. Giants	9	7	0	.563
Arizona	8	8	0	.500
Philadelphia	7	9	0	.438
Washington	3	13	0	.188

CENTRAL DIVISION

	W	L	T	Pct.
Minnesota	10	6	0	.625
*Green Bay	9	7	0	.563
*Detroit	9	7	0	.563
*Chicago	9	7	0	.563
Tampa Bay	6	10	0	.375

WESTERN DIVISION

	W	L	T	Pct.
San Francisco	13	3	0	.813
New Orleans	7	9	0	.438
Atlanta	7	9	0	.438
L.A. Rams	4	12	0	.250

*Wild Card for Playoffs

USUAL STARTING LINEUP

Offense

WR	84	Haywood Jeffires
WR	89	Webster Slaughter
LT	72	Brad Hopkins
LG	63	Mike Munchak
C	74	Bruce Matthews
RG	66	Doug Dawson
RT	73	David Williams
WR	81	Ernest Givins
WR	80	Curtis Duncan
QB	1	Warren Moon
RB	33	Gary Brown
	44	Lorenzo White

Defense

LE	95	William Fuller
LT	79	Ray Childress
RT	94	Glenn Montgomery
RE	96	Sean Jones
LLB	50	Eddie Robinson
MLB	54	Al Smith
RLB	58	Wilber Marshall
	59	Joe Bowden
LCB	28	Cris Dishman
RCB	24	Steve Jackson
SS	25	Bubba McDowell
FS	31	Marcus Robertson

K 3 Al Del Greco

P 9 Greg Montgomery

HONORS

Pro Bowl

Ray Childress, Haywood Jeffires, Sean Jones, Bruce Matthews, Greg Montgomery, Warren Moon, Mike Munchak, Webster Slaughter

All-Pro

Ray Childress (2nd team), Al Del Greco (2nd team), Bruce Matthews, Mike Munchak, Greg Montgomery, Marcus Robertson

All-Rookie

Brad Hopkins

Won 12, Lost 4
First—Central Division
Head Coach: Jack Pardee

Preseason (1-3)

8/7	New Orleans (San Antonio, TX) ..	28	37
8/16	DETROIT	20	24
8/21	Dallas (San Antonio, TX)	23	20
8/28	SEATTLE	10	20

Regular Season (12-4)

9/5	at New Orleans	L	21-33	69,029
9/12	KANSAS CITY	W	30-0	59,780
9/19	at San Diego	L	17-18	58,519
9/26	L.A. RAMS	L	13-28	53,072
10/11	at Buffalo	L	7-35	79,613
10/17	at New England	W	28-14	51,037
10/24	CINCINNATI	W	28-12	50,039
11/7	SEATTLE	W	24-14	50,447
11/14	at Cincinnati	W	38-3	42,347
11/21	at Cleveland	W	27-20	71,668
11/28	PITTSBURGH	W	23-3	61,238
12/5	ATLANTA	W	33-17	58,186
12/12	CLEVELAND	W	19-17	58,720
12/19	at Pittsburgh	W	26-17	57,592
12/25	at San Francisco	W	10-7	61,744
1/2	N.Y. JETS	W	24-0	61,040

AFC DIVISIONAL PLAYOFF GAME

1/16	KANSAS CITY	L	20-28	64,011
------	-------------	---	-------	--------

OILERS LEADERS

Rushing	Gary Brown 195-1002, 6 TD
Receiving	Webster Slaughter 77-904, 5 TD
Passing	Warren Moon 520-303, 3485 yds. 21 INT, 21 TD
Scoring	Al Del Greco 126, 39 PAT, 29 FG
Punt Ret.	Willie Drewrey 41-275, 0 TD
Kick Ret.	Willie Drewrey 15-293, 0 TD
Punting	Greg Montgomery 54-2462, 45.6 avg.
Ints.	Marcus Robertson 7-137, 0 TD
Tackles	Al Smith 95 (67 solo)
QB Sacks	Sean Jones 13

TEAM STATISTICS

	Hou.	Avg.	Opp.	Avg.
Total Yds.	5658	353.6	4874	304.6
Rush Yds.	1792	112.0	1273	79.6
Pass Yds.	3866	241.6	3601	225.1
Points	368	23.0	238	14.9

AMERICAN FOOTBALL CONFERENCE

EASTERN DIVISION

	W	L	T	PCT.
Buffalo	12	4	0	.750
Miami	9	7	0	.563
N.Y. Jets	8	8	0	.500
New England	5	11	0	.313
Indianapolis	4	12	0	.250

CENTRAL DIVISION

	W	L	T	Pct.
Houston	12	4	0	.750
* Pittsburgh	9	7	0	.563
Cleveland	7	9	0	.438
Cincinnati	3	13	0	.188

WESTERN DIVISION

	W	L	T	Pct.
Kansas City	11	5	0	.688
* L.A. Raiders	10	6	0	.625
* Denver	9	7	0	.563
San Diego	8	8	0	.500
Seattle	6	10	0	.375

* Wild Card for Playoffs

NATIONAL FOOTBALL CONFERENCE

EASTERN DIVISION

	W	L	T	Pct.
Dallas	12	4	0	.750
* N.Y. Giants	11	5	0	.688
Philadelphia	8	8	0	.500
Phoenix	7	9	0	.438
Washington	4	12	0	.250

CENTRAL DIVISION

	W	L	T	Pct.
Detroit	10	6	0	.625
* Minnesota	9	7	0	.563
* Green Bay	9	7	0	.563
Chicago	7	9	0	.438
Tampa Bay	5	11	0	.313

WESTERN DIVISION

	W	L	T	Pct.
San Francisco	10	6	0	.625
New Orleans	8	8	0	.500
Atlanta	6	10	0	.375
L.A. Rams	5	11	0	.313

* Wild Card for Playoffs



1992

USUAL STARTING LINEUP

Offense

WR	84	Haywood Jeffires
WR	89	Webster Slaughter
	83	Leonard Harris
LT	78	Don Maggs
LG	63	Mike Munchak
C	74	Bruce Matthews
RG	66	Doug Dawson
RT	73	David Williams
WR	81	Ernest Givins
WR	80	Curtis Duncan
QB	1	Warren Moon (10)
	14	Cody Carlson (6)
RB	44	Lorenzo White

Defense

LE	95	William Fuller
LT	79	Ray Childress
RT	76	Jeff Alm
	99	Doug Smith
RE	96	Sean Jones
LLB	57	Lamar Lathon
MLB	54	Al Smith
RLB	50	Eddie Robinson
LCB	28	Cris Dishman
RCB	21	Jerry Gray
SS	25	Bubba McDowell
FS	31	Marcus Robertson

K	3	Al Del Greco
P	9	Greg Montgomery

HONORS

Pro Bowl

Ray Childress, Curtis Duncan,
Ernest Givins, Haywood
Jeffires, Bruce Matthews,
Warren Moon, Mike Munchak,
Al Smith, Lorenzo White

All-Pro

Ray Childress, Bruce
Matthews, Mike Munchak
(2nd team), Al Smith

All-Rookie

Eddie Robinson

Won 10, Lost 6

Second—Central Division Head Coach: Jack Pardee

Preseason (4-1)

8/1	Dallas (Tokyo, Japan)	34	23
8/9	at Detroit	17	7
8/18	at Dallas	17	16
8/22	at New Orleans	33	3
8/29	at L.A. Raiders	26	30

Regular Season (10-6)

9/6	PITTSBURGH	L	24-29	63,713
9/13	at Indianapolis	W	20-10	44,851
9/20	KANSAS CITY	W	23-20*	60,955
9/27	SAN DIEGO	W	27-0	57,491
10/11	at Cincinnati	W	38-24	54,254
10/18	at Denver	L	21-27	74,827
10/25	CINCINNATI	W	26-10	58,701
11/1	at Pittsburgh	L	20-21	58,074
11/8	CLEVELAND	L	14-24	57,348
11/15	at Minnesota	W	17-13	56,726
11/22	at Miami	L	16-19	63,597
11/26	at Detroit	W	24-21	73,711
12/7	CHICAGO	W	24-7	62,193
12/13	GREEN BAY	L	14-16	57,285
12/20	at Cleveland	W	17-14	59,898
12/27	BUFFALO	W	27-3	61,742

AFC WILD CARD GAME

1/3	at Buffalo	L	38-41*	75,141
-----	------------	---	--------	--------

* overtime

OILERS LEADERS

Rushing	Lorenzo White 265-1226, 7 TD
Receiving	Haywood Jeffires 90-913, 9 TD
Passing	Warren Moon 346-224, 2521 yds, 12 INT, 18 TD
Scoring	Al Del Greco 104, 41 PAT, 21 FG
Punt Ret.	Webster Slaughter 20-142, 0 TD
Kick Ret.	Pat Coleman 14-290, 0 TD
Punting	Greg Montgomery 53-2487, 46.9 avg.
Ints.	Jerry Gray 6-24, 0 TD
Tackles	Al Smith 122 (70 solo)
QB Sacks	Ray Childress 13

TEAM STATISTICS

	Hou.	Avg.	Opp.	Avg.
Total Yds.	5655	353.4	4211	263.2
Rush Yds.	1626	101.6	1634	102.1
Pass Yds.	4029	251.8	2577	161.1
Points	352	22.0	258	16.1

AMERICAN FOOTBALL CONFERENCE

EASTERN DIVISION

	W	L	T	Pct.
Miami	11	5	0	.688
* Buffalo	11	5	0	.688
Indianapolis	9	7	0	.563
N.Y. Jets	4	12	0	.250
New England	2	14	0	.125

CENTRAL DIVISION

	W	L	T	Pct.
Pittsburgh	11	5	0	.688
* Houston	10	6	0	.625
Cleveland	7	9	0	.438
Cincinnati	5	11	0	.313

WESTERN DIVISION

	W	L	T	Pct.
San Diego	11	5	0	.688
* Kansas City	10	6	0	.625
Denver	8	8	0	.500
L.A. Raiders	7	9	0	.438
Seattle	2	14	0	.125

*Wild Card for Playoffs

NATIONAL FOOTBALL CONFERENCE

EASTERN DIVISION

	W	L	T	Pct.
Dallas	13	3	0	.813
* Philadelphia	11	5	0	.688
* Washington	9	7	0	.563
N.Y. Giants	6	10	0	.375
Phoenix	4	12	0	.250

CENTRAL DIVISION

	W	L	T	Pct.
Minnesota	11	5	0	.688
Green Bay	9	7	0	.563
Tampa Bay	5	11	0	.313
Chicago	5	11	0	.313
Detroit	5	11	0	.313

WESTERN DIVISION

	W	L	T	Pct.
San Francisco	14	2	0	.875
* New Orleans	12	4	0	.750
Atlanta	6	10	0	.375
L.A. Rams	6	10	0	.375

*Wild Card for Playoffs

USUAL STARTING LINEUP

Offense

WR	84	Haywood Jeffires
WR	85	Drew Hill
LT	78	Don Maggs
LG	63	Mike Munchak
C	74	Bruce Matthews
RG	66	Doug Dawson
	55	John Flannery
RT	73	David Williams
WR	81	Ernest Givins
WR	80	Curtis Duncan
QB	1	Warren Moon
RB	20	Allen Pinkett

Defense

LE	95	William Fuller
LT	79	Ray Childress
RT	99	Doug Smith
RE	96	Sean Jones
LLB	57	Lamar Lathon
MLB	54	Al Smith
RLB	91	Johnny Meads
LCB	28	Cris Dishman
RCB	23	Richard Johnson
SS	25	Bubba McDowell
FS	26	Bo Orlando

K	3	Al Del Greco
	6	Ian Howfield
P	9	Greg Montgomery

HONORS

Pro Bowl

Ray Childress, Cris Dishman,
William Fuller, Haywood
Jeffires, Bruce Matthews,
Warren Moon, Mike
Munchak, Al Smith

All-Pro

Ray Childress, Cris Dishman,
Haywood Jeffires, Bruce
Matthews, Mike Munchak,
Al Smith

All-Rookie

John Flannery

Won 11, Lost 5
First—Central Division
Head Coach: Jack Pardee

Preseason (2-2)

8/3	at San Diego	29	31
8/9	ATLANTA	7	36
8/18	DALLAS	30	20
8/22	L.A. Rams (Memphis, TN)	16	13

Regular Season (11-5)

9/1	L.A. RAIDERS	W	47-17	61,367
9/8	at Cincinnati	W	30-7	56,463
9/16	KANSAS CITY	W	17-7	61,058
9/22	at New England	L	20-24	30,702
10/6	DENVER	W	42-14	59,145
10/13	at N.Y. Jets	W	23-20	70,758
10/20	at Miami	W	17-13	60,705
10/27	CINCINNATI	W	35-3	58,634
11/3	at Washington	L	13-16*	55,096
11/10	DALLAS	W	26-23*	63,001
11/17	CLEVELAND	W	28-24	58,155
11/24	at Pittsburgh	L	14-26	45,795
12/2	PHILADELPHIA	L	6-13	62,141
12/8	PITTSBURGH	W	31-6	59,225
12/15	at Cleveland	W	17-14	55,680
12/21	at N.Y. Giants	L	20-24	63,421

AFC WILD CARD GAME

12/29	N.Y. JETS	W	17-10	61,485
-------	-----------	---	-------	--------

AFC DIVISIONAL PLAYOFF GAME

1/4	at Denver	L	24-26	75,301
-----	-----------	---	-------	--------

* overtime

OILERS LEADERS

Rushing	Allen Pinkett 171-720, 9 TD
Receiving	Haywood Jeffires 100-1181, 7 TD
Passing	Warren Moon 655-404, 4690 yds 21 INT, 23 TD
Scoring	Ian Howfield 64, 25 PAT, 13 FG
Punt Ret.	Pat Coleman 22-138, 0 TD
Kick Ret.	Allen Pinkett 26-508, 0 TD
Punting	Greg Montgomery 48-2105, 43.9
Ints.	Cris Dishman 6-61, 0 TD
Tackles	Al Smith 146 (101 solo)
QB Sacks	William Fuller 15

TEAM STATISTICS

	Hou.	Avg.	Opp.	Avg.
Total Yds.	5987	374.2	4748	296.8
Rush Yds.	1366	85.4	1540	96.3
Pass Yds.	4621	288.8	3208	200.5
Points	386	24.1	251	15.7

AMERICAN FOOTBALL
CONFERENCE

EASTERN DIVISION

	W	L	T	Pct.
Buffalo	13	3	0	.813
* N.Y. Jets	8	8	0	.500
Miami	8	8	0	.500
New England	6	10	0	.375
Indianapolis	1	15	0	.063

CENTRAL DIVISION

	W	L	T	Pct.
Houston	11	5	0	.688
Pittsburgh	7	9	0	.438
Cleveland	6	10	0	.375
Cincinnati	3	13	0	.188

WESTERN DIVISION

	W	L	T	Pct.
Denver	12	4	0	.750
* Kansas City	10	6	0	.625
* L.A. Raiders	10	6	0	.625
Seattle	9	7	0	.563
San Diego	4	12	0	.250

* Wild Card for Playoffs

NATIONAL FOOTBALL
CONFERENCE

EASTERN DIVISION

	W	L	T	Pct.
Washington	14	2	0	.875
* Dallas	11	5	0	.688
Philadelphia	10	6	0	.625
N.Y. Giants	8	8	0	.500
Phoenix	4	12	0	.250

CENTRAL DIVISION

	W	L	T	Pct.
Detroit	12	4	0	.750
* Chicago	11	5	0	.688
Minnesota	8	8	0	.500
Green Bay	4	12	0	.250
Tampa Bay	3	13	0	.188

WESTERN DIVISION

	W	L	T	Pct.
New Orleans	11	5	0	.688
* Atlanta	10	6	0	.625
San Francisco	10	6	0	.625
L.A. Rams	3	13	0	.188

* Wild Card for Playoffs

1990

USUAL STARTING LINEUP

Offense

WR	84	Haywood Jeffries
WR	85	Drew Hill
LT	78	Don Maggs
LG	63	Mike Munchak
C	52	Jay Pennison
RG	74	Bruce Matthews
RT	73	David Williams
	70	Dean Steinkuhler
WR	81	Ernest Givins
WR	80	Curtis Duncan
QB	1	Warren Moon
RB	44	Lorenzo White

Defense

LE	95	William Fuller
LT	79	Ray Childress
RT	99	Doug Smith
RE	96	Sean Jones
LLB	59	John Grimsley
MLB	54	Al Smith
RLB	91	Johnny Meads
LCB	28	Cris Dishman
RCB	23	Richard Johnson
SS	25	Bubba McDowell
FS	27	Terry Kinard
K	8	Teddy Garcia
	7	Tony Zendejas
P	9	Greg Montgomery

HONORS

Pro Bowl

Ray Childress, Ernest Givins,
Drew Hill, Bruce Matthews,
Warren Moon, Mike Munchak

All-Pro

Ray Childress, Ernest Givins,
Drew Hill, Bruce Matthews,
Warren Moon, Mike Munchak

NFL Off. Player of Year

Warren Moon

NFL Most Valuable Player

Warren Moon

Won 9, Lost 7 First (Tied)—Central Division Head Coach: Jack Pardee

Preseason (1-3)

8/9	DETROIT	10	34
8/18	N.Y. GIANTS	10	13
8/26	at Minnesota	21	22
9/1	at Dallas	27	6

Regular Season (9-7)

9/9	at Atlanta	L	27-47	56,222
9/16	at Pittsburgh	L	9-20	54,814
9/23	INDIANAPOLIS	W	24-10	50,093
9/30	at San Diego	W	17-7	48,762
10/7	SAN FRANCISCO	L	21-24	59,931
10/14	CINCINNATI	W	48-17	53,501
10/21	NEW ORLEANS	W	23-10	57,908
10/28	N.Y. JETS	L	12-17	56,337
11/4	at L.A. Rams	L	13-17	52,628
11/18	at Cleveland	W	35-23	76,726
11/26	BUFFALO	W	27-24	60,130
12/2	at Seattle	L	10-13*	57,592
12/9	CLEVELAND	W	58-14	54,469
12/16	at Kansas City	W	27-10	61,756
12/23	at Cincinnati	L	20-40	60,044
12/30	PITTSBURGH	W	34-14	56,906

AFC WILD CARD GAME

1/6	at Cincinnati	L	14-41	60,012
-----	---------------	---	-------	--------

* overtime

OILERS LEADERS

Rushing	Lorenzo White 168-702, 8 TD
Receiving	Jeffries 74-1048, 8 TD; Hill 74-1019, 5 TD
Passing	Warren Moon 584-362, 4689 yds. 13 INT, 33 TD
Scoring	Lorenzo White 72, 12 TD
Punt Ret.	Gerald McNeil 30-172, 0 TD
Kick Ret.	Gerald McNeil 27-551, 0 TD
Punting	Greg Montgomery 34-1530, 45.0 avg.
Ints.	Richard Johnson 8-100, 1 TD
Tackles	Al Smith 104 (78 solo)
QB Sacks	Sean Jones 12.5

TEAM STATISTICS

	Hou.	Avg.	Opp.	Avg.
Total Yds.	6222	388.9	4635	289.7
Rush Yds.	1417	88.6	1575	98.4
Pass Yds.	4805	300.3	3060	191.3
Points	405	25.3	307	19.2

AMERICAN FOOTBALL CONFERENCE

EASTERN DIVISION

	W	L	T	Pct.
Buffalo	13	3	0	.813
* Miami	12	4	0	.750
Indianapolis	7	9	0	.438
N.Y. Jets	6	10	0	.375
New England	1	15	0	.063

CENTRAL DIVISION

	W	L	T	Pct.
Cincinnati	9	7	0	.563
* Houston	9	7	0	.563
Pittsburgh	9	7	0	.563
Cleveland	3	13	0	.188

WESTERN DIVISION

	W	L	T	Pct.
L.A. Raiders	12	4	0	.750
* Kansas City	11	5	0	.688
Seattle	9	7	0	.563
San Diego	6	10	0	.375
Denver	5	11	0	.313

* Wild Card for Playoffs

NATIONAL FOOTBALL CONFERENCE

EASTERN DIVISION

	W	L	T	Pct.
N.Y. Giants	13	3	0	.813
* Philadelphia	10	6	0	.625
* Washington	10	6	0	.625
Dallas	7	9	0	.438
Phoenix	5	11	0	.313

CENTRAL DIVISION

	W	L	T	Pct.
Chicago	11	5	0	.688
Tampa Bay	6	10	0	.375
Detroit	6	10	0	.375
Green Bay	6	10	0	.375
Minnesota	6	10	0	.375

WESTERN DIVISION

	W	L	T	Pct.
San Francisco	14	2	0	.875
* New Orleans	8	8	0	.500
L.A. Rams	5	11	0	.313
Atlanta	5	11	0	.313

* Wild Card for Playoffs

USUAL STARTING LINEUP

Offense

WR	85	Drew Hill
LT	77	Bruce Davis
LG	63	Mike Munchak
C	52	Jay Pennison
RG	74	Bruce Matthews
RT	70	Dean Steinkuhler
TE	87	Bob Mrosko
WR	81	Ernest Givins
QB	1	Warren Moon
RB	30	Mike Rozier
FB	32	Alonzo Highsmith

Defense

LE	79	Ray Childress
NT	99	Doug Smith
RE	71	Richard Byrd
	96	Sean Jones
OLB	93	Robert Lyles
ILB	59	John Grimsley
ILB	54	Al Smith
OLB	91	Johnny Meads
LCB	24	Steve Brown
RCB	29	Patrick Allen
SS	25	Bubba McDowell
FS	31	Jeff Donaldson

K	7	Tony Zendejas
P	9	Greg Montgomery

HONORS

Pro Bowl

Bruce Matthews, Warren Moon, Mike Munchak

All-Pro

Ray Childress (2nd team),
Bruce Matthews, Warren Moon, Mike Munchak

AFC Player of Year

Warren Moon

All-Rookie

Bubba McDowell

Won 9, Lost 7
Second (Tied)—Central Division
Head Coach: Jerry Glanville

Preseason (2-2)

8/12	at Tampa Bay	23	41
8/19	Miami (Jacksonville, FL)	26	10
8/26	L.A. Raiders (Oakland, CA)	23	21
9/2	at Dallas	28	30

Regular Season (9-7)

9/10	at Minnesota	L	7-38	54,015
9/17	at San Diego	W	34-27	42,013
9/24	BUFFALO	L	41-47*	57,278
10/1	MIAMI	W	39-7	53,326
10/8	at New England	L	13-23	59,828
10/15	at Chicago	W	33-28	64,383
10/22	PITTSBURGH	W	27-0	59,091
10/29	at Cleveland	L	17-28	78,765
11/5	DETROIT	W	35-31	48,056
11/13	CINCINNATI	W	26-24	60,694
11/19	L.A. RAIDERS	W	23-7	59,198
11/26	at Kansas City	L	0-34	51,342
12/3	at Pittsburgh	W	23-16	40,541
12/10	TAMPA BAY	W	20-17	54,532
12/17	at Cincinnati	L	7-61	47,510
12/23	CLEVELAND	L	20-24	58,852

AFC WILD CARD GAME

12/31	PITTSBURGH	L	23-26*	58,306
-------	------------	---	--------	--------

* overtime

OILERS LEADERS

Rushing	Alonzo Highsmith 128-531, 4 TD
Receiving	Drew Hill 66-938, 8 TD
Passing	Warren Moon 464-280, 3631 yds, 14 INT, 23 TD
Scoring	Tony Zendejas 115, 40 PAT, 25 FG
Punt Ret.	Kenny Johnson 19-122, 0 TD
Kick Ret.	Kenny Johnson 21-372, 0 TD
Punting	Greg Montgomery 56-2422, 43.3 avg.
Ints.	Steve Brown 5-54, 0 TD
Tackles	John Grimsley 103 (73 solo)
QB Sacks	Ray Childress 8.5

TEAM STATISTICS

	Hou.	Avg.	Opp.	Avg.
Total Yds.	5427	339.2	5211	325.7
Rush Yds.	1928	120.5	1669	104.3
Pass Yds.	3499	218.7	3542	221.4
Points	365	22.8	412	25.8

AMERICAN FOOTBALL CONFERENCE

EASTERN DIVISION

	W	L	T	Pct.
Buffalo	9	7	0	.563
Indianapolis	8	8	0	.500
Miami	8	8	0	.500
New England	5	11	0	.313
N.Y. Jets	4	12	0	.250

CENTRAL DIVISION

	W	L	T	Pct.
Cleveland	9	6	1	.594
* Houston	9	7	0	.563
* Pittsburgh	9	7	0	.563
Cincinnati	8	8	0	.500

WESTERN DIVISION

	W	L	T	Pct.
Denver	11	5	0	.688
Kansas City	8	7	1	.531
L.A. Raiders	8	8	0	.500
Seattle	7	9	0	.438
San Diego	6	10	0	.375

* Wild Card for Playoffs

NATIONAL FOOTBALL CONFERENCE

EASTERN DIVISION

	W	L	T	Pct.
N.Y. Giants	12	4	0	.750
* Philadelphia	11	5	0	.688
Washington	10	6	0	.625
Phoenix	5	11	0	.313
Dallas	1	15	0	.063

CENTRAL DIVISION

	W	L	T	Pct.
Minnesota	10	6	0	.625
Green Bay	10	6	0	.625
Detroit	7	9	0	.438
Chicago	6	10	0	.375
Tampa Bay	5	11	0	.313

WESTERN DIVISION

	W	L	T	Pct.
San Francisco	14	2	0	.875
* L.A. Rams	11	5	0	.688
New Orleans	9	7	0	.563
Atlanta	3	13	0	.188

* Wild Card for Playoffs

1988

USUAL STARTING LINEUP

Offense

WR	85	Drew Hill
LT	77	Bruce Davis
LG	63	Mike Munchak
C	52	Jay Pennison
RG	74	Bruce Matthews
RT	70	Dean Steinkuhler
TE	87	Jamie Williams
WR	81	Ernest Givins
QB	1	Warren Moon
RB	30	Mike Rozier
FB	32	Alonzo Highsmith

Defense

LE	79	Ray Childress
NT	99	Doug Smith
	71	Richard Byrd
RE	95	William Fuller
OLB	93	Robert Lyles
ILB	59	John Grimsley
ILB	54	Al Smith
OLB	91	Johnny Meads
LCB	24	Steve Brown
RCB	29	Patrick Allen
SS	25	Keith Bostic
FS	31	Jeff Donaldson
K	7	Tony Zendejas
P	9	Greg Montgomery

HONORS

Pro Bowl

Keith Bostic, Ray Childress,
John Grimsley, Drew Hill,
Bruce Matthews, Warren
Moon, Mike Munchak,
Mike Rozier

All-Pro

Ray Childress, Bruce
Matthews, Mike Munchak
(2nd team), Eugene Seale

Won 10, Lost 6 Second (Tied)—Central Division Head Coach: Jerry Glanville

Preseason (4-0)

8/4	BUFFALO	13	9
8/13	New England (Memphis, TN)	27	14
8/20	at L.A. Rams	20	17
8/27	at Dallas	54	10

Regular Season (10-6)

9/4	at Indianapolis	W	17-14*	57,251
9/11	L.A. RAIDERS	W	38-35	46,050
9/18	at N.Y. Jets	L	3-45	64,683
9/25	NEW ENGLAND	W	31-6	38,646
10/2	at Philadelphia	L	23-32	64,692
10/9	KANSAS CITY	W	7-6	39,134
10/16	at Pittsburgh	W	34-14	52,229
10/23	at Cincinnati	L	21-44	54,659
10/30	WASHINGTON	W	41-17	48,781
11/7	CLEVELAND	W	24-17	51,467
11/13	at Seattle	L	24-27	60,446
11/20	PHOENIX	W	38-20	43,843
11/24	at Dallas	W	25-17	50,845
12/4	PITTSBURGH	L	34-37	47,791
12/11	CINCINNATI	W	41-6	50,269
12/18	at Cleveland	L	23-28	74,610

AFC WILD CARD GAME

12/24	at Cleveland	W	24-23	74,977
-------	--------------	---	-------	--------

AFC DIVISIONAL PLAYOFF GAME

1/1	at Buffalo	L	10-17	79,532
-----	------------	---	-------	--------

* overtime

OILERS LEADERS

Rushing	Mike Rozier 251-1002, 10 TD
Receiving	Drew Hill 72-1141, 10 TD
Passing	Warren Moon 294-160, 2327 yds. 8 INT, 17 TD
Scoring	Tony Zendejas 114, 48 PAT, 22 FG
Punt Ret.	Kenny Johnson 30-170, 0 TD
Kick Ret.	Leonard Harris 34-678, 0 TD
Punting	Greg Montgomery 65-2523, 38.8 avg.
Ints.	Jeff Donaldson 4-29, 0 TD
Tackles	John Grimsley 115 (70 solo)
QB Sacks	Ray Childress 8.5; William Fuller 8.5

TEAM STATISTICS

	Hou.	Avg.	Opp.	Avg.
Total Yds.	5205	325.3	4858	303.6
Rush Yds.	2249	140.6	1592	99.5
Pass Yds.	2956	184.7	3266	204.1
Points	424	26.5	365	22.8

AMERICAN FOOTBALL CONFERENCE

EASTERN DIVISION

	W	L	T	PCT.
Buffalo	12	4	0	.750
Indianapolis	9	7	0	.563
New England	9	7	0	.563
N.Y. Jets	8	7	1	.531
Miami	6	10	0	.375

CENTRAL DIVISION

	W	L	T	Pct.
Cincinnati	12	4	0	.750
*Cleveland	10	6	0	.625
*Houston	10	6	0	.625
Pittsburgh	5	11	0	.313

WESTERN DIVISION

	W	L	T	Pct.
Seattle	9	7	0	.563
Denver	8	8	0	.500
L.A. Raiders	7	9	0	.438
San Diego	6	10	0	.375
Kansas City	4	11	1	.281

* Wild Card for Playoffs

NATIONAL FOOTBALL CONFERENCE

EASTERN DIVISION

	W	L	T	Pct.
Philadelphia	10	6	0	.625
N.Y. Giants	10	6	0	.625
Washington	7	9	0	.438
Phoenix	7	9	0	.438
Dallas	3	13	0	.188

CENTRAL DIVISION

	W	L	T	Pct.
Chicago	12	4	0	.750
*Minnesota	11	5	0	.688
Tampa Bay	5	11	0	.313
Detroit	4	12	0	.250
Green Bay	4	12	0	.250

WESTERN DIVISION

	W	L	T	Pct.
San Francisco	10	6	0	.625
*L.A. Rams	10	6	0	.625
New Orleans	10	6	0	.625
Atlanta	5	11	0	.313

* Wild Card for Playoffs

USUAL STARTING LINEUP

Offense

WR	85	Drew Hill
LT	77	Bruce Davis
LG	63	Mike Munchak
C	52	Jay Pennison
RG	74	Bruce Matthews
RT	70	Dean Steinkuhler
TE	87	Jamie Williams
WR	81	Ernest Givins
QB	1	Warren Moon
RB	30	Mike Rozier
FB	35	Ray Wallace

Defense

LE	79	Ray Childress
NT	99	Doug Smith
RE	71	Richard Byrd
OLB	93	Robert Lyles
ILB	59	John Grimsley
ILB	54	Al Smith
OLB	91	Johnny Meads
LCB	24	Steve Brown
RCB	29	Patrick Allen
SS	25	Keith Bostic
FS	31	Jeff Donaldson

K	7	Tony Zendejas
P	8	Jeff Gossett

HONORS

Pro Bowl

Keith Bostic, Mike Munchak,
Mike Rozier

All-Pro

Keith Bostic (2nd team),
Mike Munchak

Won 9, Lost 6
Second—Central Division
Head Coach: Jerry Glanville

Preseason (2-2)

8/13	KANSAS CITY	20	32
8/22	at New Orleans	16	13
8/29	at Indianapolis	6	17
9/5	at Dallas	18	13

Regular Season (9-6)

9/13	L.A. RAMS	W	20-16	33,186
9/20	at Buffalo	L	30-34	56,534
10/4	at Denver	W	40-10+	38,494
10/11	at Cleveland	W	15-10+	38,927
10/18	NEW ENGLAND	L	7-21+	26,294
10/25	ATLANTA	W	37-33	29,062
11/1	at Cincinnati	W	31-29	52,700
11/8	at San Francisco	L	20-27	59,740
11/15	at Pittsburgh	W	23-3	56,177
11/22	CLEVELAND	L	7-40	51,161
11/29	at Indianapolis	L	27-51	54,999
12/6	SAN DIEGO	W	33-18	31,714
12/13	at New Orleans	L	10-24	68,257
12/20	PITTSBURGH	W	24-16	38,683
12/27	CINCINNATI	W	21-17	49,775

AFC WILD CARD GAME

1/3	SEATTLE	W	23-20*	49,622
-----	---------	---	--------	--------

AFC DIVISIONAL PLAYOFF GAME

1/10	at Denver	L	10-34	75,968
------	-----------	---	-------	--------

* overtime

+ replacement games

OILERS LEADERS

Rushing	Mike Rozier 229-957, 3 TD
Receiving	Ernest Givins 53-933, 6 TD
Passing	Warren Moon 368-184, 2806 yds. 18 INT, 21 TD
Scoring	Tony Zendejas 92, 32 PAT, 20 FG
Punt Ret.	Kenny Johnson 24-196, 0 TD
Kick Ret.	Curtis Duncan 28-546, 0 TD
Punting	Jeff Gossett 44-1777, 40.4 avg.
Ints.	Keith Bostic 6-(-14), 0 TD
Tackles	Al Smith 102 (+6 solo)
QB Sacks	Ray Childress 6

TEAM STATISTICS

	Hou.	Avg.	Opp.	Avg.
Total Yds.	5223	348.2	4993	332.9
Rush Yds.	1923	128.2	1848	123.2
Pass Yds.	3300	220.0	3145	209.7
Points	345	23.0	349	23.3

AMERICAN FOOTBALL
CONFERENCE

EASTERN DIVISION

	W	L	T	Pct.
Indianapolis	9	6	0	.600
New England	8	7	0	.533
Miami	8	7	0	.533
Buffalo	7	8	0	.467
N.Y. Jets	6	9	0	.400

CENTRAL DIVISION

	W	L	T	Pct.
Cleveland	10	5	0	.667
* Houston	9	6	0	.600
Pittsburgh	8	7	0	.533
Cincinnati	4	11	0	.267

WESTERN DIVISION

	W	L	T	Pct.
Denver	10	4	1	.700
* Seattle	9	6	0	.600
San Diego	8	7	0	.533
L.A. Raiders	5	10	0	.333
Kansas City	4	11	0	.267

NATIONAL FOOTBALL
CONFERENCE

EASTERN DIVISION

	W	L	T	Pct.
Washington	11	4	0	.733
Dallas	7	8	0	.467
St. Louis	7	8	0	.467
Philadelphia	7	8	0	.467
N.Y. Giants	6	9	0	.400

CENTRAL DIVISION

	W	L	T	Pct.
Chicago	11	4	0	.733
* Minnesota	8	7	0	.533
Green Bay	5	9	1	.367
Tampa Bay	4	11	0	.267
Detroit	4	11	0	.267

WESTERN DIVISION

	W	L	T	Pct.
San Francisco	13	2	0	.867
* New Orleans	12	3	0	.800
L.A. Rams	6	9	0	.400
Atlanta	3	12	0	.200

* Wild Card for Playoffs

Note: The regular season was reduced from 16 to 15 games due to players' strike.

USUAL STARTING LINEUP

Offense

WR	85	Drew Hill
LT	74	Bruce Matthews
LG	63	Mike Munchak
C	55	Jim Romano
	52	Jay Pennison
RG	72	Kent Hill
RT	70	Dean Steinkuhler
TE	87	Jamie Williams
WR	81	Ernest Givins
QB	1	Warren Moon
RB	33	Mike Rozier
FB	30	Larry Moriarty
	40	Butch Woolfolk

Defense

LE	79	Ray Childress
NT	99	Doug Smith
	68	Mike Golic
RE	71	Richard Byrd
OLB	93	Robert Lyles
ILB	53	Avon Riley
	59	John Grimsley
ILB	56	Robert Abraham
OLB	91	Johnny Meads
LCB	24	Steve Brown
RCB	29	Patrick Allen
SS	25	Keith Bostic
FS	21	Bo Eason
	31	Jeff Donaldson

K	7	Tony Zendejas
P	11	Lee Johnson

HONORS

Pro Bowl

None

All-Pro

Ray Childress

All-Pro

Ernest Givins

Won 5, Lost 11
Fourth—Central Division
Head Coach: Jerry Glanville

Preseason (4-0)

8/5	at L.A. Rams	17	14
8/16	BUFFALO	23	20
8/23	NEW ORLEANS	24	13
8/30	at Dallas	17	14

Regular Season (5-11)

9/7	at Green Bay	W	31-3	54,065
9/14	CLEVELAND	L	20-23	46,049
9/21	at Kansas City	L	13-27	43,699
9/28	PITTSBURGH	L	16-22*	42,001
10/5	at Detroit	L	13-24	41,960
10/12	CHICAGO	L	7-20	46,026
10/19	at Cincinnati	L	28-31	53,844
10/26	L.A. RAIDERS	L	17-28	41,641
11/2	at Miami	L	7-28	43,804
11/9	CINCINNATI	W	32-28	32,130
11/16	at Pittsburgh	L	10-21	49,724
11/23	INDIANAPOLIS	W	31-17	31,792
11/30	at Cleveland	L	10-13*	62,309
12/7	at San Diego	L	0-27	40,103
12/14	MINNESOTA	W	23-10	32,738
12/21	BUFFALO	W	16-7	31,409

* overtime

OILERS LEADERS

Rushing	Mike Rozier 199-662, 4 TD
Receiving	Drew Hill 65-1112, 5 TD
Passing	Warren Moon 488-256, 3-489 yds. 26 INT, 13 TD
Scoring	Tony Zendejas 94, 28 PAT, 22 FG
Punt Ret.	Willie Drewrey 25-262, 0 TD
Kick Ret.	Pinkett 26-519; Drewrey 25-500
Punting	Lee Johnson 88-3625, 41.2 avg.
Ints.	Lyday 3-24, 0 TD; Allen 3-20, 0 TD
Tackles	John Grimsley 199 (112 solo)
QB Sacks	Ray Childress 5

TEAM STATISTICS

	Hou.	Avg.	Opp.	Avg.
Total Yds.	5149	321.8	5034	314.6
Rush Yds.	1700	106.2	2035	127.2
Pass Yds.	3449	215.6	2999	187.4
Points	274	17.1	329	20.6

AMERICAN FOOTBALL
CONFERENCE

EASTERN DIVISION

	W	L	T	PCT.
New England	11	5	0	.688
* N.Y. Jets	10	6	0	.625
Miami	8	8	0	.500
Buffalo	4	12	0	.250
Indianapolis	3	13	0	.188

CENTRAL DIVISION

	W	L	T	Pct.
Cleveland	12	4	0	.750
Cincinnati	10	6	0	.625
Pittsburgh	6	10	0	.375
Houston	5	11	0	.313

WESTERN DIVISION

	W	L	T	Pct.
Denver	11	5	0	.688
* Kansas City	10	6	0	.625
Seattle	10	6	0	.625
L.A. Raiders	8	8	0	.500
San Diego	4	12	0	.250

* Wild Card for Playoffs

NATIONAL FOOTBALL
CONFERENCE

EASTERN DIVISION

	W	L	T	Pct.
N.Y. Giants	14	2	0	.875
* Washington	12	4	0	.750
Dallas	7	9	0	.438
Philadelphia	5	10	1	.344
St. Louis	4	11	1	.281

CENTRAL DIVISION

	W	L	T	Pct.
Chicago	14	2	0	.875
Minnesota	9	7	0	.563
Detroit	5	11	0	.313
Green Bay	4	12	0	.250
Tampa Bay	2	14	0	.125

WESTERN DIVISION

	W	L	T	Pct.
San Francisco	10	5	1	.656
* L.A. Rams	10	6	0	.625
Atlanta	7	8	1	.469
New Orleans	7	9	0	.438

* Wild Card for Playoffs

USUAL STARTING LINEUP

Offense

WR	83	Tim Smith
LT	73	Harvey Salem
LG	63	Mike Munchak
C	55	Jim Romano
RG	62	John Schuhmacher
RT	74	Bruce Matthews
TE	87	Jamie Williams
WR	85	Drew Hill
QB	1	Warren Moon
RB	40	Butch Woolfolk
FB	30	Larry Moriarty

Defense

LE	79	Ray Childress
NT	67	Mike Stensrud
RE	75	Jesse Baker
OLB	93	Robert Lyles
ILB	53	Avon Riley
ILB	56	Robert Abraham
OLB	94	Frank Bush
LCB	24	Steve Brown
RCB	29	Patrick Allen
SS	25	Keith Bostic
FS	21	Bo Eason

K 7 Tony Zendejas

P 11 Lee Johnson

HONORS

Pro Bowl

Mike Munchak

All-Pro

Mike Munchak

All-Rookie

Ray Childress

Won 5, Lost 11
Fourth—Central Division
Head Coach: Hugh Campbell (14 Games)
Jerry Glanville (2 Games)

Preseason (1-4)

8/3	N.Y. Giants (Canton, OH)	20	21
8/10	at L.A. Rams	3	7
8/17	at New Orleans	23	20
8/24	KANSAS CITY	19	24
8/31	at Dallas	10	20

Regular Season (5-11)

9/8	MIAMI	W	26-23	47,656
9/15	at Washington	L	13-16	53,553
9/22	at Pittsburgh	L	0-20	58,572
9/29	DALLAS	L	10-17	49,686
10/6	at Denver	L	20-31	74,699
10/13	CLEVELAND	L	6-21	38,386
10/20	CINCINNATI	W	44-27	35,590
10/27	at St. Louis	W	20-10	43,190
11/3	KANSAS CITY	W	23-20	41,238
11/10	at Buffalo	L	0-20	21,831
11/17	PITTSBURGH	L	7-30	45,977
11/24	SAN DIEGO	W	37-35	34,336
12/1	at Cincinnati	L	27-45	46,140
12/8	N.Y. GIANTS	L	14-35	36,576
12/15	at Cleveland	L	21-28	50,793
12/22	at Indianapolis	L	16-34	55,818

OILERS LEADERS

Rushing	Mike Rozier 133-462, 8 TD
Receiving	Butch Woolfolk 80-814, 4 TD
Passing	Warren Moon 377-200, 2709 yds. 19 INT, 15 TD
Scoring	Tony Zendejas 92, 29 PAT, 21 FG
Punt Ret.	Willie Drewrey 24-215, 0 TD
Kick Ret.	Willie Drewrey 26-642, 0 TD
Punting	Lee Johnson 83-3463, 41.7
Ints.	Steve Brown 5-41, 0 TD
Tackles	Avon Riley 147 (80 solo)
QB Sacks	Jesse Baker 5.5

TEAM STATISTICS

	Hou.	Arg.	Opp.	Arg.
Total Yds.	4652	290.8	6155	384.7
Rush Yds.	1570	98.1	2814	175.9
Pass Yds.	3082	192.6	3341	208.8
Points	284	17.8	412	25.8

AMERICAN FOOTBALL
CONFERENCE

EASTERN DIVISION

	W	L	T	Pct.
Miami	12	4	0	.750
* N.Y. Jets	11	5	0	.688
* New England	11	5	0	.688
Indianapolis	5	11	0	.313
Buffalo	2	14	0	.125

CENTRAL DIVISION

	W	L	T	Pct.
Cleveland	8	8	0	.500
Cincinnati	7	9	0	.438
Pittsburgh	7	9	0	.438
Houston	5	11	0	.313

WESTERN DIVISION

	W	L	T	Pct.
L.A. Raiders	12	4	0	.750
Denver	11	5	0	.688
Seattle	8	8	0	.500
San Diego	8	8	0	.500
Kansas City	6	10	0	.375

* Wild Card for Playoffs

NATIONAL FOOTBALL
CONFERENCE

EASTERN DIVISION

	W	L	T	Pct.
Dallas	10	6	0	.625
* N.Y. Giants	10	6	0	.625
Washington	10	6	0	.625
Philadelphia	7	9	0	.438
St. Louis	5	11	0	.313

CENTRAL DIVISION

	W	L	T	Pct.
Chicago	15	1	0	.938
Green Bay	8	8	0	.500
Minnesota	7	9	0	.438
Detroit	7	9	0	.438
Tampa Bay	2	14	0	.125

WESTERN DIVISION

	W	L	T	Pct.
L.A. Rams	11	5	0	.688
* San Francisco	10	6	0	.625
New Orleans	5	11	0	.313
Atlanta	4	12	0	.250

* Wild Card for Playoffs

USUAL STARTING LINEUP

Offense

WR	83	Tim Smith
LT	73	Harvey Salem
LG	63	Mike Munchak
C	74	Bruce Matthews
	55	Jim Romano
RG	66	Pat Howell
	62	John Schuhmacher
RT	70	Dean Steinkuhler
	74	Bruce Matthews
TE	87	Jamie Williams
HB	88	Chris Dressel
WR	82	Herkie Walls
QB	1	Warren Moon
RB	34	Earl Campbell
	30	Larry Moriarty

Defense

LE	90	Bob Hamm
NT	67	Mike Stensrud
RE	75	Jesse Baker
OLB	53	Avon Riley
ILB	54	Gregg Bingham
ILB	56	Robert Abraham
OLB	52	Robert Brazile
LCB	24	Steve Brown
RCB	20	Willie Tullis
SS	25	Keith Bostic
FS	36	Carter Hartwig

K	4	Florian Kempf
P	6	John James

HONORS

Pro Bowl

Mike Munchak

All-Pro

None

All-Rookie

Warren Moon, Dean Steinkuhler

Won 3, Lost 13
Fourth—Central Division
Head Coach: Hugh Campbell

Preseason (1-3)

8/4	at Tampa Bay	17	30
8/11	N.Y. JETS	36	17
8/18	NEW ORLEANS	19	31
8/25	at Dallas	24	31

Regular Season (3-13)

9/2	L.A. RAIDERS	L	14-24	49,092
9/9	INDIANAPOLIS	L	21-35	43,820
9/16	at San Diego	L	14-31	52,266
9/23	at Atlanta	L	10-42	45,248
9/30	NEW ORLEANS	L	10-27	43,108
10/7	at Cincinnati	L	3-13	43,637
10/14	at Miami	L	10-28	54,435
10/21	SAN FRANCISCO	L	21-34	39,900
10/28	CINCINNATI	L	13-31	34,010
11/4	at Pittsburgh	L	7-35	48,892
11/11	at Kansas City	W	17-16	44,464
11/18	N.Y. JETS	W	31-20	40,141
11/25	at Cleveland	L	10-27	46,077
12/2	PITTSBURGH	W	23-20*	39,786
12/9	at L.A. Rams	L	16-27	49,092
12/16	CLEVELAND	L	20-27	33,676

* overtime

OILERS LEADERS

Rushing	Larry Moriarty 189-785, 6 TD
Receiving	Tim Smith 69-1141, 4 TD
Passing	Warren Moon 450-259, 3338 yds. 14 INT, 12 TD
Scoring	Joe Cooper 46, 13 PAT, 11 FG
Punt Ret.	Carl Roaches 26-152, 0 TD
Kick Ret.	Carl Roaches 30-679, 0 TD
Punting	John James 88-3482, 39.6 avg.
Ints.	Willie Tullis 4-48, 0 TD
Tackles	Robert Abraham 198 (106 solo)
QB Sacks	Jesse Baker 11

TEAM STATISTICS

	Hou.	Arg.	Opp.	Arg.
Total Yds.	4884	305.3	5968	373.0
Rush Yds.	1656	103.5	2789	174.3
Pass Yds.	3228	201.8	3179	198.7
Points	240	15.0	437	27.3

AMERICAN FOOTBALL CONFERENCE

EASTERN DIVISION

	W	L	T	Pct.
Miami	14	2	0	.875
New England	9	7	0	.563
N.Y. Jets	7	9	0	.438
Indianapolis	4	12	0	.250
Buffalo	2	14	0	.125

CENTRAL DIVISION

	W	L	T	Pct.
Pittsburgh	9	7	0	.563
Cincinnati	8	8	0	.500
Cleveland	5	11	0	.313
Houston	3	13	0	.188

WESTERN DIVISION

	W	L	T	Pct.
Denver	13	3	0	.813
*Seattle	12	4	0	.750
*L.A. Raiders	11	5	0	.688
Kansas City	8	8	0	.500
San Diego	7	9	0	.438

* Wild Card for Playoffs

NATIONAL FOOTBALL CONFERENCE

EASTERN DIVISION

	W	L	T	Pct.
Washington	11	5	0	.688
*N.Y. Giants	9	7	0	.563
St. Louis	9	7	0	.563
Dallas	9	7	0	.563
Philadelphia	6	9	1	.406

CENTRAL DIVISION

	W	L	T	Pct.
Chicago	10	6	0	.625
Green Bay	8	8	0	.500
Tampa Bay	6	10	0	.375
Detroit	4	11	1	.281
Minnesota	3	13	0	.188

WESTERN DIVISION

	W	L	T	Pct.
San Francisco	15	1	0	.938
*L.A. Rams	10	6	0	.625
New Orleans	7	9	0	.438
Atlanta	4	12	0	.250

* Wild Card for Playoffs

USUAL STARTING LINEUP

Offense

WR	82	Mike Renfro
	81	Steve Bryant
LT	77	Doug France
LG	63	Mike Munchak
C	58	David Carter
RG	74	Bruce Matthews
RT	73	Harvey Salem
TE	88	Chris Dressel
WR	83	Tim Smith
QB	14	Gifford Nielsen (7)
	10	Oliver Luck (6)
RB	34	Earl Campbell
FB	30	Larry Moriarty
orTE	89	Mike McCloskey

Defense

LE	90	Bob Hamm
NT	72	Brian Sochia
	67	Mike Stensrud
RE	75	Jesse Baker
OLB	53	Avon Riley
ILB	54	Gregg Bingham
ILB	56	Robert Abraham
OLB	52	Robert Brazile
LCB	24	Steve Brown
	22	Bill Kay
RCB	20	Willie Tullis
SS	25	Keith Bostic
FS	36	Carter Hartwig

K	4	Florian Kempf
P	6	John James

HONORS

Pro Bowl

Earl Campbell

All-Pro

None

All-Rookie

Steve Brown, Bruce Matthews,
Harvey Salem, Brian Sochia

Won 2, Lost 14
Fourth—Central Division
Head Coach: Ed Biles (6 Games)
Chuck Studley (10 Games)

Preseason (0-4)

8/4	BALTIMORE0	15
8/13	TAMPA BAY17	23
8/20	at New Orleans13	20
8/27	at Dallas31	34

Regular Season (2-14)

9/4	GREEN BAY	L	38-41*	44,073
9/11	at L.A. Raiders	L	6-20	37,521
9/18	PITTSBURGH	L	28-40	44,150
9/25	at Buffalo	L	13-30	60,070
10/2	at Pittsburgh	L	10-17	56,901
10/9	DENVER	L	14-26	44,209
10/16	at Minnesota	L	14-34	58,910
10/23	KANSAS CITY	L	10-13*	39,462
10/30	at Cleveland	L	19-25*	66,955
11/6	CINCINNATI	L	14-55	39,706
11/13	DETROIT	W	27-17	40,660
11/20	at Cincinnati	L	10-38	46,375
11/27	at Tampa Bay	L	24-33	38,625
12/4	MIAMI	L	17-24	39,434
12/11	CLEVELAND	W	34-27	29,746
12/18	at Baltimore	L	10-20	20,418

* overtime

OILERS LEADERS

Rushing	Earl Campbell 322-1301, 12 TD
Receiving	Tim Smith 83-1176, 6 TD
Passing	Oliver Luck 217-124, 1375 yds. 13 INT, 8 TD
Scoring	Florian Kempf 84, 33 PAT, 17 FG
Punt Ret.	Carl Roaches 20-159, 0 TD
Kick Ret.	Steve Brown 31-795, 1 TD
Punting	John James 79-3136, 39.7 avg.
Ints.	Willie Tullis 5-65, 0 TD
Tackles	Gregg Bingham 135 (87 solo)
QB Sacks	Jesse Baker 5.5

TEAM STATISTICS

	Hou.	Arg.	Opp.	Arg.
Total Yds.	4900	306.2	5632	352.0
Rush Yds.	1998	124.9	2787	174.2
Pass Yds.	2902	181.4	2845	177.8
Points	288	18.0	460	28.8

AMERICAN FOOTBALL
CONFERENCE

EASTERN DIVISION

	W	L	T	Pct.
Miami	12	4	0	.750
New England	8	8	0	.500
Buffalo	8	8	0	.500
Baltimore	7	9	0	.438
N.Y. Jets	7	9	0	.438

CENTRAL DIVISION

	W	L	T	Pct.
Pittsburgh	10	6	0	.625
Cleveland	9	7	0	.563
Cincinnati	7	9	0	.438
Houston	2	14	0	.125

WESTERN DIVISION

	W	L	T	Pct.
L.A. Raiders	12	4	0	.750
* Seattle	9	7	0	.563
* Denver	9	7	0	.563
San Diego	6	10	0	.375
Kansas City	6	10	0	.375

* Wild Card for Playoffs

NATIONAL FOOTBALL
CONFERENCE

EASTERN DIVISION

	W	L	T	Pct.
Washington	14	2	0	.875
* Dallas	12	4	0	.750
St. Louis	8	7	1	.438
Philadelphia	5	11	0	.313
N.Y. Giants	3	12	1	.219

CENTRAL DIVISION

	W	L	T	Pct.
Detroit	9	7	0	.563
Green Bay	8	8	0	.500
Chicago	8	8	0	.500
Minnesota	8	8	0	.500
Tampa Bay	2	14	0	.125

WESTERN DIVISION

	W	L	T	Pct.
San Francisco	10	6	0	.625
* L.A. Rams	9	7	0	.563
New Orleans	8	8	0	.500
Atlanta	7	9	0	.438

* Wild Card for Playoffs

1982

USUAL STARTING LINEUP

Offense

WR	80	Harold Bailey
LT	62	John Schuhmacher
LG	68	Ralph Williams
	63	Mike Munchak
C	58	David Carter
RG	60	Ed Fisher
RT	76	Morris Towns
TE	87	Dave Casper
WR	82	Mike Renfro
	84	Mike Holston
QB	8	Archie Manning (5)
	14	Gifford Nielsen (4)
RB	34	Earl Campbell
FB	35	Stan Edwards

Defense

LE	71	Ken Kennard
NT	67	Mike Stensrud
RE	75	Jesse Baker
OLB	53	Avon Riley
ILB	54	Gregg Bingham
ILB	50	Daryl Hunt
OLB	52	Robert Brazile
LCB	33	J.C. Wilson
RCB	27	Greg Stenrick
SS	36	Carter Hartwig
	32	Vernon Perry
FS	37	Mike Reinfeldt

K	4	Florian Kempf
P	6	John James (5)
	18	Cliff Parsley (4)

HONORS

Pro Bowl

Robert Brazile

All-Pro

None

Won 1, Lost 8 Thirteenth—American Football Conference Head Coach: Ed Biles

Preseason (2-2)

8/12	NEW ORLEANS	22	20
8/22	N.Y. JETS	16	33
8/28	TAMPA BAY	21	6
9/4	at Dallas	14	20

Regular Season (1-8)

9/12	at Cincinnati	L	6-27	53,268
9/19	SEATTLE	W	23-21	43,117
11/21	PITTSBURGH	L	10-24	42,338
11/28	at New England	L	21-29	53,602
12/5	at N.Y. Giants	L	14-17	71,184
12/13	DALLAS	L	7-37	51,808
12/19	at Philadelphia	L	14-35	44,119
12/26	CLEVELAND	L	14-20	36,555
1/2	CINCINNATI	L	27-35	26,522

note: strike-shortened season

OILERS LEADERS

Rushing	Earl Campbell 157-538, 2 TD
Receiving	Dave Casper 36-573, 6 TD
Passing	Archie Manning 125-66, 877 yds. 6 INT, 6 TD
Scoring	Dave Casper 36, 6 TD
Punt Ret.	Carl Roaches 19-104, 0 TD
Kick Ret.	Carl Roaches 21-44, 0 TD
Punting	John James 31-1260, 40.6 avg.
Ints.	Brazile 1-31; Bingham 1-8; Perry 1-8
Tackles	Daryl Hunt 85 (61 solo)
QB Sacks	Jesse Baker 7.5

TEAM STATISTICS

	Hou.	Arg.	Opp.	Arg.
Total Yds.	2373	263.7	3438	382.0
Rush Yds.	799	88.8	1225	136.1
Pass Yds.	1574	174.9	2213	245.9
Points	136	15.1	245	27.2

AMERICAN FOOTBALL CONFERENCE

	W	L	T	PCT.
L.A. Raiders	8	1	0	.889
Miami	7	2	0	.778
Cincinnati	7	2	0	.778
Pittsburgh	6	3	0	.667
San Diego	6	3	0	.667
N.Y. Jets	6	3	0	.667
New England	5	4	0	.556
Cleveland	4	5	0	.444
Buffalo	4	5	0	.444
Seattle	4	5	0	.444
Kansas City	3	6	0	.333
Denver	2	7	0	.222
Houston	1	8	0	.111
Baltimore	0	8	1	.056

NATIONAL FOOTBALL CONFERENCE

	W	L	T	Pct.
Washington	8	1	0	.889
Dallas	6	3	0	.667
Green Bay	5	3	1	.611
Minnesota	5	4	0	.556
Atlanta	5	4	0	.556
St. Louis	5	4	0	.556
Tampa Bay	5	4	0	.556
Detroit	4	5	0	.444
New Orleans	4	5	0	.444
N.Y. Giants	4	5	0	.444
San Francisco	3	6	0	.333
Chicago	3	6	0	.333
Philadelphia	3	6	0	.333
L.A. Rams	2	7	0	.222

Note: The regular season was reduced from 16 to 9 games due to a 57-day players' strike. At the conclusion of the regular season, the NFL conducted a 16-team postseason Super Bowl Tournament. The top eight teams from each conference made the playoffs and were seeded 1-8 based on their records.

USUAL STARTING LINEUP

Offense

WR	00	Ken Burrough
LT	74	Leon Gray
LG	68	John Schuhmacher
C	58	David Carter
RG	60	Ed Fisher
RT	76	Morris Towns
TE	86	Mike Barber
	87	Dave Casper
WR	82	Mike Renfro
	84	Mike Holston
QB	12	Ken Stabler
RB	34	Earl Campbell
FB	45	Tim Wilson

Defense

LE	69	Andy Dorris
NT	71	Ken Kennard
RE	65	Elvin Bethea
OLB	59	Ted Washington
ILB	54	Gregg Bingham
ILB	50	Daryl Hunt
OLB	52	Robert Brazile
LCB	33	J.C. Wilson
RCB	27	Greg Stemrick
SS	32	Vernon Perry
FS	37	Mike Reinfeldt

K	16	Toni Fritsch
P	18	Cliff Parsley

HONORS

Pro Bowl

Robert Brazile, Earl Campbell,
Leon Gray, Carl Roaches

All-Pro

Robert Brazile (2nd team)

Won 7, Lost 9

Third—Central Division
Head Coach: Ed Biles

Preseason (1-3)

8/6	PHILADELPHIA	13	10
8/15	at New Orleans	7	27
8/22	at Tampa Bay	17	27
8/29	at Dallas	20	28

Regular Season (7-9)

9/6	at L.A. Rams	W	27-20	63,198
9/13	at Cleveland	W	9-3	79,483
9/20	MIAMI	L	9-20	47,379
9/27	at N.Y. Jets	L	17-33	50,309
10/4	CINCINNATI	W	17-10	44,350
10/11	SEATTLE	W	35-17	42,671
10/18	at New England	L	10-38	60,474
10/26	at Pittsburgh	L	13-26	52,732
11/1	at Cincinnati	L	21-34	54,736
11/8	OAKLAND	W	17-16	45,519
11/15	at Kansas City	L	10-23	73,984
11/22	NEW ORLEANS	L	24-27	49,581
11/29	ATLANTA	L	27-31	40,201
12/3	CLEVELAND	W	17-13	44,502
12/13	at San Francisco	L	6-28	55,707
12/20	PITTSBURGH	W	21-20	41,056

OILERS LEADERS

Rushing Earl Campbell 361-1376, 10 TD

Receiving Ken Burrough 40-668, 7 TD

Passing Ken Stabler 285-165, 1988 yds.
18 INT, 14 TD

Scoring Toni Fritsch 77, 32 PAT, 15 FG

Punt Ret. Carl Roaches 39-296, 0 TD

Kick Ret. Carl Roaches 28-769, 1 TD

Punting Cliff Parsley 79-3136, 39.7

Ints. Stemrick 3-94, 0 TD; Hartwig 3-78, 0 TD

Tackles Gregg Bingham 172 (112 solo)

QB Sacks Jesse Baker 10

TEAM STATISTICS

	Hou.	Avg.	Opp.	Avg.
Total Yds.	4511	281.9	5726	357.9
Rush Yds.	1734	108.4	2411	150.7
Pass Yds.	2777	173.6	3315	207.2
Points	281	17.6	355	22.2

AMERICAN FOOTBALL
CONFERENCE

EASTERN DIVISION

	W	L	T	PCT.
Miami	11	4	1	.719
*N.Y. Jets	10	5	1	.656
*Buffalo	10	6	0	.625
Baltimore	2	14	0	.125
New England	2	14	0	.125

CENTRAL DIVISION

	W	L	T	Pct.
Cincinnati	12	4	0	.750
Pittsburgh	8	8	0	.500
Houston	7	9	0	.438
Cleveland	5	11	0	.313

WESTERN DIVISION

	W	L	T	Pct.
San Diego	10	6	0	.625
Denver	10	6	0	.625
Kansas City	9	7	0	.563
Oakland	7	9	0	.438
Seattle	6	10	0	.375

* Wild Card for Playoffs

NATIONAL FOOTBALL
CONFERENCE

EASTERN DIVISION

	W	L	T	Pct.
Dallas	12	4	0	.750
*Philadelphia	10	6	0	.625
*N.Y. Giants	9	7	0	.563
Washington	8	8	0	.500
St. Louis	7	9	0	.438

CENTRAL DIVISION

	W	L	T	Pct.
Tampa Bay	9	7	0	.563
Detroit	8	8	0	.500
Green Bay	8	8	0	.500
Minnesota	7	9	0	.438
Chicago	6	10	0	.375

WESTERN DIVISION

	W	L	T	Pct.
San Francisco	10	6	0	.625
Atlanta	7	9	0	.438
Los Angeles	6	10	0	.375
New Orleans	4	12	0	.250

* Wild Card for Playoffs

1980

USUAL STARTING LINEUP

Offense

WR	84	Billy Johnson
or TE	87	Dave Casper
LT	74	Leon Gray
LG	63	Bob Young
C	55	Carl Mauck
RG	60	Ed Fisher
RT	76	Morris Towns
TE	86	Mike Barber
WR	82	Mike Renfro
QB	12	Ken Stabler
RB	34	Earl Campbell
FB	45	Tim Wilson

Defense

LE	69	Andy Dorris
NT	71	Ken Kennard
RE	65	Elvin Bethea
OLB	59	Ted Washington
ILB	56	Art Stringer
	50	Daryl Hunt
ILB	54	Gregg Bingham
OLB	52	Robert Brazile
LCB	33	J.C. Wilson
RCB	27	Greg Stenrick
SS	32	Vernon Perry
FS	37	Mike Reinfeldt

K	16	Toni Fritsch
P	18	Cliff Parsley

HONORS

Pro Bowl

Robert Brazile, Earl Campbell,
Dave Casper, Greg Stenrick

All-Pro

Robert Brazile, Earl Campbell,
Leon Gray, Greg Stenrick

All-Rookie

Carl Roaches

AFC Player of Year

Earl Campbell

NFL Off. Player of Year

Earl Campbell

NFL Most Valuable Player

Earl Campbell

AMERICAN FOOTBALL CONFERENCE

EASTERN DIVISION

	W	L	T	PCT.
Buffalo	11	5	0	.688
New England	10	6	0	.625
Miami	8	8	0	.500
Baltimore	7	9	0	.438
N.Y. Jets	4	12	0	.250

CENTRAL DIVISION

	W	L	T	Pct.
Cleveland	11	5	0	.688
* Houston	11	5	0	.688
Pittsburgh	9	7	0	.563
Cincinnati	6	10	0	.375

WESTERN DIVISION

	W	L	T	Pct.
San Diego	11	5	0	.688
* Oakland	11	5	0	.688
Kansas City	8	8	0	.500
Denver	8	8	0	.500
Seattle	4	12	0	.250

* Wild Card for Playoffs

Won 11, Lost 5

First (Tied)—Central Division Head Coach: O.A. "Bum" Phillips

Preseason (2-2)

8/11	TAMPA BAY	7	21
8/17	NEW ORLEANS	20	17
8/23	at Dallas	13	20
8/28	BUFFALO	24	7

Regular Season (11-5)

9/7	at Pittsburgh	L	17-31	54,386
9/15	at Cleveland	W	16-7	80,243
9/21	BALTIMORE	W	21-16	46,421
9/28	at Cincinnati	W	13-10	50,413
10/5	SEATTLE	L	7-26	46,860
10/12	at Kansas City	L	20-21	75,048
10/19	TAMPA BAY	W	20-14	48,167
10/26	CINCINNATI	W	23-3	49,189
11/2	at Denver	W	20-16	74,717
11/10	NEW ENGLAND	W	38-34	51,524
11/16	at Chicago	W	10-6	59,390
11/23	at N.Y. Jets	L	28-31*	52,528
11/30	CLEVELAND	L	14-17	51,514
12/4	PITTSBURGH	W	6-0	53,960
12/14	at Green Bay	W	22-3	53,201
12/21	MINNESOTA	W	20-16	51,064

AFC WILD CARD GAME

12/28	at Oakland	L	7-27	52,762
-------	------------	---	------	--------

* overtime

OILERS LEADERS

Rushing	Earl Campbell 373-1934, 13 TD
Receiving	Mike Barber 59-712, 5 TD
Passing	Ken Stabler 454-293, 3202 yds. 28 INT, 13 TD
Scoring	Toni Fritsch 83, 26 PAT, 19 FG
Punt Ret.	Carl Roaches 47-384, 0 TD
Kick Ret.	Carl Roaches 37-746, 0 TD
Punting	Cliff Parsley 67-2726, 40.7 avg.
Ints.	Jack Tatum 7-100, 0 TD
Tackles	Gregg Bingham 212 (112 solo)
QB Sacks	Mike Stensrud 7

TEAM STATISTICS

	Hou.	Avg.	Opp.	Avg.
Total Yds.	5642	352.6	4612	288.3
Rush Yds.	2635	164.7	1811	113.2
Pass Yds.	3007	187.9	2801	175.1
Points	295	18.4	251	15.7

NATIONAL FOOTBALL CONFERENCE

EASTERN DIVISION

	W	L	T	Pct.
Philadelphia	12	4	0	.750
* Dallas	12	4	0	.750
Washington	6	10	0	.375
St. Louis	5	11	0	.313
N.Y. Giants	4	12	0	.250

CENTRAL DIVISION

	W	L	T	Pct.
Minnesota	9	7	0	.563
Detroit	10	6	0	.625
Chicago	7	9	0	.438
Tampa Bay	5	10	1	.344
Green Bay	5	10	1	.344

WESTERN DIVISION

	W	L	T	Pct.
Atlanta	12	4	0	.750
* Los Angeles	11	5	0	.688
San Francisco	6	10	0	.375
New Orleans	1	15	0	.063

* Wild Card for Playoffs

USUAL STARTING LINEUP

Offense

WR	00	Ken Burrough
LT	74	Leon Gray
LG	70	Conway Hayman
C	55	Carl Mauck
RG	60	Ed Fisher
RT	76	Morris Towns
TE	86	Mike Barber
WR	88	Rich Caster
QB	7	Dan Pastorini
RB	34	Earl Campbell
FB	45	Tim Wilson

Defense

LE	69	Andy Dorris
NT	78	Curley Culp
RE	65	Elvin Bethea
OLB	59	Ted Washington
ILB	54	Gregg Bingham
ILB	56	Art Stringer
	50	Daryl Hunt
OLB	52	Robert Brazile
LCB	33	J.C. Wilson
RCB	27	Greg Stemrick
SS	32	Vernon Perry
FS	37	Mike Reinfeldt

K	16	Toni Fritsch
P	18	Cliff Parsley

HONORS

Pro Bowl

Elvin Bethea, Robert Brazile,
Earl Campbell, Toni Fritsch,
Leon Gray, Mike Reinfeldt

All-Pro

Elvin Bethea (2nd team), Robert
Brazile, Earl Campbell, Curly Culp
(2nd team), Toni Fritsch, Leon
Gray, Mike Reinfeldt (2nd team)

All-Rookie

Jesse Baker, Vernon Perry

Rookie of Year

Jesse Baker

AFC Player of Year

Earl Campbell

NFL Off. Player of Year

Earl Campbell

NFL Most Valuable Player

Earl Campbell

Won 11, Lost 5
Second—Central Division
Head Coach: O.A. "Bum" Phillips

Preseason (1-3)

8/2	N.Y. JETS	14	21
8/12	ST. LOUIS	9	7
8/18	at Dallas	13	16
8/24	at New Orleans	7	10

Regular Season (11-5)

9/2	at Washington	W	29-27	54,582
9/9	at Pittsburgh	L	7-38	49,729
9/16	KANSAS CITY	W	20-6	45,654
9/23	at Cincinnati	W	30-27*	45,615
9/30	CLEVELAND	W	31-10	48,915
10/7	ST. LOUIS	L	17-24	53,043
10/14	at Baltimore	W	28-16	45,021
10/21	at Seattle	L	14-34	60,705
10/28	N.Y. JETS	W	27-24*	45,825
11/5	at Miami	W	9-6	70,273
11/11	OAKLAND	W	31-17	48,614
11/18	CINCINNATI	W	42-21	49,829
11/22	at Dallas	W	30-24	63,897
12/2	at Cleveland	L	7-14	69,112
12/10	PITTSBURGH	W	20-17	55,293
12/16	PHILADELPHIA	L	20-26	49,407

AFC WILD CARD GAME

12/23	DENVER	W	13-7	48,776
-------	--------	---	------	--------

AFC DIVISIONAL PLAYOFF GAME

12/29	at San Diego	W	17-14	51,192
-------	--------------	---	-------	--------

AFC CHAMPIONSHIP GAME

1/6	at Pittsburgh	L	13-27	50,475
-----	---------------	---	-------	--------

* overtime

OILERS LEADERS

Rushing	Earl Campbell 368-1697, 19 TD
Receiving	Ken Burrough 40-752, 6 TD
Passing	Dan Pastorini 324-163, 2090 yds. 18 INT, 14 TD
Scoring	Earl Campbell 114, 19 TD
Punt Ret.	Richard Ellender 31-203, 0 TD
Kick Ret.	Richard Ellender 24-514, 0 TD
Punting	Cliff Parsley 93-3777, 40.6 avg.
Ints.	Mike Reinfeldt 12-205, 0 TD
Tackles	Gregg Bingham 203 (100 solo)
QB Sacks	Jesse Baker 15.5

TEAM STATISTICS

	Hou.	Avg.	Opp.	Avg.
Total Yds.	4827	301.7	4990	311.9
Rush Yds.	2571	160.7	2225	139.1
Pass Yds.	2256	141.0	2765	172.8
Points	362	22.6	331	20.7

AMERICAN FOOTBALL
CONFERENCE

EASTERN DIVISION

	W	L	T	Pct.
Miami	10	6	0	.625
New England	9	7	0	.563
N.Y. Jets	8	8	0	.500
Buffalo	7	9	0	.438
Baltimore	5	11	0	.313

CENTRAL DIVISION

	W	L	T	Pct.
Pittsburgh	12	4	0	.750
* Houston	11	5	0	.688
Cleveland	9	7	0	.563
Cincinnati	4	12	0	.250

WESTERN DIVISION

	W	L	T	Pct.
San Diego	12	4	0	.750
* Denver	10	6	0	.625
Seattle	9	7	0	.563
Oakland	9	7	0	.563
Kansas City	7	9	0	.438

* Wild Card for Playoffs

NATIONAL FOOTBALL
CONFERENCE

EASTERN DIVISION

	W	L	T	Pct.
Dallas	11	5	0	.688
* Philadelphia	11	5	0	.688
Washington	10	6	0	.625
N.Y. Giants	6	10	0	.375
St. Louis	5	11	0	.313

CENTRAL DIVISION

	W	L	T	Pct.
Tampa Bay	10	6	0	.625
* Chicago	10	6	0	.625
Minnesota	7	9	0	.438
Green Bay	5	11	0	.313
Detroit	2	14	0	.125

WESTERN DIVISION

	W	L	T	Pct.
Los Angeles	9	7	0	.563
New Orleans	8	8	0	.500
Atlanta	6	10	0	.375
San Francisco	2	14	0	.125

* Wild Card for Playoffs



1978

USUAL STARTING LINEUP

Offense

WR	00	Ken Burrough
LT	73	Greg Sampson
LG	64	George Reihner
	70	Conway Hayman
C	55	Carl Mauck
RG	60	Ed Fisher
RT	70	Conway Hayman
	76	Morris Towns
TE	86	Mike Barber
WR	82	Mike Rentfro
	88	Rich Caster
QB	7	Dan Pastorini
RB	34	Earl Campbell
FB	45	Tim Wilson

Defense

LE	77	James Young
NT	78	Curley Culp
RE	65	Elvin Bethea
OLB	59	Ted Washington
ILB	57	Steve Kiner
ILB	54	Gregg Bingham
OLB	52	Robert Brazile
LCB	19	Willie Alexander
RCB	27	Greg Sternick
SS	20	Bill Currier
FS	37	Mike Reinfeldt

K 16 Toni Fritsch

P 18 Cliff Parsley

HONORS

Pro Bowl

Elvin Bethea, Robert Brazile,

Earl Campbell, Curley Culp

All-Pro

Elvin Bethea (2nd team),

Robert Brazile, Earl Campbell,

Curly Culp (2nd team)

All-Rookie

Earl Campbell

Rookie of Year

Earl Campbell

AFC Player of Year

Earl Campbell

NFL Off. Player of Year

Earl Campbell

NFL Most Valuable Player

Earl Campbell

Won 10, Lost 6
 Second—Central Division
 Head Coach: O.A. "Bum" Phillips

Preseason (1-3)

8/5	DENVER	12	17
8/14	PHILADELPHIA	10	28
8/19	at Dallas	27	13
8/26	NEW ORLEANS	3	17

Regular Season (10-6)

9/3	at Atlanta	L	14-20	59,733
9/10	at Kansas City	W	20-17	41,754
9/17	SAN FRANCISCO	W	20-19	49,242
9/24	L.A. RAMS	L	6-10	49,216
10/1	at Cleveland	W	16-13	73,481
10/8	at Oakland	L	17-21	54,468
10/15	BUFFALO	W	17-10	51,207
10/23	at Pittsburgh	W	24-17	48,021
10/29	at Cincinnati	L	13-28	56,346
11/5	CLEVELAND	W	14-10	51,024
11/12	at New England	W	26-23	61,297
11/20	MIAMI	W	35-30	51,874
11/26	CINCINNATI	W	17-10	51,331
12/3	PITTSBURGH	L	3-13	55,133
12/10	at New Orleans	W	17-12	65,975
12/17	SAN DIEGO	L	24-45	52,625

AFC WILD CARD GAME

12/23	at Miami	W	17-9	70,036
-------	----------	---	------	--------

AFC DIVISIONAL PLAYOFF GAME

12/31	at New England	W	31-14	61,297
-------	----------------	---	-------	--------

AFC CHAMPIONSHIP GAME

1/7	at Pittsburgh	L	5-34	49,417
-----	---------------	---	------	--------

OILERS LEADERS

Rushing	Earl Campbell 302-1450, 13 TD
Receiving	Ken Burrough 47-624, 2 TD
Passing	Dan Pastorini 368-199, 2473 yds. 17 INT, 16 TD
Scoring	Earl Campbell 78, 13 TD
Punt Ret.	Ronnie Coleman 16-142, 0 TD
Kick Ret.	Johnnie Dirden 32-780, 0 TD
Punting	Cliff Parsley 91-3544, 38.9 avg.
Ints.	Willie Alexander 5-51, 0 TD
Tackles	Gregg Bingham 223 (109 solo)
QB Sacks	Elvin Bethea 8

TEAM STATISTICS

	Hou.	Avg.	Opp.	Avg.
Total Yds.	4814	300.9	4914	307.1
Rush Yds.	2476	154.8	2072	129.5
Pass Yds.	2338	146.1	2842	177.6
Points	283	17.7	298	18.6

AMERICAN FOOTBALL
CONFERENCE

EASTERN DIVISION

	W	L	T	Pct.
New England	11	5	0	.688
* Miami	11	5	0	.688
N.Y. Jets	8	8	0	.500
Buffalo	5	11	0	.313
Baltimore	5	11	0	.313

CENTRAL DIVISION

	W	L	T	Pct.
Pittsburgh	14	2	0	.875
* Houston	10	6	0	.625
Cleveland	8	8	0	.500
Cincinnati	4	12	0	.250

WESTERN DIVISION

	W	L	T	Pct.
Denver	10	6	0	.625
Oakland	9	7	0	.563
Seattle	9	7	0	.563
San Diego	9	7	0	.563
Kansas City	4	12	0	.250

* Wild Card for Playoffs

NATIONAL FOOTBALL
CONFERENCE

EASTERN DIVISION

	W	L	T	Pct.
Dallas	12	4	0	.750
* Philadelphia	9	7	0	.563
Washington	8	8	0	.500
St. Louis	6	10	0	.375
N.Y. Giants	6	10	0	.375

CENTRAL DIVISION

	W	L	T	Pct.
Minnesota	8	7	1	.531
Green Bay	8	7	1	.531
Detroit	7	9	0	.438
Chicago	7	9	0	.438
Tampa Bay	5	11	0	.313

WESTERN DIVISION

	W	L	T	Pct.
Los Angeles	12	4	0	.750
* Atlanta	9	7	0	.563
New Orleans	7	9	0	.438
San Francisco	2	14	0	.125

* Wild Card for Playoffs

95 Houston Oilers

USUAL STARTING LINEUP

Offense

WR	00	Ken Burrough
LT	73	Greg Sampson
LG	64	George Reihner
C	55	Carl Mauck
RG	75	Elbert Drungo
RT	72	Kevin Hunt
TE	86	Mike Barber
	88	Jimmie Giles
WR	89	Eddie Foster
QB	7	Dan Pastorini
RB	47	Ronnie Coleman
FB	45	Tim Wilson
	26	Rob Carpenter

Defense

LE	77	James Young
	71	Ken Kennard
NT	78	Curley Culp
RE	65	Elvin Bethea
OLB	59	Ted Washington
ILB	57	Steve Kiner
ILB	54	Gregg Bingham
OLB	52	Robert Brazile
LCB	19	Willie Alexander
RCB	22	Zeke Moore
SS	38	Bill Currier
FS	37	Mike Reinfeldt

K	16	Tony Fritsch
P	18	Cliff Parsley

HONORS

Pro Bowl

Robert Brazile, Ken Burrough,
Curley Culp, Billy Johnson

All-Pro

Robert Brazile (2nd team),
Ken Burrough (2nd team),
Billy Johnson

All-Rookie

Rob Carpenter, Bill Currier,
George Reihner

Won 8, Lost 6
Second (Tied)—Central Division
Head Coach: O.A. "Bum" Phillips

Preseason (2-4)

8/8	at Oakland	0	40
8/14	BALTIMORE	7	14
8/20	CHICAGO	10	14
8/29	SAN FRANCISCO	17	3
9/3	DALLAS	23	14
9/10	at New Orleans	16	20

Regular Season (8-6)

9/18	N.Y. JETS	W	20-0	42,181
9/25	at Green Bay	W	16-10	56,627
10/2	at Miami	L	7-27	51,973
10/9	PITTSBURGH	W	27-10	51,644
10/16	CLEVELAND	L	23-24	50,738
10/23	at Pittsburgh	L	10-27	48,517
10/30	at Cincinnati	L	10-13*	53,194
11/6	CHICAGO	W	47-0	51,177
11/13	at Oakland	L	29-34	54,598
11/20	at Seattle	W	22-10	63,817
11/27	KANSAS CITY	W	34-20	47,701
12/4	DENVER	L	14-24	51,455
12/11	at Cleveland	W	19-15	46,788
12/18	CINCINNATI	W	21-16	50,924

* overtime

OILERS LEADERS

Rushing	Ronnie Coleman 185-660, 5 TD
Receiving	Ken Burrough 43-816, 8 TD
Passing	Dan Pastorini 319-169, 1987 yds. 18 INT, 13 TD
Scoring	Toni Fritsch 55, 19 PAT, 12 FG
Punt Ret.	Billy Johnson 35-539, 2 TD
Kick Ret.	Billy Johnson 25-630, 1 TD
Punting	Cliff Parsley 77-3030, 39.3 avg.
Ints.	Mike Reinfeldt 5-78, 0 TD
Tackles	Gregg Bingham 190 (95 solo)
QB Sacks	James Young 7.5

TEAM STATISTICS

	Hon.	Avg.	Opp.	Avg.
Total Yds.	3864	276.0	3957	282.6
Rush Yds.	1989	142.1	1815	129.6
Pass Yds.	1875	133.9	2142	153.0
Points	299	21.4	230	16.4

AMERICAN FOOTBALL
CONFERENCE

EASTERN DIVISION

	W	L	T	Pct.
Baltimore	10	4	0	.714
Miami	10	4	0	.714
New England	9	5	0	.643
N.Y. Jets	3	11	0	.214
Buffalo	3	11	0	.214

CENTRAL DIVISION

	W	L	T	Pct.
Pittsburgh	9	5	0	.643
Houston	8	6	0	.571
Cincinnati	8	6	0	.571
Cleveland	6	8	0	.429

WESTERN DIVISION

	W	L	T	Pct.
Denver	12	2	0	.857
*Oakland	11	3	0	.786
San Diego	7	7	0	.500
Seattle	5	9	0	.357
Kansas City	2	12	0	.143

* Wild Card for Playoffs

NATIONAL FOOTBALL
CONFERENCE

EASTERN DIVISION

	W	L	T	Pct.
Dallas	12	2	0	.857
Washington	9	5	0	.643
St. Louis	7	7	0	.500
Philadelphia	5	9	0	.357
N.Y. Giants	5	9	0	.357

CENTRAL DIVISION

	W	L	T	Pct.
Minnesota	9	5	0	.643
*Chicago	9	5	0	.643
Detroit	6	8	0	.429
Green Bay	4	10	0	.286
Tampa Bay	2	12	0	.143

WESTERN DIVISION

	W	L	T	Pct.
Los Angeles	10	4	0	.714
Atlanta	7	7	0	.500
San Francisco	5	9	0	.357
New Orleans	3	11	0	.214

* Wild Card for Playoffs



1976

USUAL STARTING LINEUP

Offense

WR	00	Ken Burrough
LT	73	Greg Sampson
	72	Kevin Hunt
LG	70	Conway Hayman
C	55	Carl Mauck
RG	60	Ed Fisher
RT	75	Elbert Drungo
TE	82	Mack Alston
WR	84	Billy Johnson
QB	7	Dan Pastorini (12)
	21	John Hadl (4)
RB	47	Ronnie Coleman
FB	44	Fred Willis

Defense

LE	85	Tody Smith
	68	Al Burton
LT	78	Curley Culp
RT	65	Elvin Bethea
RE	59	Ted Washington
LLB	57	Steve Kiner
MLB	54	Gregg Bingham
RLB	52	Robert Brazile
LCB	19	Willie Alexander
RCB	22	Zeke Moore
SS	37	Mike Reinfeldt
FS	38	C.L. Whittington

K	2	Skip Butler
P	7	Dan Pastorini

HONORS

Pro Bowl

Robert Brazile, Curley Culp

All-Pro

Robert Brazile

Won 5, Lost 9
Fourth—Central Division
Head Coach: O.A. "Bum" Phillips

Preseason (0-6)

8/2	at Kansas City (OT)	3	9
8/7	NEW ORLEANS	10	13
8/14	N.Y. GIANTS	14	30
8/21	N.Y. JETS	24	27
8/28	MIAMI	6	10
9/4	at Dallas (OT)	20	26

Regular Season (5-9)

9/12	TAMPA BAY	W	20-0	43,911
9/19	at Buffalo	W	13-3	63,667
9/26	OAKLAND	L	13-14	45,426
10/3	at New Orleans	W	31-26	56,561
10/10	DENVER	W	17-3	51,041
10/17	at San Diego	L	27-30	33,327
10/24	CINCINNATI	L	7-27	50,968
11/1	at Baltimore	L	14-38	60,020
11/7	CLEVELAND	L	7-21	47,073
11/14	at Cincinnati	L	27-31	59,574
11/21	at Pittsburgh	L	16-32	47,947
11/28	ATLANTA	W	20-14	41,039
12/5	at Cleveland	L	10-13	60,226
12/11	PITTSBURGH	L	0-21	52,437

OILERS LEADERS

Rushing	Ronnie Coleman 171-684, 2 TD
Receiving	Ken Burrough 51-932, 7 TD
Passing	Dan Pastorini 309-167, 1785 yds. 10 INT, 10 TD
Scoring	Skip Butler 72, 24 PAT, 16 FG
Punt Ret.	Billy Johnson 39-397, 0 TD
Kick Ret.	Billy Johnson 26-579, 0 TD
Punting	Dan Pastorini 70-2571, 36.7 avg.
Ints.	C. L. Whittington 5-103, 0 TD
Tackles	Gregg Bingham 191 (100 solo)
QB Sacks	Elvin Bethea 14.5

TEAM STATISTICS

	Hou.	Avg.	Opp.	Avg.
Total Yds.	3570	255.0	3987	284.8
Rush Yds.	1498	107.0	2072	148.0
Pass Yds.	2072	148.0	1915	136.8
Points	222	15.8	273	19.5

AMERICAN FOOTBALL CONFERENCE

EASTERN DIVISION

	W	L	T	Pct.
Baltimore	11	3	0	.786
* New England	11	3	0	.786
Miami	6	8	0	.429
N.Y. Jets	3	11	0	.214
Buffalo	2	12	0	.143

CENTRAL DIVISION

	W	L	T	Pct.
Pittsburgh	10	4	0	.714
Cincinnati	10	4	0	.714
Cleveland	9	5	0	.643
Houston	5	9	0	.357

WESTERN DIVISION

	W	L	T	Pct.
Oakland	13	1	0	.929
Denver	9	5	0	.643
San Diego	6	8	0	.429
Kansas City	5	9	0	.357
Tampa Bay	0	14	0	.000

* Wild Card for Playoffs

NATIONAL FOOTBALL CONFERENCE

EASTERN DIVISION

	W	L	T	Pct.
Dallas	11	3	0	.786
* Washington	10	4	0	.714
St. Louis	10	4	0	.714
Philadelphia	4	10	0	.286
N.Y. Giants	3	11	0	.214

CENTRAL DIVISION

	W	L	T	Pct.
Minnesota	11	2	1	.821
Chicago	7	7	0	.500
Detroit	6	8	0	.429
Green Bay	5	9	0	.357

WESTERN DIVISION

	W	L	T	Pct.
Los Angeles	10	3	1	.750
San Francisco	8	6	0	.571
Atlanta	4	10	0	.286
New Orleans	4	10	0	.286
Seattle	2	12	0	.143

* Wild Card for Playoffs

USUAL STARTING LINEUP

Offense

WR	00	Ken Burrough
LT	73	Greg Sampson
LG	64	Ron Saul
C	55	Carl Mauck
RG	60	Ed Fisher
RT	75	Elbert Drungo
TE	82	Mack Alston
WR	84	Billy Johnson
QB	7	Dan Pastorini
RB	47	Ronnie Coleman
FB	30	Don Hardeman

Defense

LE	85	Tody Smith
LT	78	Curley Culp
RT	65	Elvin Bethea
RE	59	Ted Washington
LLB	57	Steve Kiner
MLB	54	Gregg Bingham
RLB	52	Robert Brazile
LCB	19	Willie Alexander
RCB	22	Zeke Moore
SS	29	Willie Germany
FS	48	Bob Atkins
	38	C.L. Whittington

K	2	Skip Butler
P	7	Dan Pastorini

HONORS

Pro Bowl

Elvin Bethea, Ken Burrough,
Curley Culp, Billy Johnson,
Dan Pastorini

All-Pro

Elvin Bethea, Curley Culp,
Billy Johnson

Rookie of Year

Robert Brazile

Won 10, Lost 4
Third—Central Division
Head Coach: O.A. "Bum" Phillips

Preseason (3-3)

8/9	at New Orleans	13	7
8/16	WASHINGTON	24	13
8/23	at Denver	21	27
8/30	DALLAS	14	17
9/8	BALTIMORE	21	26
9/13	at Chicago	24	13

Regular Season (10-4)

9/21	at New England	W	7-0	54,212
9/28	SAN DIEGO	W	33-17	37,602
10/5	CINCINNATI	L	19-21	45,321
10/12	at Cleveland	W	40-10	49,984
10/19	WASHINGTON	W	13-10	51,911
10/26	DETROIT	W	24-8	50,084
11/2	at Kansas City	W	17-13	65,449
11/9	at Pittsburgh	L	17-24	49,460
11/16	MIAMI	W	20-19	51,755
11/24	PITTSBURGH	L	9-32	51,851
11/30	at Cincinnati	L	19-23	59,574
12/7	at San Francisco	W	27-13	49,618
12/14	at Oakland	W	27-26	54,020
12/21	CLEVELAND	W	21-10	47,934

OILERS LEADERS

Rushing	Ronnie Coleman 175-790, 5 TD
Receiving	Ken Burrough 53-1063, 8 TD
Passing	Dan Pastorini 342-163, 2053 yds. 16 INT, 14 TD
Scoring	Skip Butler 85, 31 PAT, 18 FG
Punt Ret.	Billy Johnson 40-612, 3 TD
Kick Ret.	Billy Johnson 33-798, 1 TD
Punting	Dan Pastorini 62-2447, 39.5 avg
Ints.	Zeke Moore 5-137, 0 TD
Tackles	Gregg Bingham 185 (110 solo)
QB Sacks	Curly Culp 11.5

TEAM STATISTICS

	Hou.	Avg.	Opp.	Avg.
Total Yds.	3937	281.2	4137	295.5
Rush Yds.	2068	147.7	1680	120.0
Pass Yds.	1869	133.5	2457	175.5
Points	293	20.9	226	16.1

AMERICAN FOOTBALL
CONFERENCE

EASTERN DIVISION

	W	L	T	Pct.
Baltimore	10	4	0	.714
Miami	10	4	0	.714
Buffalo	8	6	0	.571
New England	3	11	0	.214
N.Y. Jets	3	11	0	.214

CENTRAL DIVISION

	W	L	T	Pct.
Pittsburgh	12	2	0	.857
* Cincinnati	11	3	0	.786
Houston	10	4	0	.714
Cleveland	3	11	0	.214

WESTERN DIVISION

	W	L	T	Pct.
Oakland	11	3	0	.786
Denver	6	8	0	.429
Kansas City	5	9	0	.357
San Diego	2	12	0	.143

* Wild Card for Playoffs

NATIONAL FOOTBALL
CONFERENCE

EASTERN DIVISION

	W	L	T	Pct.
St. Louis	11	3	0	.786
* Dallas	10	4	0	.714
Washington	8	6	0	.571
N.Y. Giants	5	9	0	.357
Philadelphia	4	10	0	.286

CENTRAL DIVISION

	W	L	T	Pct.
Minnesota	12	2	0	.857
Detroit	7	7	0	.500
Chicago	4	10	0	.286
Green Bay	4	10	0	.286

WESTERN DIVISION

	W	L	T	Pct.
Los Angeles	12	2	0	.857
San Francisco	5	9	0	.357
Atlanta	4	10	0	.286
New Orleans	2	12	0	.143

* Wild Card for Playoffs



1974

USUAL STARTING LINEUP

Offense

WR	00	Ken Burrough
LT	75	Greg Sampson
LG	61	Harris Jones
	64	Ron Saul
C	77	Sid Smith
	53	Fred Hoaglin
RG	68	Brian Goodman
RT	75	Elbert Drungo
TE	82	Mack Alston
WR	20	Billy Parks
QB	7	Dan Pastorini (10)
	10	Lynn Dickey (4)
RB	23	Vic Washington
	44	Fred Willis
FB	34	Willie Rodgers

Defense

LE	85	Tody Smith
LT	78	Curley Culp
RT	65	Elvin Bethea
RE	76	Al Cowlings
	52	Duane Benson
LLB	54	Gregg Bingham
MLB	57	Steve Kiner
RLB	59	Ted Washington
LCB	19	Willie Alexander
RCB	22	Zeke Moore
SS	25	Al Johnson
FS	48	Bob Atkins

K	2	Skip Butler
P	4	David Beverly

HONORS

Pro Bowl

Elvin Bethea

Coach of Year

Sid Gillman

Won 7, Lost 7
 Second (Tied)—Central Division
 Head Coach: Sid Gillman

Preseason (3-3)

8/3	N.Y. GIANTS	16	7
8/9	at Washington	48	3
8/17	at Dallas	13	19
8/26	ATLANTA	6	10
8/31	CHICAGO	37	20
9/7	NEW ORLEANS	16	24

Regular Season (7-7)

9/15	SAN DIEGO	W	21-14	25,317
9/22	at Cleveland	L	7-20	58,988
9/29	KANSAS CITY	L	7-17	28,538
10/6	PITTSBURGH	L	7-13	30,049
10/13	at Minnesota	L	10-51	48,006
10/20	ST. LOUIS	L	27-31	26,371
10/27	at Cincinnati	W	34-21	55,434
11/3	at N.Y. Jets	W	27-22	47,218
11/10	at Buffalo	W	21-9	79,223
11/17	CINCINNATI	W	20-3	44,054
11/24	DALLAS	L	0-10	49,775
12/1	at Pittsburgh	W	13-10	41,195
12/8	at Denver	L	14-38	47,142
12/15	CLEVELAND	W	28-24	33,299

OILERS LEADERS

Rushing	Willie Rodgers 122-413, 5 TD
Receiving	Ken Burrough 36-492, 2 TD
Passing	Dan Pastorini 247-140, 1571 yds. 10 INT, 10 TD
Scoring	Skip Butler 56, 29 PAT, 9 FG
Punt Ret.	Billy Johnson 30-309, 0 TD
Kick Ret.	Billy Johnson 29-785, 0 TD
Punting	David Beverly 79-3100, 39.2 avg.
Ints.	Bob Atkins 6-85, 0 TD
Tackles	Gregg Bingham 206 (128 solo)
QB Sacks	Ted Washington 11

TEAM STATISTICS

	Hou.	Arg.	Opp.	Arg.
Total Yds.	3338	238.4	4425	316.1
Rush Yds.	1361	97.2	2050	146.4
Pass Yds.	1977	141.2	2376	169.6
Points	236	16.9	282	20.1

AMERICAN FOOTBALL CONFERENCE

EASTERN DIVISION

	W	L	T	Pct.
Miami	11	3	0	.786
* Buffalo	9	5	0	.643
New England	7	7	0	.500
N.Y. Jets	7	7	0	.500
Baltimore	2	12	0	.143

CENTRAL DIVISION

	W	L	T	Pct.
Pittsburgh	10	3	1	.750
Cincinnati	7	7	0	.500
Houston	7	7	0	.500
Cleveland	4	10	0	.286

WESTERN DIVISION

	W	L	T	Pct.
Oakland	12	2	0	.857
Denver	7	6	1	.536
Kansas City	5	9	0	.357
San Diego	5	9	0	.357

* Wild Card for Playoffs

NATIONAL FOOTBALL CONFERENCE

EASTERN DIVISION

	W	L	T	Pct.
St. Louis	10	4	0	.714
* Washington	10	4	0	.714
Dallas	8	6	0	.571
Philadelphia	7	7	0	.500
* N.Y. Giants	2	12	0	.143

CENTRAL DIVISION

	W	L	T	Pct.
Minnesota	10	4	0	.714
Detroit	7	7	0	.500
* Green Bay	6	8	0	.429
Chicago	4	10	0	.286

WESTERN DIVISION

	W	L	T	Pct.
Los Angeles	10	4	0	.714
San Francisco	6	8	0	.429
New Orleans	5	9	0	.357
Atlanta	3	11	0	.214

* Wild Card for Playoffs

USUAL STARTING LINEUP

Offense

WR	00	Ken Burroughs
LT	66	Tom Funchess
LG	69	Solomon Freelon
C	57	Sam Gruneisen
RG	60	Al Jenkins
RT	75	Elbert Drungo
	63	Lever Carr
TE	82	Mack Alston
WR	20	Billy Parks
QB	7	Dan Pastorini (10)
	10	Lynn Dickey (4)
RB	36	Bob Gresham
FB	44	Fred Willis

Defense

LE	70	Tody Smith
LT	76	Al Cowlings
RT	78	John Matuszak
RE	65	Elvin Bethea
LLB	85	Floyd Rice
	55	Ralph Cindrich
MLB	54	Gregg Bingham
RLB	56	Guy Roberts
LCB	22	Zeke Moore
RCB	19	Willie Alexander
SS	37	Jeff Severson
FS	48	Bob Atkins
	27	Joe Blahak

K	2	Skip Butler
P	2	Skip Butler
	7	Dan Pastorini

HONORS

Pro Bowl

Elvin Bethea

All-Rookie

Gregg Bingham,
John Matuszak

Won 1, Lost 13

Fourth—Central Division

Head Coach: Bill Peterson (5 Games)
Sid Gillman (9 Games)

Preseason (2-4)

8/3	N.Y. JETS	13	16
8/11	CHICAGO	7	34
8/18	at Green Bay	14	33
8/23	DALLAS	27	24
9/1	BALTIMORE	20	9
9/9	at New Orleans	10	16

Regular Season (1-13)

9/16	at N.Y. Giants	L	14-34	57,979
9/23	at Cincinnati	L	10-24	51,823
9/30	PITTSBURGH	L	7-36	39,331
10/7	L.A. RAMS	L	26-31	34,874
10/14	DENVER	L	20-48	32,801
10/21	at Cleveland	L	13-42	61,146
10/28	at Chicago	L	14-35	43,755
11/4	at Baltimore	W	31-27	52,707
11/11	CLEVELAND	L	13-23	37,280
11/18	at Kansas City	L	14-39	68,444
11/25	NEW ENGLAND	L	0-32	27,344
12/2	OAKLAND	L	6-17	25,801
12/9	at Pittsburgh	L	7-33	38,004
12/16	CINCINNATI	L	24-27	21,955

OILERS LEADERS

Rushing	Fred Willis 171-579, 4 TD
Receiving	Fred Willis 57-371, 1 TD
Passing	Dan Pastorini 290-154, 1482 yds. 17 INT, 5 TD
Scoring	Skip Butler 66, 15 PAT, 21 FG
Punt Ret.	Jeff Severson 16-126, 0 TD
Kick Ret.	Bob Gresham 27-723, 1 TD
Punting	Skip Butler 36-1344, 37.3 avg.
Ints.	G. Roberts 4-55, 0 TD; Severson 4-24, 0 TD
QB Sacks	Elvin Bethea 17

TEAM STATISTICS

	Hon.	Avg.	Opp.	Avg.
Total Yds.	3307	236.2	4647	331.9
Rush Yds.	1388	99.1	2410	172.1
Pass Yds.	1919	137.1	2237	159.8
Points	199	14.2	447	31.9

AMERICAN FOOTBALL
CONFERENCE

EASTERN DIVISION

	W	L	T	Pct.
Miami	12	2	0	.857
Buffalo	9	5	0	.643
New England	5	9	0	.357
Baltimore	4	10	0	.286
N.Y. Jets	4	10	0	.286

CENTRAL DIVISION

	W	L	T	Pct.
Cincinnati	10	4	0	.714
* Pittsburgh	10	4	0	.714
Cleveland	7	5	2	.571
Houston	1	13	0	.071

WESTERN DIVISION

	W	L	T	Pct.
Oakland	9	4	1	.679
Denver	7	5	2	.571
Kansas City	7	5	2	.571
San Diego	2	11	1	.179

* Wild Card for Playoffs

NATIONAL FOOTBALL
CONFERENCE

EASTERN DIVISION

	W	L	T	Pct.
Dallas	10	4	0	.714
* Washington	10	4	0	.714
Philadelphia	5	8	1	.393
St. Louis	4	9	1	.321
* N.Y. Giants	2	11	1	.179

CENTRAL DIVISION

	W	L	T	Pct.
Minnesota	12	2	0	.857
Detroit	6	7	1	.464
Green Bay	5	7	2	.429
Chicago	3	11	0	.214

WESTERN DIVISION

	W	L	T	Pct.
Los Angeles	12	2	0	.857
Atlanta	9	5	0	.643
New Orleans	5	9	0	.357
San Francisco	5	9	0	.357

* Wild Card for Playoffs

1972

USUAL STARTING LINEUP

Offense

WR	18	Charlie Joiner
	87	Dave Smith
LT	66	Tom Funchess
LG	60	Tom Regner
C	51	Calvin Hunt
RG	64	Ron Saul
RT	63	Lever Carr
TE	89	Alvin Reed
WR	00	Ken Burrough
QB	7	Dan Pastorini
RB	18	Paul Robinson
FB	44	Fred Willis
	30	Hoyle Granger

Defense

LE	79	Pat Holmes
LT	78	Mike Tilleman
RT	73	Leo Brooks
RE	65	Elvin Bethea
LLB	85	Floyd Rice
MLB	58	Ron Pritchard
	52	Garland Boyette
RLB	59	Phil Croyle
	90	George Webster
LCB	19	Willie Alexander
RCB	33	Benny Johnson
SS	29	Ken Houston
FS	25	John Charles

K	2	Skip Butler
P	7	Dan Pastorini

HONORS

Pro Bowl

Elvin Bethea, Ken Houston

All-Pro

Elvin Bethea

All-Rookie

Guy Murdock

Won 1, Lost 13

Fourth—Central Division

Head Coach: Bill Peterson

Preseason (2-3-1)

8/5	at Dallas	24	25
8/10	at Chicago	17	20
8/19	GREEN BAY	20	3
8/24	ST. LOUIS	33	24
9/4	at Minnesota	14	26
9/10	NEW ORLEANS	14	14

Regular Season (1-13)

9/17	at Denver	L	17-30	51,656
9/24	at Miami	L	13-34	77,821
10/1	N.Y. JETS	W	26-20	51,423
10/9	OAKLAND	L	0-34	51,378
10/15	at Pittsburgh	L	7-24	42,929
10/22	CLEVELAND	L	17-23	38,113
10/29	at Cincinnati	L	7-30	59,409
11/5	at Cleveland	L	0-20	61,985
11/12	PHILADELPHIA	L	17-18	34,175
11/19	GREEN BAY	L	10-23	41,752
11/26	at San Diego	L	20-34	46,289
12/3	at Atlanta	L	10-20	58,850
12/10	PITTSBURGH	L	3-9	36,528
12/17	CINCINNATI	L	17-61	32,482

OILERS LEADERS

Rushing	Fred Willis 134-461, 0 TD
Receiving	Fred Willis 45-297, 2 TD
Passing	Dan Pastorini 299-144, 1711 yds. 11 INT, 7 TD
Scoring	Skip Butler 51, 12 PAT, 16 FG
Punt Ret.	Ken Houston 25-148, 0 TD
Kick Ret.	Willie Rodgers 17-335, 0 TD
Punting	Dan Pastorini 82-3381, 41.2 avg.
Ints.	Atkins 2-37, 0 TD; Charles 2-6, 0 TD
QB Sacks	Mike Tilleman 12

TEAM STATISTICS

	Hou.	Arg.	Opp.	Arg.
Total Yds.	3191	227.9	4734	338.1
Rush Yds.	1518	108.4	2591	185.1
Pass Yds.	1673	119.5	2143	153.1
Points	164	11.7	380	27.1

AMERICAN FOOTBALL
CONFERENCE

EASTERN DIVISION

	W	L	T	PCT.
Miami	14	0	0	1.000
N.Y. Jets	7	7	0	.500
Baltimore	5	9	0	.357
Buffalo	4	9	1	.321
New England	3	11	0	.214

CENTRAL DIVISION

	W	L	T	Pct.
Pittsburgh	11	3	0	.786
*Cleveland	10	4	0	.714
Cincinnati	8	6	0	.571
Houston	1	13	0	.071

WESTERN DIVISION

	W	L	T	Pct.
Oakland	10	3	1	.750
Kansas City	8	6	0	.571
Denver	5	9	0	.357
San Diego	4	9	1	.321

NATIONAL FOOTBALL
CONFERENCE

EASTERN DIVISION

	W	L	T	Pct.
Washington	11	3	0	.786
*Dallas	10	4	0	.714
N.Y. Giants	8	6	0	.571
St. Louis	4	9	1	.321
Philadelphia	2	11	1	.179

CENTRAL DIVISION

	W	L	T	Pct.
Green Bay	10	4	0	.714
Detroit	8	5	1	.607
Minnesota	7	7	0	.500
Chicago	4	9	1	.321

WESTERN DIVISION

	W	L	T	Pct.
San Francisco	8	5	1	.607
Atlanta	7	7	0	.500
Los Angeles	6	7	1	.464
New Orleans	2	11	1	.179

*Wild Card for Playoffs

*Wild Card for Playoffs

USUAL STARTING LINEUP**Offense**

WR	81	Jim Beirne
LT	74	Gene Ferguson
LG	56	Bob Young
C	76	Walt Suggs
	62	Jerry Sturm
RG	75	Elbert Drungo
RT	77	Sam Walton
TE	89	Alvin Reed
	83	Willie Frazier
WR	18	Charlie Joiner
QB	7	Dan Pastorini (7)
	12	Charley Johnson (5)
RB	35	Woody Campbell
FB	39	Robert Holmes
	34	Joe Dawkins

Defense

LE	79	Pat Holmes
LT	78	Mike Tilleman
RT	82	Ron Billingsley
RE	65	Elvin Bethea
LLB	90	George Webster
MLB	52	Garland Boyette
RLB	58	Ron Pritchard
LCB	22	Zeke Moore
RCB	19	Willie Alexander
	33	Benny Johnson
SS	29	Ken Houston
FS	25	John Charles

K	11	Mark Moseley
P	7	Dan Pastorini

HONORS**Pro Bowl**

Elvin Bethea, Ken Houston

All-Pro

Ken Houston

Won 4, Lost 9, Tied 1
Third—Central Division
Head Coach: Ed Hughes
Preseason (4-3)

7/31	L.A. Rams (Canton, OH)6	17
8/9	N.Y. GIANTS35	6
8/14	at St. Louis14	16
8/21	PHILADELPHIA21	17
8/26	DALLAS20	28
9/4	CHICAGO37	17
9/12	at New Orleans24	17

Regular Season (4-9-1)

9/19	at Cleveland	L	0-31	73,387
9/26	KANSAS CITY	L	16-20	46,498
10/3	NEW ORLEANS	T	13-13	47,966
10/10	at Washington	L	13-22	54,041
10/17	DETROIT	L	7-31	45,885
10/24	at Pittsburgh	L	16-23	45,872
10/31	CINCINNATI	W	10-6	37,947
11/7	at New England	L	20-28	53,155
11/14	at Oakland	L	21-41	54,705
11/21	at Cincinnati	L	13-28	59,390
11/28	CLEVELAND	L	24-37	37,921
12/5	PITTSBURGH	W	29-3	37,778
12/12	at Buffalo	W	20-14	28,107
12/19	SAN DIEGO	W	49-33	35,959

OILERS LEADERS

Rushing	Robert Holmes 112-323, 4 TD
Receiving	Jim Beirne 38-550, 1 TD
Passing	Dan Pastorini 270-127, 1702 yds. 21 INT, 7 TD
Scoring	Mark Moseley 73, 25 PAT, 16 FG
Punt Ret.	Linzey Cole 14-107, 0 TD
Kick Ret.	Linzey Cole 32-834, 0 TD
Punting	Dan Pastorini 75-3044, 40.6 avg.
Ints.	Ken Houston 9-220, 4 TD
QB Sacks	Elvin Bethea 13

TEAM STATISTICS

	Hou.	Avg.	Opp.	Avg.
Total Yds.	3515	251.1	3795	271.1
Rush Yds.	1106	79.0	1723	123.1
Pass Yds.	2409	172.1	2072	148.0
Points	251	17.9	330	23.6

AMERICAN FOOTBALL CONFERENCE**EASTERN DIVISION**

	W	L	T	PCT.
Miami	10	3	1	.769
* Baltimore	10	4	0	.714
New England	6	8	0	.429
N.Y. Jets	6	8	0	.429
Buffalo	1	13	0	.071

CENTRAL DIVISION

	W	L	T	Pct.
Cleveland	9	5	0	.643
Pittsburgh	6	8	0	.429
Houston	4	9	1	.308
Cincinnati	4	10	0	.286

WESTERN DIVISION

	W	L	T	Pct.
Kansas City	10	3	1	.769
Oakland	8	4	2	.667
San Diego	6	8	0	.429
Denver	4	9	1	.308

* Wild Card for Playoffs

NATIONAL FOOTBALL CONFERENCE**EASTERN DIVISION**

	W	L	T	Pct.
Dallas	11	3	0	.786
* Washington	9	4	1	.692
Philadelphia	6	7	1	.462
St. Louis	4	9	1	.308
N.Y. Giants	4	10	0	.286

CENTRAL DIVISION

	W	L	T	Pct.
Minnesota	11	3	0	.786
Detroit	7	6	1	.538
Chicago	6	8	0	.429
Green Bay	4	8	2	.333

WESTERN DIVISION

	W	L	T	Pct.
San Francisco	9	5	0	.643
Los Angeles	8	5	1	.615
Atlanta	7	6	1	.538
New Orleans	4	8	2	.333

* Wild Card for Playoffs

1970

USUAL STARTING LINEUP

Offense

WR	18	Charlie Joiner
	81	Jim Beirne
LT	76	Walt Suggs
LG	62	Ken Gray
C	50	Bobby Maples
RG	75	Elbert Drungo
RT	78	Glen Ray Hines
TE	89	Alvin Reed
WR	23	Jerry LeVias
QB	12	Charley Johnson (10)
	17	Jerry Rhome (4)
RB	24	Mike Richardson
	35	Woody Campbell
FB	34	Joe Dawkins
	32	Hoyle Granger

Defense

LE	79	Pat Holmes
LT	74	Willie Parker
RT	71	Tom Domres
RE	65	Elvin Bethea
LLB	56	Olen Underwood
	90	George Webster
MLB	52	Garland Boyette
RLB	58	Ron Pritchard
LCB	41	Leroy Mitchell
RCB	22	Zeke Moore
SS	29	Ken Houston
FS	44	Johnny Peacock

K	3	Roy Gerela
P	11	Spike Jones

HONORS

Pro Bowl

Ken Houston, Zeke Moore

All-Pro

None

Won 3, Lost 10, Tied 1
Fourth—Central Division
Head Coach: Wally Lemm

Preseason (2-4)

8/8	CHICAGO	13	23
8/15	NEW ORLEANS	10	19
8/22	MINNESOTA	7	14
8/29	DALLAS	37	21
9/5	at L.A. Rams	3	20
9/13	at Philadelphia (Miami, FL)	27	7

Regular Season (3-10-1)

9/20	at Pittsburgh	W	19-7	45,538
9/27	MIAMI	L	10-20	39,840
10/4	at Cincinnati	W	20-13	55,094
10/11	BALTIMORE	L	20-24	48,050
10/18	PITTSBURGH	L	3-7	42,799
10/25	at San Diego	T	31-31	41,427
11/1	at St. Louis	L	0-44	47,911
11/8	at Kansas City	L	9-24	49,810
11/15	SAN FRANCISCO	L	20-30	43,040
11/22	at Cleveland	L	14-28	74,723
11/29	DENVER	W	31-21	35,733
12/7	CLEVELAND	L	10-21	50,528
12/13	CINCINNATI	L	20-30	34,435
12/20	at Dallas	L	10-52	50,504

OILERS LEADERS

Rushing	Joe Dawkins 124-517, 2 TD
Receiving	Alvin Reed 47-604, 2 TD
Passing	Charles Johnson 281-144, 1652 yds 12 INT, 7 TD
Scoring	Roy Gerela 77, 23 PAT, 18 FG
Punt Ret.	Jerry LeVias 25-213, 0 TD
Kick Ret.	Jerry LeVias 26-598, 0 TD
Punting	Spike Jones 84-3559, 42.4 avg.
Ints.	Zeke Moore 6-85, 0 TD
QB Sacks	Elvin Bethea 9.5

TEAM STATISTICS

	Hou.	Arg.	Opp.	Arg.
Total Yds.	4062	290.1	4398	314.1
Rush Yds.	1556	111.1	1793	128.1
Pass Yds.	2506	197.7	2605	186.1
Points	217	15.5	352	25.1

AMERICAN FOOTBALL CONFERENCE

EASTERN DIVISION

	W	L	T	Pct.
Baltimore	11	2	1	.846
* Miami	10	4	0	.714
N.Y. Jets	4	10	0	.286
Buffalo	3	10	1	.231
Boston Patriots	2	12	0	.143

CENTRAL DIVISION

	W	L	T	Pct.
Cincinnati	8	6	0	.571
Cleveland	7	7	0	.500
Pittsburgh	5	9	0	.357
Houston	3	10	1	.231

WESTERN DIVISION

	W	L	T	Pct.
Oakland	8	4	2	.667
Kansas City	7	5	2	.583
San Diego	5	6	3	.455
Denver	5	8	1	.385

NATIONAL FOOTBALL CONFERENCE

EASTERN DIVISION

	W	L	T	Pct.
Dallas	10	4	0	.714
N.Y. Giants	9	5	0	.643
St. Louis	8	5	1	.615
Washington	6	8	0	.429
Philadelphia	3	10	1	.231

CENTRAL DIVISION

	W	L	T	Pct.
Minnesota	12	2	0	.857
* Detroit	10	4	0	.714
Chicago	6	8	0	.429
Green Bay	6	8	0	.429

WESTERN DIVISION

	W	L	T	Pct.
San Francisco	10	3	1	.769
Los Angeles	9	4	1	.692
Atlanta	4	8	2	.333
New Orleans	2	11	1	.159

* Wild Card for Playoffs

* Wild Card for Playoffs

1969

USUAL STARTING LINEUP

Offense

WR	81	Jim Bierne
LT	76	Walt Suggs
LG	60	Tom Regner
C	50	Bobby Maples
RG	66	Sonny Bishop
RT	78	Glen Ray Hines
TE	89	Alvin Reed
WR	86	Mac Haik
	23	Jerry LeVias
QB	11	Pete Beathard
RB	36	Roy Hopkins
FB	32	Hoyle Granger

Defense

LE	79	Pat Holmes
LT	70	Carrel Stith
RT	71	Tom Domres
RE	65	Elvin Bethea
LLB	90	George Webster
MLB	52	Garland Boyette
RLB	56	Olen Underwood
LCB	20	Miller Farr
RCB	22	Zeke Moore
SS	29	Ken Houston
FS	33	W.K. Hicks
	44	Johnny Peacock

K	3	Roy Gerela
P	3	Roy Gerela
	25	Ode Burrell

HONORS

AFL All-Star Game

Jim Bierne, Elvin Bethea,
Garland Boyette, Miller Farr,
Glen Ray Hines, Ken Houston,
Jerry LeVias, Zeke Moore,
Alvin Reed, George Webster

All-AFL

Miller Farr, Alvin Reed,
George Webster

Won 6, Lost 6, Tied 2
Second—Eastern Division (AFL)
Head Coach: Wally Lemm

Preseason (3-2)

8/2	BUFFALO	24	7
8/15	BALTIMORE	29	33
8/22	CHICAGO	19	17
8/28	DALLAS	11	14
9/6	at New Orleans	30	14

Regular Season (6-6-2)

9/14	at Oakland	L	17-21	49,361
9/21	at Buffalo	W	17-3	40,146
9/28	MIAMI	W	22-10	41,086
10/5	BUFFALO	W	28-14	46,485
10/12	at Kansas City	L	0-24	45,805
10/19	at New York	L	17-26	63,841
10/26	DENVER	W	24-21	45,348
11/2	at Boston	L	0-24	19,006
11/9	CINCINNATI	T	31-31	45,298
11/16	at Denver	T	20-20	45,002
11/23	at Miami	W	32-7	27,281
11/27	SAN DIEGO	L	17-21	40,065
12/6	NEW YORK	L	26-34	51,923
12/14	BOSTON	W	27-23	39,215

AFL PLAYOFF GAME

12/21	at Oakland	L	7-56	53,539
-------	------------	---	------	--------

OILERS LEADERS

Rushing	Hoyle Granger 186-740, 3 TD
Receiving	Alvin Reed 51-664, 2 TD
Passing	Pete Beathard 370-180, 2455 yds. 21 INT, 10 TD
Scoring	Roy Gerela 86, 29 PAT, 19 FG
Punt Ret.	Jerry LeVias 35-292, 0 TD
Kick Ret.	Jerry LeVias 38-940, 0 TD
Punting	Roy Gerela 41-1656, 40.4
Ints.	Miller Farr 6-48, 0 TD

TEAM STATISTICS

	Hou.	Avg.	Opp.	Avg.
Total Yds.	4531	323.6	3773	269.5
Rush Yds.	1706	121.9	1556	111.1
Pass Yds.	2825	201.8	2217	158.4
Points	278	19.9	279	19.9

AMERICAN FOOTBALL LEAGUE

EASTERN DIVISION

	W	L	T	Pct.
N.Y. Jets	10	4	0	.714
Houston	6	6	2	.500
Boston Patriots	4	10	0	.286
Buffalo	4	10	0	.286
Miami	3	10	1	.231

WESTERN DIVISION

	W	L	T	Pct.
Oakland	12	1	1	.923
Kansas City	11	3	0	.786
San Diego	8	6	0	.571
Denver	5	8	1	.385
Cincinnati	4	9	1	.308

DIVISIONAL PLAYOFFS

Kansas City 13, N.Y. JETS 6; OAKLAND 56, Houston 7

AFL CHAMPIONSHIP

Kansas City 17, OAKLAND 7

1968

USUAL STARTING LINEUP

Offense

WR	81	Jim Beirne
LT	76	Walt Suggs
LG	60	Tom Regner
C	50	Bobby Maples
RG	66	Sonny Bishop
RT	78	Glen Ray Hines
TE	89	Alvin Reed
WR	86	Mac Haik
QB	11	Pete Beathard (7)
	10	Don Trull (4)
RB	42	Sid Blanks
	35	Woody Campbell
FB	32	Hoyle Granger

Defense

LE	79	Pat Holmes
LT	74	Willie Parker
RT	72	George Rice
RE	65	Elvin Bethea
LLB	90	George Webster
MLB	52	Garland Boyette
RLB	56	Olen Underwood
LCB	20	Miller Farr
RCB	41	Larry Carwell
SS	29	Ken Houston
FS	33	W.K. Hicks

K	15	Wayne Walker
	67	John Wittenborn
P	43	Jim Norton

HONORS

AFL All-Star Game

Sonny Bishop, Garland Boyette, Miller Farr, Hoyle Granger, Glen Ray Hines, Pat Holmes, Ken Houston, Bobby Maples, Alvin Reed, Walt Suggs, George Webster

All-Pro

Miller Farr, Alvin Reed, Walt Suggs, George Webster

Won 7, Lost 7
Second—Eastern Division (AFL)
Head Coach: Wally Lemm

Preseason (4-1)

8/1	WASHINGTON	9	3
8/12	N.Y. JETS	28	14
8/18	NEW ORLEANS	24	23
8/23	Buffalo (Tulsa, OK)	37	7
8/31	DALLAS	19	33

Regular Season (7-7)

9/9	KANSAS CITY	L	21-26	45,083
9/14	at Miami	W	24-10	40,067
9/21	at San Diego	L	14-30	46,217
9/29	OAKLAND	L	15-24	46,098
10/6	MIAMI	L	7-24	36,109
10/13	at Boston	W	16-0	32,502
10/20	NEW YORK	L	14-20	51,710
10/27	at Buffalo	W	30-7	34,339
11/3	at Cincinnati	W	27-17	24,012
11/10	at New York	L	7-26	60,242
11/17	DENVER	W	38-17	36,075
11/28	at Kansas City	L	10-24	48,493
12/7	BUFFALO	W	35-6	34,110
12/15	BOSTON	W	45-17	34,198

OILERS LEADERS

Rushing	Hoyle Granger 202-848, 7 TD
Receiving	Alvin Reed 46-747, 5 TD
Passing	Pete Beathard 223-105, 1559 yds. 16 INT, 7 TD
Scoring	Wayne Walker 50, 26 PAT, 8 FG
Punt Ret.	Sid Blanks 22-179, 0 TD
Kick Ret.	Zeke Moore 32-787, 0 TD
Punting	Jim Norton 73-3008, 41.2 avg.
Ints.	Ken Houston 5-160, 2 TD

TEAM STATISTICS

	Hou.	Avg.	Opp.	Avg.
Total Yds.	4352	310.9	3375	241.1
Rush Yds.	1804	128.9	1704	121.7
Pass Yds.	2548	182.0	1671	119.4
Points	303	21.6	248	17.7

AMERICAN FOOTBALL LEAGUE

EASTERN DIVISION

	W	L	T	Pct.
N.Y. Jets	11	3	0	.786
Houston	7	7	0	.500
Miami	5	8	1	.385
Boston Patriots	4	10	0	.286
Buffalo	1	12	1	.077

WESTERN DIVISION

	W	L	T	Pct.
Oakland	12	2	0	.857
Kansas City	12	2	0	.857
San Diego	9	5	0	.643
Denver	5	9	0	.357
Cincinnati	3	11	0	.214

WESTERN DIVISION PLAYOFF

OAKLAND 41, Kansas City 6

AFL CHAMPIONSHIP

N.Y. JETS 27, Oakland 23

USUAL STARTING LINEUP**Offense**

WR	28	Charles Frazier
LT	76	Walt Suggs
LG	61	Bob Talamini
C	50	Bobby Maples
RG	66	Sonny Bishop
RT	78	Glen Ray Hines
TE	89	Alvin Reed
WR	25	Ode Burrell
QB	11	Pete Beathard
RB	35	Woody Campbell
FB	32	Hoyle Granger

Defense

LE	79	Pat Holmes
LT	74	Willie Parker
RT	72	George Rice
RE	75	Don Floyd
LLB	90	George Webster
MLB	52	Garland Boyette
RLB	56	Olen Underwood
LCB	20	Miller Farr
RCB	33	W.K. Hicks
SS	29	Ken Houston
FS	43	Jim Norton

K	67	John Wittenborn
P	43	Jim Norton

HONORS**AFL All-Star Game**

Woody Campbell, Miller Farr,
Hoyle Granger, Pat Holmes,
Jim Norton, Walt Suggs, Bob
Talamini, George Webster

AII-AFL

Miller Farr, Hoyle Granger,
Pat Holmes, Walt Suggs, Bob
Talamini, George Webster

Rookie of Year

George Webster

1967

Won 9, Lost 4, Tied 1
First—Eastern Division (AFL)
Head Coach: Wally Lemm

Preseason (0-1)

8/5	KANSAS CITY	9	34
8/12	at Oakland	7	24
8/26	N.Y. Jets (Charlotte, NC)	7	13
9/2	DALLAS	17	30

Regular Season (9-4-1)

9/9	KANSAS CITY	L	20-25	28,003
9/17	at Buffalo	W	20-3	41,334
9/24	at San Diego	L	3-13	36,032
10/1	DENVER	W	10-6	21,798
10/15	at New York	T	28-28	62,729
10/22	at Kansas City	W	24-19	46,365
10/29	BUFFALO	W	10-3	30,060
11/5	at Boston	L	7-18	19,422
11/12	at Denver	W	20-18	30,392
11/26	BOSTON	W	27-6	28,044
12/3	MIAMI	W	17-14	20,979
12/10	OAKLAND	L	7-19	36,375
12/16	SAN DIEGO	W	24-17	19,870
12/23	at Miami	W	41-10	25,982

AFL CHAMPIONSHIP GAME

12/31	at Oakland	L	7-40	53,330
-------	------------	---	------	--------

OILERS LEADERS

Rushing	Hoyle Granger 236-1194, 6 TD
Receiving	Hoyle Granger 31-300, 3 TD
Passing	Pete Beathard 231-94, 1114 yds. 14 INT, 9 TD
Scoring	John Wittenborn 72, 30 PAT, 14 FG
Punt Ret.	Larry Carwell 9-154, 0 TD
Kick Ret.	Zeke Moore 14-405, 1 TD
Punting	Jim Norton 71-3025, 42.6
Ints.	Miller Farr 10-264, 3 TD

TEAM STATISTICS

	Hou.	Avg.	Opp.	Avg.
Total Yds.	3503	250.2	4055	289.6
Rush Yds.	2122	151.6	1637	116.9
Pass Yds.	1381	98.6	2418	172.7
Points	258	18.4	199	14.2

AMERICAN FOOTBALL LEAGUE**EASTERN DIVISION**

	W	L	T	Pct.
Houston	9	4	1	.692
N.Y. Jets	8	5	1	.615
Buffalo	4	10	0	.286
Miami	4	10	0	.286
Boston Patriots	3	10	1	.231

WESTERN DIVISION

	W	L	T	Pct.
Oakland	13	1	0	.929
Kansas City	9	5	0	.643
San Diego	8	5	1	.615
Denver	3	11	0	.214

AFL CHAMPIONSHIP

OAKLAND 40, Houston 7

1966

USUAL STARTING LINEUP

Offense

WR	28	Charles Frazier
LT	76	Walt Suggs
LG	61	Bob Talamini
C	50	Bobby Maples
RG	66	Sonny Bishop
RT	78	Glen Ray Hines
TE	81	Bob McLeod
	88	Bob Poole
WR	87	Charlie Hennigan
QB	16	George Blanda
RB	25	Ode Burrell
	42	Sid Blanks
FB	44	Charles Tolar

Defense

LE	80	Gary Cutsinger
LT	79	Pat Holmes
RT	99	Ernie Ladd
RE	75	Don Floyd
LLB	84	Johnny Baker
MLB	31	Doug Cline
	51	Ron Caveness
RLB	54	John Meyer
LCB	34	Theo Viltz
RCB	33	W.K. Hicks
SS	27	Fred Glick
FS	43	Jim Norton

K	16	George Blanda
P	43	Jim Norton

HONORS

AFL All-Star Game

Charlie Frazier, W.K. Hicks,
Bob Talamini

All-AFL

Bob Talamini

Won 3, Lost 11
Fourth (Tied)—Eastern Division (AFL)
Head Coach: Wally Lemm

Preseason (1-3)

8/12	OAKLAND	26	17
8/13	N.Y. Jets (Birmingham, AL)	10	16
8/20	Buffalo (Little Rock, AR)	16	28
8/27	at Kansas City	20	31

Regular Season (3-11)

9/3	DENVER	W	45-7	30,156
9/10	OAKLAND	W	31-0	31,763
9/18	at New York	L	13-52	54,681
9/25	at Buffalo	L	20-27	42,526
10/2	at Denver	L	38-40	27,203
10/16	NEW YORK	W	24-0	30,823
10/23	MIAMI	L	13-20	23,173
10/30	at Kansas City	L	23-48	31,676
11/6	at Oakland	L	23-38	34,102
11/13	at Boston	L	21-27	23,426
11/20	BUFFALO	L	20-42	27,312
12/4	SAN DIEGO	L	22-28	17,569
12/11	BOSTON	L	14-38	17,100
12/18	at Miami	L	28-29	20,045

OILERS LEADERS

Rushing	Ode Burrell 122-406, 0 TD
Receiving	Charles Frazier 57-1129, 12 TD
Passing	George Blanda 271-122, 1764 yds. 21 INT, 17 TD
Scoring	George Blanda 87, 39 PAT, 16 FG
Punt Ret.	Ode Burrell 8-76, 0 TD
Kick Ret.	Bobby Jancik 34-875, 0 TD
Punting	Jim Norton 69-2908, 42.2 avg.
Ints.	Norton 4-125, 0 TD; Glick 4-47, 0 TD

TEAM STATISTICS

	<i>Hou.</i>	<i>Arg.</i>	<i>Opp.</i>	<i>Arg.</i>
Total Yds.	4412	315.1	4995	356.8
Rush Yds.	1515	108.2	1833	130.9
Pass Yds.	2897	206.9	3162	225.9
Points	335	23.9	396	28.3

AMERICAN FOOTBALL LEAGUE

EASTERN DIVISION

	<i>W</i>	<i>L</i>	<i>T</i>	<i>Pct.</i>
Buffalo	9	4	1	.692
Boston Patriots	8	4	2	.677
N.Y. Jets	6	6	2	.500
Houston	3	11	0	.214
Miami	3	11	0	.214

WESTERN DIVISION

	<i>W</i>	<i>L</i>	<i>T</i>	<i>Pct.</i>
Kansas City	11	2	1	.846
Oakland	8	5	1	.615
San Diego	7	6	1	.538
Denver	4	10	0	.286

AFL CHAMPIONSHIP

Kansas City 31, BUFFALO 7

1965

USUAL STARTING LINEUP

Offense

WR	28	Charles Frazier
LT	76	Walt Suggs
LG	61	Bob Talamini
C	55	John Frongillo
	56	Wayne Frazier
RG	66	Sonny Bishop
RT	73	Norm Evans
TE	83	Willie Frazier
WR	87	Charlie Hennigan
QB	16	George Blanda
RB	25	Ode Burrell
FB	44	Charles Tolar

Defense

LE	80	Gary Cutsinger
LT	64	Bud McFadin
	70	Scott Appleton
RT	82	Ed Husmann
RE	75	Don Floyd
LLB	84	Johnny Baker
	50	Bobby Maples
MLB	31	Doug Cline
RLB	85	Danny Brabham
LCB	40	Tony Banfield
RCB	33	W.K. Hicks
SS	43	Jim Norton
FS	27	Fred Glick
	23	Bobby Jancik

K	16	George Blanda
P	43	Jim Norton

HONORS

AFL All-Star Game

Ode Burrell, Charlie
Hennigan, Bob Talamini

All-AFL

Willie Frazier, Bob Talamini

Won 4, Lost 10

Fourth—Eastern Division (AFL)
Head Coach: Hugh "Bones" Taylor

Preseason (5-0)

8/7	N.Y. Jets (Alexandria, VA)21	16
8/14	at Buffalo29	7
8/21	BOSTON27	6
8/28	Denver (San Antonio, TX)25	3
9/4	San Diego (Little Rock, AR)13	10

Regular Season (4-10)

9/12	NEW YORK	W	27-21	52,680
9/19	BOSTON	W	31-10	32,445
9/26	at Oakland	L	17-21	18,166
10/3	at San Diego	L	14-31	28,190
10/17	at Denver	L	17-28	32,492
10/24	KANSAS CITY	W	38-36	34,670
10/31	at Buffalo	W	19-17	44,267
11/7	OAKLAND	L	21-33	35,729
11/14	DENVER	L	21-31	28,126
11/21	at New York	L	14-41	55,312
11/28	at Kansas City	L	21-52	16,457
12/5	BUFFALO	L	18-29	23,087
12/12	SAN DIEGO	L	26-37	34,120
12/18	at Boston	L	14-42	14,508

OILERS LEADERS

Rushing	Ode Burrell 130-528, 3 TD
Receiving	Ode Burrell 55-650, 4 TD
Passing	George Blanda 442-186, 2542 yds. 30 INT, 20 TD
Scoring	George Blanda 61, 28 PAT, 11 FG
Punt Ret.	Bobby Jancik 12-85, 0 TD
Kick Ret.	Bobby Jancik 18-430, 0 TD
Punting	Jim Norton 84-3711, 44.2 avg.
Ints.	W. K. Hicks 9-156, 0 TD

TEAM STATISTICS

	Hou.	Arg.	Opp.	Arg.
Total Yds.	3988	284.9	5153	368.1
Rush Yds.	1175	83.9	2683	191.6
Pass Yds.	2813	200.9	2470	176.4
Points	298	21.3	429	30.6

AMERICAN FOOTBALL LEAGUE

EASTERN DIVISION

	W	L	T	Pct.
Buffalo	10	3	1	.769
N.Y. Jets	5	8	1	.385
Boston Patriots	4	8	2	.333
Houston	4	10	0	.286

WESTERN DIVISION

	W	L	T	Pct.
San Diego	9	2	3	.818
Oakland	8	5	1	.615
Kansas City	7	5	2	.583
Denver	4	10	0	.286

AFL CHAMPIONSHIP

Buffalo 23, SAN DIEGO 0

1964

USUAL STARTING LINEUP

Offense

WR	28	Charles Frazier
LT	76	Walt Suggs
LG	61	Bob Talamini
C	68	Tom Goode
RG	67	John Wittenborn
RT	66	Sonny Bishop
TE	88	Willard Dewveall
	83	Willie Frazier
WR	87	Charlie Hennigan
QB	16	George Blanda
RB	42	Sid Blanks
FB	44	Charles Tolar

Defense

LE	70	Scott Appleton
	82	Ed Husmann
LT	64	Bud McFadin
RT	82	Ed Husmann
	70	Scott Appleton
RE	75	Don Floyd
LLB	85	Danny Brabham
	31	Doug Cline
MLB	31	Doug Cline
	45	Larry Onesti
RLB	84	Johnny Baker
LCB	47	Pete Jaquess
RCB	23	Bobby Jancik
SS	33	W.K. Hicks
FS	27	Fred Glick

K	16	George Blanda
P	43	Jim Norton

HONORS

AFL All-Star Game

Sid Blanks, Fred Glick,
Charlie Hennigan, Pete
Jaquess, Bob Talamini

All-AFL

Fred Glick, Charlie Hennigan,
Bob Talamini

Rookie of Year

Won 4, Lost 10
Fourth—Eastern Division (AFL)
Head Coach: Sammy Baugh

Preseason (1-4)

8/9	at Boston	38	7
8/15	San Diego (Little Rock, AR)	36	44
8/20	DENVER	20	32
8/29	Oakland (Las Vegas, NV)	20	34
9/3	KANSAS CITY	17	27

Regular Season (4-10)

9/12	at San Diego	L	21-27	22,632
9/19	OAKLAND	W	42-28	26,482
9/27	at Denver	W	38-17	22,651
10/4	at Kansas City	L	7-28	22,729
10/11	BUFFALO	L	17-48	26,218
10/17	at New York	L	21-24	32,840
10/25	SAN DIEGO	L	17-20	21,671
11/1	at Buffalo	L	10-24	40,119
11/6	at Boston	L	24-25	28,161
11/15	at Oakland	L	10-20	16,375
11/22	KANSAS CITY	L	19-28	17,782
11/29	BOSTON	L	17-34	17,560
12/13	NEW YORK	W	33-17	16,225
12/20	DENVER	W	34-15	15,839

OILERS LEADERS

Rushing	Sid Blanks 145-756, 6 TD
Receiving	Charles Hennigan 101-1561, 8 TD
Passing	George Blanda 505-262, 3282 yds. 27 INT, 17 TD
Scoring	George Blanda 76, 38 PAT, 13 FG
Punt Ret.	Bobby Jancik 14-220, 1 TD
Kick Ret.	Ode Burrell 17-449, 1 TD
Punting	Jim Norton 54-2273, 42.1 avg.
Ints.	Pete Jaquess 8-141, 1 TD

TEAM STATISTICS

	Hou.	Arg.	Opp.	Arg.
Total Yds.	4874	348.1	5241	374.4
Rush Yds.	1347	96.2	1961	140.1
Pass Yds.	3527	251.9	3280	234.3
Points	310	22.1	355	25.4

AMERICAN FOOTBALL LEAGUE

EASTERN DIVISION

	W	L	T	Pct.
Buffalo	12	2	0	.857
Boston Patriots	10	3	1	.769
N.Y. Jets	5	8	1	.385
Houston	4	10	0	.286

WESTERN DIVISION

	W	L	T	Pct.
San Diego	8	5	1	.615
Kansas City	7	7	0	.500
Oakland	5	7	2	.417
Denver	2	11	1	.154

AFL CHAMPIONSHIP

BUFFALO 20, San Diego 7

USUAL STARTING LINEUP

Offense

WR	88	Willard Dewveall
LT	76	Walt Suggs
LG	61	Bob Talamini
C	52	Bob Schmidt
RG	63	Hogan Wharton
RT	77	Rich Michael
TE	81	Bob McLeod
WR	87	Charlie Hennigan
QB	16	George Blanda
RB	20	Billy Cannon
FB	44	Charles Tolar

Defense

LE	80	Gary Cutsinger
LT	74	Dudly Meredith
RT	82	Ed Husmann
RE	75	Don Floyd
LLB	31	Doug Cline
MLB	33	Gene Babb
RLB	30	Mike Dukes
LCB	40	Tony Banfield
RCB	23	Bobby Jancik
SS	43	Jim Norton
FS	27	Fred Glick

K	16	George Blanda
P	43	Jim Norton

HONORS

AFL All-Star Game

Tony Banfield, George Blanda,
Fred Glick, Charlie Hennigan,
Ed Husmann, Rich Michael,
Jim Norton, Bob Schmidt,
Bob Talamini

All-AFL

Tony Banfield, Fred Glick,
Bob Talamini

Won 6, Lost 8
Third—Eastern Division (AFL)
Head Coach: Frank "Pop" Ivy

Preseason (3-2)

8/3	at Denver	10	27
8/9	N.Y. Jets (Shreveport, LA)	17	0
8/14	Boston (Lowell, MA)	21	20
8/22	SAN DIEGO	3	21
8/31	Kansas City (Wichita, KS)	23	17

Regular Season (6-8)

9/7	OAKLAND	L	13-24	24,749
9/14	DENVER	W	20-14	23,147
9/22	at New York	L	17-24	9,336
9/28	at Buffalo	W	31-20	32,340
10/6	at Kansas City	L	7-28	27,801
10/13	at Denver	W	33-24	24,087
10/20	BUFFALO	W	28-14	23,948
10/27	KANSAS CITY	W	28-7	26,331
11/1	at Boston	L	3-45	31,185
11/10	NEW YORK	W	31-27	23,615
12/1	at San Diego	L	0-27	31,713
12/8	BOSTON	L	28-46	23,042
12/15	SAN DIEGO	L	14-20	18,540
12/22	at Oakland	L	49-52	17,401

OILERS LEADERS

Rushing	Charles Tolar 194-659, 3 TD
Receiving	Charles Hennigan 61-1051, 10 TD
Passing	George Blanda 423-224, 3003 yds. 25 INT, 24 TD
Scoring	George Blanda 64, 37 PAT, 9 FG
Punt Ret.	Bobby Jancik 13-145, 0 TD
Kick Ret.	Bobby Jancik 45-1315, 0 TD
Punting	Jim Norton 65-2792, 43.0 avg.
Ints.	Fred Glick 12-180, 1 TD

TEAM STATISTICS

	Hou.	Avg.	Opp.	Avg.
Total Yds.	4432	316.6	4316	308.3
Rush Yds.	1210	86.4	1710	122.1
Pass Yds.	3222	230.1	2606	186.1
Points	302	215.6	372	26.6

AMERICAN FOOTBALL LEAGUE

EASTERN DIVISION

	W	L	T	Pct.
Boston Patriots	7	6	1	.538
Buffalo	7	6	1	.538
Houston	6	8	0	.429
N.Y. Jets	5	8	1	.385

WESTERN DIVISION

	W	L	T	Pct.
San Diego	11	3	0	.786
Oakland	10	4	0	.714
Kansas City	5	7	2	.417
Denver	2	11	1	.154

EASTERN DIVISION PLAYOFF

Boston Patriots 26, BUFFALO 8

AFL CHAMPIONSHIP

SAN DIEGO 51, Boston Patriots 10

USUAL STARTING LINEUP

Offense

WR	88	Willard Dewveall
LT	70	Al Jamison
LG	61	Bob Talamini
C	52	Bob Schmidt
RG	63	Hogan Wharton
RT	77	Rich Michael
TE	81	Bob McLeod
WR	87	Charlie Hennigan
QB	16	George Blanda
RB	20	Billy Cannon
FB	44	Charles Tolar

Defense

LE	80	Gary Cutsinger
LT	78	Ed Culpepper
RT	82	Ed Husmann
RE	75	Don Floyd
LLB	31	Doug Cline
MLB	33	Gene Babb
RLB	30	Mike Dukes
LCB	40	Tony Banfield
RCB	41	Mark Johnston
	23	Bobby Jancik
SS	43	Jim Norton
FS	27	Fred Glick

K	16	George Blanda
P	43	Jim Norton

HONORS

AFL All-Star Game

Tony Banfield, George Blanda,
Willard Dewveall, Don Floyd,
Fred Glick, Charlie Hennigan,
Ed Husmann, Al Jamison,
Rich Michael, Jim Norton,
Bob Schmidt, Bob Talamini,
Charlie Tolar

All-AFL

Tony Banfield, Don Floyd,
Charlie Hennigan,
Ed Husmann, Al Jamison,
Bob Talamini

Won 11, Lost 3
First—Eastern Division (AFL)
Head Coach: Frank "Pop" Ivy

Preseason (4-1)

8/4	N.Y. TITANS	33	27
8/10	Denver (Atlanta, GA)	33	17
8/18	Boston (New Orleans, LA)	20	10
8/23	Buffalo (Mobile, AL)	14	21
8/31	Dallas (Miami, FL)	34	31

Regular Season (11-3)

9/9	at Buffalo	W	28-23	31,236
9/16	at Boston	L	21-34	32,276
9/23	at San Diego	W	42-17	28,061
10/7	BUFFALO	W	17-14	26,350
10/14	NEW YORK	W	56-17	20,650
10/21	at Denver	L	10-20	34,496
10/28	DALLAS	L	7-31	31,750
11/4	at Dallas	W	14-6	29,017
11/11	at Oakland	W	28-20	11,000
11/18	BOSTON	W	21-17	35,250
11/25	SAN DIEGO	W	33-27	28,235
12/2	DENVER	W	34-17	30,650
12/9	OAKLAND	W	32-17	27,400
12/15	at New York	W	44-10	8,167

AFL CHAMPIONSHIP GAME

12/23	DALLAS	L	17-20*	37,981
-------	--------	---	--------	--------

* overtime

OILERS LEADERS

Rushing	Charles Tolar 244-1012, 7 TD
Receiving	Charles Hennigan 54-867, 8 TD
Passing	George Blanda 418-197, 2810 yds. 42 INT, 27 TD
Scoring	George Blanda 81, 48 PAT, 11 FG
Punt Ret.	Bobby Jancik 14-164, 0 TD
Kick Ret.	Bobby Jancik 24-726, 0 TD
Punting	Jim Norton 55-2298, 41.7 avg.
Ints.	Jim Norton 8-75, 0 TD

TEAM STATISTICS

	Hou.	Avg.	Opp.	Avg.
Total Yds.	4971	355.1	4130	295.0
Rush Yds.	1742	124.4	1569	112.1
Pass Yds.	3229	230.6	2561	182.9
Points	387	27.6	270	19.3

AMERICAN FOOTBALL LEAGUE

EASTERN DIVISION

	W	L	T	Pct.
Houston	11	3	0	.786
Boston Patriots	9	4	1	.692
Buffalo	7	6	1	.538
N.Y. Titans	5	9	0	.357

WESTERN DIVISION

	W	L	T	Pct.
Dallas Texans	11	3	0	.786
Denver	7	7	0	.500
San Diego	4	10	0	.286
Oakland	1	13	0	.071

AFL CHAMPIONSHIP

Dallas Texans 20, HOUSTON 17 (OT)

1961

USUAL STARTING LINEUP

Offense

WR	89	Bill Groman
LT	70	Al Jamison
LG	61	Bob Talamini
C	52	Bob Schmidt
RG	63	Hogan Wharton
RT	77	Rich Michael
TE	86	John White
	81	Bob McLeod
WR	87	Charlie Hennigan
QB	16	George Blanda
RB	20	Billy Cannon
FB	44	Charles Tolar

Defense

LE	80	Dalva Allen
LT	79	Orville Trask
RT	82	Ed Husmann
RE	75	Don Floyd
LLB	31	Doug Cline
MLB	50	Dennit Morris
RLB	30	Mike Dukes
LCB	40	Tony Banfield
RCB	41	Mark Johnston
SS	43	Jim Norton
FS	27	Fred Glick

K	16	George Blanda
P	43	Jim Norton

Won 10, Lost 3, Tied 1
First—Eastern Division (AFL)
Head Coach: Wally Lemm

Preseason (3-2)

8/6	at San Diego	14	27
8/11	Oakland (Honolulu, HI)	35	17
8/18	San Diego (Honolulu, HI)	28	42
8/25	N.Y. Titans (Greenville, SC)	30	20
9/1	Denver (Mobile, AL)	42	20

Regular Season (10-3-1)

9/9	OAKLAND	W	55-0	16,231
9/24	at San Diego	L	24-34	29,210
10/1	at Dallas	L	21-26	28,000
10/8	BUFFALO	L	12-22	22,761
10/13	at Boston	T	31-31	15,070
10/22	DALLAS	W	38-7	21,237
10/29	at Buffalo	W	28-16	23,228
11/5	at Denver	W	55-13	11,564
11/12	BOSTON	W	27-15	35,649
11/19	NEW YORK	W	49-13	33,428
11/26	DENVER	W	45-14	27,864
12/3	SAN DIEGO	W	33-13	37,854
12/10	at New York	W	48-21	9,462
12/17	at Oakland	W	47-16	4,821

AFL CHAMPIONSHIP GAME

12/24	at San Diego	W	10-3	29,556
-------	--------------	---	------	--------

HONORS

AFL All-Star Game

Tony Banfield, George Blanda, Billy Cannon, Don Floyd, Fred Glick, Charlie Hennigan, Ed Husmann, Al Jamison, Mark Johnston, Bob McLeod, Dennit Morris, Bob Schmidt, Charlie Tolar

All-AFL

Tony Banfield, George Blanda, Billy Cannon, Don Floyd, Bill Groman, Charlie Hennigan, Al Jamison

AFL Player of Year

George Blanda

AFL Coach of Year

Wally Lemm

OILERS LEADERS

Rushing	Billy Cannon 200-948, 6 TD
Receiving	Charles Hennigan 82-1746, 12 TD
Passing	George Blanda 362-187, 3330 yds. 22 INT, 36 TD
Scoring	George Blanda 112, 64 PAT, 16 FG
Punt Ret.	Billy Cannon 9-70, 0 TD
Kick Ret.	Billy Cannon 18-439, 0 TD
Punting	Jim Norton 48-1952, 40.7
Ints.	Jim Norton 9-150, 0 TD

TEAM STATISTICS

	Hou.	Avg.	Opp.	Avg.
Total Yds.	6288	449.1	4025	287.6
Rush Yds.	1896	135.4	1634	116.7
Pass Yds.	4392	313.7	2391	170.8
Points	513	36.6	242	17.3

AMERICAN FOOTBALL LEAGUE

EASTERN DIVISION

	W	L	T	Pct.
Houston	10	3	1	.769
Boston Patriots	9	4	1	.692
N.Y. Titans	7	7	0	.500
Buffalo	6	8	0	.429

WESTERN DIVISION

	W	L	T	Pct.
San Diego	12	2	0	.857
Dallas Texans	6	8	0	.429
Denver	3	11	0	.214
Oakland	2	12	0	.143

AFL CHAMPIONSHIP

Houston 10, SAN DIEGO 3



1960

USUAL STARTING LINEUP

Offense

WR	89	Bill Groman
LT	70	Al Jamison
LG	61	Bob Talamini
C	57	George Belotti
	53	Hugh Pitts
RG	63	Hogan Wharton
RT	77	Rich Michael
TE	82	John Carson
	86	John White
WR	87	Charlie Hennigan
QB	16	George Blanda
RB	20	Billy Cannon
FB	32	Dave Smith

Defense

LE	80	Dalva Allen
LT	79	Orville Trask
RT	72	Jerry Helluin
	74	George Shirley
RE	75	Don Floyd
LLB	31	Doug Cline
MLB	50	Dennit Morris
RLB	30	Mike Dukes
LCB	43	Jim Norton
RCB	41	Mark Johnston
SS	47	Bobby Gordon
	34	Charles Kendall
FS	24	Julian Spence

K	16	George Blanda
P	12	Charles Milstead

HONORS

AFL All-Star Game

None was played

AII-AFL

Al Jamison, Mark Johnston,
Dave Smith

Won 10, Lost 4 First—Eastern Division (AFL) Head Coach: Lou Rymkus

Preseason (2-3)

8/6	Dallas (Tulsa, OK)	10	27
8/13	at L.A. Chargers	13	22
8/20	DENVER	42	3
8/26	N.Y. Titans (Mobile, AL)	30	14
9/12	at Dallas	3	24

Regular Season (10-4)

9/11	at Oakland	W	37-22	12,703
9/18	LOS ANGELES	W	38-28	20,156
9/25	OAKLAND	L	13-14	16,421
10/9	NEW YORK	W	27-21	16,156
10/16	DALLAS	W	20-10	19,026
10/23	at New York	W	42-28	21,000
10/30	at Buffalo	L	24-25	23,000
11/6	at Denver	W	45-25	14,489
11/13	at Los Angeles	L	21-24	14,489
11/20	DENVER	W	20-10	20,778
11/25	at Boston	W	24-10	27,123
12/4	at Dallas	L	0-24	20,000
12/11	BUFFALO	W	31-23	25,247
12/18	BOSTON	W	37-21	22,352

AFL CHAMPIONSHIP GAME

1/1	LOS ANGELES	W	24-16	32,183
-----	-------------	---	-------	--------

OILERS LEADERS

Rushing	Billy Cannon 152-644, 1 TD
Receiving	Bill Groman 72-1473, 12 TD
Passing	George Blanda 363-169, 2413 yds. 22 INT, 25 TD
Scoring	George Blanda 115, 4TD, 46 PAT, 15 FG
Punt Ret.	Billy Cannon 4-96, 0 TD
Kick Ret.	Ken Hall 19-594, 1 TD
Punting	Charles Milstead 66-2365, 35.8
Ints.	Johnston 4-42; Morris 4-32; Spence 4-5

TEAM STATISTICS

	Hou.	Avg.	Opp.	Avg.
Total Yds.	4936	352.6	4901	350.1
Rush Yds.	1565	111.8	1027	73.4
Pass Yds.	3371	240.8	3874	276.7
Points	379	27.1	285	20.4

AMERICAN FOOTBALL LEAGUE

EASTERN DIVISION

	W	L	T	Pct.
Houston	10	4	0	.714
N.Y. Titans	7	7	0	.500
Buffalo	5	8	1	.385
Boston	5	9	0	.357

WESTERN DIVISION

	W	L	T	Pct.
L.A. Chargers	10	4	0	.714
Dallas Texans	8	6	0	.571
Oakland	6	8	0	.429
Denver	4	9	1	.308

AFL CHAMPIONSHIP

HOUSTON 24, L.A. Chargers 16

OILERS VS. THE NFL

h denotes home games

1992h 24 7

ARIZONA CARDINALS

	OILERS	OPP
1970	0	44
1974h	27	31
1979h	17	24
1985	20	10
1988h	38	20
1994h	12	30

*Arizona 4, Houston 2
(h: 1-3, a: 1-1)*

ATLANTA FALCONS

	OILERS	OPP
1972	10	20
1976h	20	14
1978	14	20
1981h	27	31
1984	10	42
1987h	37	33
1990	27	47
1993h	33	17

*Atlanta 5, Houston 3
(h: 3-1, a: 0-4)*

BUFFALO BILLS

	OILERS	OPP
1960	24	25
1960h	31	23
1961h	12	22
1961	28	16
1962	28	23
1962h	17	14
1963	31	20
1963h	28	14
1964h	17	48
1964	10	24
1965	19	17
1965h	18	29
1966	20	27
1966h	20	42
1967	20	3
1967h	10	3
1968	30	7
1968h	35	6
1969	17	3
1969h	28	14
1971	20	14
1974	21	9
1976	13	3
1978h	17	10
1983	13	30
1985	0	20
1986h	16	7
1987	30	34
1988	10	17 **
1989h	41	47 *
1990h	27	24
1992h	27	3
1992	38	41 ***
1993	7	35
1994	7	15

*Houston 20, Buffalo 15
(h: 10-6, a: 10-9)*

*Overtime

**AFC Playoff

***AFC Wild Card Game (overtime)

CHICAGO BEARS

	OILERS	OPP
1973	14	35
1977h	47	0
1980	10	6
1986h	7	20
1989	33	28

*Houston 4, Chicago 2
(h: 2-1, a: 2-1)*

CINCINNATI BENGALS

	OILERS	OPP
1968	27	17
1969h	31	31
1970	20	13
1970h	20	30
1971h	10	6
1971	13	28
1972	7	30
1972h	17	61
1973	10	24
1973h	24	27
1974	34	21
1974h	20	3
1975h	19	21
1975	19	23
1976h	7	27
1976	27	31
1977	10	13 *
1977h	21	16
1978	13	28
1978h	17	10
1979	30	27 *
1979h	42	21
1980	13	10
1980h	23	3
1981h	17	10
1981	21	34
1982	6	27
1982h	27	35
1983h	14	55
1983	10	38
1984	3	13
1984h	13	31
1985h	44	27
1985	27	45
1986	28	31
1986h	32	28
1987	31	29
1987h	21	17
1988	21	44
1988h	41	6
1989h	26	24
1989	7	61
1990h	48	17
1990	20	40
1990	14	41 ***
1991	30	7
1991h	35	3
1992	38	24
1992h	26	10
1993h	28	12
1993	38	3
1994h	20	13
1994	31	34

*Houston 26, Cincinnati 26
(1 tie)*

(h: 17-8-1, a: 9-18)

*Overtime

**AFC Wild Card Game

CLEVELAND BROWNS

	OILERS	OPP
1970	14	28
1970h	10	21
1971	0	31
1971h	24	37
1972h	17	23
1972	0	20
1973	13	42
1973h	13	23
1974	7	20
1974h	28	24
1975	40	10

1975h	21	10
1976h	7	21
1976	10	13
1977h	23	24
1977	19	15
1878	16	13
1978h	14	10
1979h	31	10
1979	7	14
1980	16	7
1980h	14	17
1981	9	3
1981h	17	13
1982h	14	20
1983	19	25 *
1983h	34	27
1984	10	27
1984h	20	27
1985h	6	21
1985	21	28
1986h	20	23
1986	10	13 *
1987	15	10
1987h	7	40
1988h	24	17
1988	23	28
1988	24	23 **
1989	17	28
1989h	20	24
1990	35	23
1990h	58	14
1991h	28	24
1991	17	14
1992h	14	24
1992	17	14
1993	27	20
1993h	19	17
1994h	8	11
1994	10	34

Cleveland 29, Houston 21
(h: 10-15, a: 11-14)

*Overtime

**AFC Wild Card Game

DALLAS COWBOYS

	OILERS	OPP
1970	10	52
1974h	0	10
1979	30	24
1982h	7	37
1985h	10	17
1988	25	17
1991h	26	23 *
1994	17	20

Dallas 5, Houston 3
(h: 1-3, a: 2-2)

*Overtime

DENVER BRONCOS

	OILERS	OPP
1960	45	25
1960h	20	10
1961	55	13
1961h	45	14
1962	10	20
1962h	34	17
1963h	20	14
1963	33	24
1964	38	17
1964h	34	15
1965	17	28
1965h	21	31
1966h	45	7
1966	38	40
1967h	10	6
1967	20	18
1968h	38	17
1969h	24	21
1969	20	20
1970h	31	21
1972	17	30
1973h	20	48

1974	14	38
1976h	17	3
1977h	14	24
1979h	13	7 *
1980	20	16
1983h	14	26
1985	20	31
1987	40	10
1987	10	34 *
1991h	42	14
1991	24	26 *
1992	21	27

Houston 20, Denver 13
(1 tie)

(h: 13-4, a: 7-9-1)

*AFC Playoff

DETROIT LIONS

	OILERS	OPP
1971h	7	31
1975h	24	8
1983h	27	17
1986	13	24
1989h	35	31
1992	24	21

Houston 4, Detroit 2
(h: 3-1, a: 1-1)

GREEN BAY PACKERS

	OILERS	OPP
1972h	10	23
1977	16	10
1980	22	3
1983h	38	41 *
1986	31	3
1992h	14	16

Houston 3, Green Bay 3
(h: 0-3, a: 3-0)

*Overtime

INDIANAPOLIS COLTS

	OILERS	OPP
1970h	20	24
1973	31	27
1976	14	38
1979	28	16
1980h	21	16
1983	10	20
1984h	21	35
1985	16	34
1986h	31	17
1987	27	51
1988	17	14 *
1990h	24	10
1992	20	10
1994	21	45

Houston 7, Indianapolis 7
(h: 3-2, a: 4-5)

*Overtime

KANSAS CITY CHIEFS

	OILERS	OPP
1960h	20	10
1960	0	24
1961	21	26
1961h	38	7
1962h	7	31
1962	14	6
1962h	17	20 **
1963	7	28
1963h	28	7
1964	7	28
1964h	19	28
1965h	38	36
1965	21	52
1966	23	48
1967h	20	25
1967	24	19
1968h	21	26

1968	10	24
1969	0	24
1970	9	24
1971h	16	20
1973	14	39
1974h	7	17
1975	17	13
1977h	34	20
1978	20	17
1979h	20	6
1980	20	21
1981	10	23
1983h	10	13
1984	17	16
1985h	23	20
1986	13	27
1988h	7	6
1989	0	34
1990	27	10
1991h	17	7
1992h	23	20*
1993h	30	0
1993h	20	28***
1994	9	31

Kansas City 24, Houston 17
(h: 11-9, a: 6-15)

*Overtime

**AFL Championship Game

***AFC Playoff

LOS ANGELES RAIDERS

	OILERS	OPP
1960	37	22
1960h	13	14
1961h	55	0
1961	47	16
1962	28	20
1962h	32	17
1963h	13	24
1963	49	52
1964h	42	28
1964	10	20
1965	17	21
1965h	21	33
1966h	31	0
1966	23	38
1967h	7	19
1967	7	40*
1968h	15	24
1969	17	21
1969h	7	56**
1971	21	41
1972h	0	34
1973h	6	17
1975h	27	26
1976h	13	14
1977	29	34
1978	17	21
1979h	31	17
1980	7	27***
1981h	17	16
1983	6	20
1984h	14	24
1986h	17	28
1988h	38	35
1989h	23	7
1991h	47	17
1994	14	17

L.A. Raiders 23, Houston 13
(h: 10-11, a: 3-12)

*AFL Championship Game

**AFL Playoff

***AFC Wild Card Game

MIAMI DOLPHINS

	OILERS	OPP
1966h	13	20
1966	28	29
1967h	17	14
1967	41	10
1968	24	10
1968h	7	24

1969h	22	10
1969	32	7
1970h	10	20
1972	13	34
1975h	20	19
1977	7	27
1978h	35	30
1978	17	9*
1979	9	6
1981h	10	16
1983h	17	24
1984	10	28
1985h	23	20
1986	7	28
1989h	39	7
1991	17	13
1992	16	19

Houston 12, Miami 11
(h: 6-5, a: 6-6)

*AFC Playoff

MINNESOTA VIKINGS

	OILERS	OPP
1974	10	51
1980h	20	16
1983	14	34
1986h	23	10
1989	7	38
1992	17	13

Houston 3, Minnesota 3
(h: 2-0, a: 1-3)

NEW ENGLAND PATRIOTS

	OILERS	OPP
1960	24	10
1960h	37	21
1961	31	31
1961h	27	15
1962	21	34
1962h	21	17
1963	3	45
1963h	28	46
1964	24	25
1964h	17	34
1965h	31	10
1965	14	42
1966	21	27
1966h	14	38
1967	7	18
1967h	27	6
1968	16	0
1968h	45	17
1969	0	24
1969h	27	23
1971	20	28
1973h	0	32
1975	7	0
1978	26	23
1978	31	14*
1980h	38	34
1981	10	38
1982	21	29
1987h	7	21
1988h	31	6
1989	13	23
1991	20	24
1993	28	14

New England 17, Houston 15
(1 tie)

(h: 9-5, a: 6-12-1)

*AFC Playoff

NEW ORLEANS SAINTS

	OILERS	OPP
1971h	13	13
1976	31	26
1978	17	12
1981h	24	27
1984h	10	27
1987	10	24
1990h	23	10



1993 21 33

New Orleans 4, Houston 3
(1 tie)

(h: 1-2-1, a: 2-2)

NEW YORK GIANTS

	OILERS	OPP
1973	14	34
1982	14	17
1985h	14	35
1991	20	24
1994h	10	13

N.Y. Giants 5, Houston 0
(h: 0-2, a: 0-3)

NEW YORK JETS

	OILERS	OPP
1960h	27	21
1960	42	28
1961h	49	13
1961	48	21
1962h	56	17
1962	44	10
1963	17	24
1963h	31	27
1964	21	24
1964h	33	17
1965h	27	21
1965	14	41
1966	13	52
1966h	24	0
1967	28	28
1968h	14	20
1968	7	26
1969	17	26
1969h	26	34
1972h	26	20
1974	27	22
1977h	20	0
1979h	27	24
1980	28	31*
1981	17	31
1984h	31	20
1988	3	45
1990h	12	17
1991	23	20
1991h	17	10**
1993h	24	0
1994h	24	10

Houston 19, N.Y. Jets 12
(1 tie)

(h: 14-3, a: 5-9-1)

*Overtime

**AFC Wild Card Game

PHILADELPHIA EAGLES

	OILERS	OPP
1972h	17	18
1979h	20	26
1982	14	35
1988	23	32
1991h	6	13
1994	6	21

Philadelphia 6, Houston 0
(h: 0-3, a: 0-3)

PITTSBURGH STEELERS

	OILERS	OPP
1970	19	7
1970h	3	7
1971	16	23
1971h	29	3
1972	7	24
1972h	3	9
1973h	7	36
1973	7	33
1974h	7	13
1974	13	10
1975	17	24

1975h	9	32
1976	16	32
1976h	0	21
1977h	27	10
1977	10	27
1978	24	17
1978h	3	13
1978	5	34**
1979	7	38
1979h	20	17
1979	13	27**
1980	17	31
1980h	6	0
1981	13	26
1981h	21	20
1982h	10	24
1983h	28	40
1983	10	17
1984	7	35
1984h	23	20**
1985	0	20
1985h	7	30
1986h	16	22**
1986	10	21
1987	23	3
1987h	24	16
1988	34	14
1988h	34	37
1989h	27	0
1989	23	16
1989h	23	26***
1990	9	20
1990h	34	14
1991	14	26
1991h	31	6
1992h	24	29
1992	20	21
1993h	23	3
1993	26	17
1994	14	30
1994h	9	12*

Pittsburgh 34, Houston 18
(h: 11-15, a: 7-19)

*Overtime

**AFC Championship Game

***AFC Wild Card game (overtime)

ST. LOUIS RAMS

	OILERS	OPP
1973h	26	31
1978h	6	10
1981	27	20
1984	16	27
1987h	20	16
1990	13	17
1993h	13	28

St. Louis 5, Houston 2
(h: 1-3, a: 1-2)

SAN DIEGO CHARGERS

	OILERS	OPP
1960h	38	28
1960	21	24
1960h	24	16**
1961	24	34
1961h	33	13
1961	10	3**
1962	42	17
1962h	33	27
1963	0	27
1963h	14	20
1964	21	27
1964h	17	20
1965	14	31
1965h	26	37
1966h	22	28
1967	3	13
1967h	24	17
1968	14	30
1969h	17	21
1970	31	31
1971h	49	33



1972	20	34
1974h	21	14
1975h	33	17
1976	27	30
1978h	24	45
1979	17	14**
1984	14	31
1985h	37	35
1986	0	27
1987h	33	18
1989	34	27
1990	17	7
1992h	27	0
1993	17	18

San Diego 18, Houston 16

(1 tie)

(b: 11-6, a: 5-12-1)

*AFL Championship Game

**AFC Playoff

SAN FRANCISCO 49ers

	OILERS	OPP
1970h	20	30
1975	27	13
1978h	20	19
1981	6	28
1984h	21	34
1987	20	27
1990h	21	24
1993	10	7

San Francisco 5, Houston 3

(b: 1-3, a: 2-2)

SEATTLE SEAHAWKS

	OILERS	OPP
1977	22	10

1979	14	34
1980h	7	26
1981h	35	17
1982h	23	21
1987h	23	20***
1988	24	27
1990	10	13*
1993h	24	14
1994h	14	16

Houston 5, Seattle 5

(b: 4-2, a: 1-3)

*Overtime

***AFC Wild Card Game (overtime)

TAMPA BAY BUCCANEERS

	OILERS	OPP
1976h	20	0
1980h	20	14
1983	24	33
1989h	20	17

Houston 3, Tampa Bay 1

(b: 3-0, a: 0-1)

WASHINGTON REDSKINS

	OILERS	OPP
1971	13	22
1975h	13	10
1979	29	27
1985	13	16
1988h	41	17
1991	13	16*

Houston 3, Washington 3

(b: 2-0, a: 1-3)

*Overtime

COMPOSITE RECORDS

(1960-1994)

AFC

Opponent	Reg. Season	Playoffs	Preseason	Total
Buffalo	20-13-0	0-2-0	5-3-0	25-18-0
Cincinnati	26-25-1	0-1-0	—	26-26-1
Cleveland	20-29-0	1-0-0	—	21-29-0
Denver	19-11-1	1-2-0	3-4-0	23-17-1
Indianapolis	7-7-0	—	1-5-0	8-12-0
Kansas City	17-22-0	0-2-0	2-9-0	19-33-0
Los Angeles Raiders	13-20-0	0-3-0	3-5-0	16-28-0
Miami	11-11-0	1-0-0	1-1-0	13-12-0
New England	14-17-1	1-0-0	1-0-0	16-17-1
New York Jets	18-12-1	1-0-0	4-6-0	23-18-1
Pittsburgh	18-31-0	0-3-0	—	18-34-0
San Diego	13-18-1	3-0-0	2-5-0	18-23-1
Seattle	4-5-0	1-0-0	0-1-0	5-6-0
Totals	200-221-5	9-13-0	22-39-0	231-273-5

NFC

Opponent	Reg. Season	Playoffs	Preseason	Total
Arizona	2-4-0	—	2-1-0	4-5-0
Atlanta	3-5-0	—	0-2-0	3-7-0
Chicago	4-2-0	—	4-4-0	8-6-0
Dallas	3-5-0	—	13-16-0	16-21-0
Detroit	4-2-0	—	1-2-0	5-4-0
Green Bay	3-3-0	—	1-1-0	4-4-0
Minnesota	3-3-0	—	0-3-0	3-6-0
New Orleans	3-4-1	—	10-11-1	13-15-2
New York Giants	0-5-0	—	2-3-0	2-8-0
Philadelphia	0-6-0	—	3-1-0	3-7-0
St. Louis Rams	2-5-0	—	3-3-0	5-8-0
San Francisco	3-5-0	—	1-0-0	4-5-0
Tampa Bay	3-1-0	—	1-5-0	4-6-0
Washington	3-3-0	—	3-0-0	6-3-0
Totals	36-53-1	—	44-52-1	80-105-2

PLAYOFF SUMMARIES

OILERS IN THE POST-SEASON (9-13)

DATE	OPPONENT	W/L	SCORE	ATT.
+ January 1, 1961	L.A. CHARGERS	W	24-16	32,183
+ December 24, 1961	at San Diego	W	10-3	29,556
+ December 23, 1962	DALLAS	L	17-20 (OT)	37,981
+ December 31, 1967	at Oakland	L	7-40	53,330
** December 21, 1969	at Oakland	L	7-56	53,539
*** December 24, 1978	at Miami	W	17-9	70,036
** December 31, 1978	at New England	W	31-14	61,297
* January 7, 1979	at Pittsburgh	L	5-34	49,417
*** December 23, 1979	DENVER	W	13-7	48,776
** December 29, 1979	at San Diego	W	17-14	51,192
* January 6, 1980	at Pittsburgh	L	13-27	50,475
*** December 28, 1980	at Oakland	L	7-27	52,762
** January 3, 1988	SEATTLE	W	23-20 (OT)	49,622
** January 10, 1988	at Denver	L	10-34	75,968
*** December 24, 1988	at Cleveland	W	24-23	74,977
** January 1, 1989	at Buffalo	L	10-17	79,532
*** December 31, 1989	PITTSBURGH	L	23-26 (OT)	58,306
** January 6, 1991	at Cincinnati	L	14-41	60,012
*** December 29, 1991	N.Y. JETS	W	17-10	61,485
** January 4, 1992	at Denver	L	24-26	75,301
*** January 3, 1993	at Buffalo	L	38-41 (OT)	75,141
** January 16, 1994	KANSAS CITY	L	20-28	64,011

+ AFL Championship Game
* AFC Championship Game

** AFL/AFC Divisional Playoff Game
*** AFC Wild Card Playoff Game

AFL CHAMPIONSHIP GAME — 1960 HOUSTON 24, LOS ANGELES CHARGERS 16

Jeppesen Stadium, Houston — January 1, 1961

Los Angeles	6	3	7	0	16
Houston	0	10	7	7	24

Los Angeles—Agajanian 38 field goal

Los Angeles—Agajanian 22 field goal

Houston—Smith 17 pass from Blanda
(Blanda kick)

Houston—Blanda 18 field goal

Los Angeles—Agajanian 27 field goal

Houston—Groman 7 pass from Blanda
(Blanda kick)

Los Angeles—Lowe 2 run (Agajanian kick)

Houston—Cannon 88 pass from Blanda
(Blanda kick)

	L.A.	Hou.
First Downs	21	17
Rushes-Yards	33-162	40-100
Passing Yards	171	301
Total Yards	333	401
Had QB Sacked	3-28	0-0
Passes	41-21-2	32-16-0
Punts	4-41.0	5-34.0
Fumbles/Lost	2-0	0-0
Penalties/Yards	3-15	4-54

A—32,183

INDIVIDUAL LEADERS

RUSHING—Los Angeles: Lowe 21-165, Ferguson 4-11, Kemp 6-(-9), Ford 2-(-5)

Houston: Cannon 18-50, Smith 19-45, Hall 3-5

PASSING—Los Angeles: Kemp 41-21-2, 171 yards, 0 TD

Houston: Blanda 31-16-0, 301 yards, 3 TDs; Cannon 1-0-0, 0 yards, 0 TD

RECEIVING—Los Angeles: Norton 6-55, Womble 6-29, Kocourek 3-57, Lowe 3-5

Houston: Smith 5-52, Hennigan 4-71, Cannon 3-128, Groman 3-37

AFL CHAMPIONSHIP GAME — 1961 HOUSTON 10, SAN DIEGO CHARGERS 3

Balboa Stadium, San Diego — December 24, 1961

Houston	0	3	7	0	10
San Diego	0	0	0	3	3

Houston—Blanda 46 field goal

Houston—Cannon 35 pass from Blanda
(Blanda kick)

San Diego—Blair 12 field goal

	Hou.	S.D.
First Downs	18	15
Rushes-Yards	33-96	19-92
Passing Yards	160	177
Total Yards	256	269
Had QB Sacked	0-0	6-49
Passes	41-18-6	32-17-4
Punts	4-41.5	6-33.3
Fumbles/Lost	5-1	2-2
Penalties/Yards	5-68	10-106

A—29,556

INDIVIDUAL LEADERS

RUSHING—Houston: Tolar 16-52, Cannon 15-48, Blanda 2-(-4)

San Diego: Roberson 8-37, Lowe 5-30, Kemp 3-18, Lincoln 3-7

PASSING—Houston: Blanda 40-18-5, 160 yards, 1 TD; Groman 1-0-1, 0 yards, 0 TD

San Diego: Kemp 32-17-4, 226 yards, 0 TD

RECEIVING—Houston: Cannon 5-53, Hennigan 5-43, Groman 3-32, Dewveall 2-10

San Diego: Kocourek 7-123, Norton 3-48, Flowers 2-17, Roberson 1-11

AFL CHAMPIONSHIP GAME — 1962 DALLAS 20, HOUSTON 17 (Overtime)

Jeppesen Stadium, Houston — December 23, 1962

Dallas	3	14	0	0	0	3	20
Houston	0	0	7	10	0	0	17

Dallas—Brooker 16 field goal

Dallas—Haynes 28 pass from Dawson
(Brooker kick)

Dallas—Haynes 2 run (Brooker kick)

Houston—Dewveall 15 pass from Blanda
(Blanda kick)

Houston—Blanda 31 field goal

Houston—Tolar 1 run (Blanda kick)

Dallas—Brooker 25 field goal

	Dal.	Hou.
First Downs	19	21
Rushes-Yards	54-199	30-98
Passing Yards	38	261
Total Yards	237	359
Had QB Sacked	6-50	0-0
Passes	14-9-0	46-23-5
Punts	8-31.2	3-39.3
Fumbles/Lost	2-1	0-0
Penalties/Yards	6-42	6-50

A—37,981

INDIVIDUAL LEADERS

RUSHING—Dallas: Spikes 11-77, McClinton 24-70, Haynes 14-26, Dawson 5-26

Houston: Tolar 17-58, Cannon 11-37, Smith 2-3

PASSING—Dallas: Dawson 14-9-0, 88 yards, 1 TD

Houston: Blanda 46-23-5, 261 yards, 1 TD

RECEIVING—Dallas: Haynes 3-45, Spikes 2-24, Arbanas 2-21, McClinton 1-4

Houston: Dewveall 6-95, Cannon 6-54, McLeod 5-70, Hennigan 3-39

AFL CHAMPIONSHIP GAME — 1967 OAKLAND 40, HOUSTON 7

Alameda County Coliseum, Oakland — December 31, 1967

Houston	0	0	0	7	7
Oakland	3	14	10	13	40

Oakland—Blanda 37 field goal

Oakland—Dixon 69 run (Blanda kick)

Oakland—Kocourek 17 pass from
Lamonica (Blanda kick)

Oakland—Lamonica 1 run (Blanda kick)

Oakland—Blanda 40 field goal

Oakland—Blanda 42 field goal

Houston—Frazier 5 pass from Beathard
(Wittenborn kick)

Oakland—Blanda 36 field goal

Oakland—Miller 12 pass from Lamonica
(Blanda kick)

	Hou.	Oak.
First Downs	11	18
Rushes-Yards	22-38	48-263
Passing Yards	108	101
Total Yards	146	364
Had QB Sacked	3-34	1-10
Passes	35-15-1	26-10-4
Punts	11-38.6	4-44.3
Fumbles/Lost	4-2	0-0
Penalties/Yards	7-45	4-69

A—53,330

INDIVIDUAL LEADERS

RUSHING—Houston: Granger 14-19, Campbell 6-15, Blanks 1-6, Beathard 1-(-2)

Oakland: Dixon 21-144, Banaszak 15-116, Lamonica 5-22, Hagberg 2-(-1)

PASSING—Houston: Beathard 35-15-1, 142 yards, 1 TD

Oakland: Lamonica 24-10-0, 111 yards, 2 TDs; Blanda 2-0-0, 0 yards, 0 TD

RECEIVING—Houston: Frazier 7-81, Reed 4-60, Campbell 2-5, Taylor 1-6

Oakland: Miller 3-32, Cannon 2-31, Biletnikoff 2-19, Kocourek 1-17

AFL PLAYOFF GAME — 1969 OAKLAND 56, HOUSTON 7

Alameda County Coliseum, Oakland — December 21, 1969

Houston	0	0	0	7	7
Oakland	28	7	14	7	56

Oakland—Biletnikoff 13 pass from
Lamonica (Blanda kick)

Oakland—Atkinson 57 interception return
(Blanda kick)

Oakland—Sherman 24 pass from
Lamonica (Blanda kick)

Oakland—Biletnikoff 31 pass from

Lamonica (Blanda kick)		Hou.	Oak.
Oakland —Smith 60 pass from	First Downs	14	17
Lamonica (Blanda kick)	Rushes-Yards	19-28	37-110
Oakland —Sherman 23 pass from	Passing Yards	169	302
Lamonica (Blanda kick)	Total Yards	197	412
Oakland —Cannon 3 pass from Lamonica	Had QB Sacked	6-40	1-7
(Blanda kick)	Passes	46-18-3	22-14-3
Houston —Reed 8 pass from Beathard	Punts	11-41.4	5-42.0
(Gerela kick)	Fumbles/Lost	3-2	3-1
Oakland —Hubbard 4 run (Blanda kick)	Penalties/Yards	3-48	7-63

A—53,539

INDIVIDUAL LEADERS

RUSHING—Houston: Granger 14-29, LeVias 1-4, Campbell 1-0, Beathard 3-(-5)

Oakland: Dixon 13-48, Todd 8-31, Hubbard 6-19, Hagberg 2-9

PASSING—Houston: Beathard 46-18-3, 209 yards, 1 TD

Oakland: Lamonica 17-13-1, 276 yards, 6 TDs; Blanda 5-1-2, 33 yards, 0 TD

RECEIVING—Houston: Reed 7-81, Bierne 5-48, Granger 3-31, Haik 2-42

Oakland: Smith 4-103, Sherman 4-60, Biletnikoff 3-70, Todd 1-40

AFC WILD CARD PLAYOFF GAME — 1978 HOUSTON 17, MIAMI 9

Orange Bowl, Miami — December 24, 1978

Houston	7	0	0	10	17		Hou.	Mia.
Miami	7	0	0	2	9	First Downs	23	14
						Rushes-Yards	45-165	25-91
Miami —Tillman 13 pass from Giese						Passing Yards	290	118
(Yepremian kick)						Total Yards	455	209
Houston —T. Wilson 13 pass from Pastorini						Had QB Sacked	2-16	2-19
(Fritsch kick)						Passes	30-20-0	30-12-3
Houston —Fritsch 27 field goal						Punts	5-44.0	5-48.6
Houston —Campbell 1 run (Fritsch kick)						Fumbles/Lost	3-1	2-2
Miami —Team safety (Pastorini runs out						Penalties/Yards	5-37	1-5
of end zone)								

A—70,036

INDIVIDUAL LEADERS

RUSHING—Houston: Campbell 26-84, T. Wilson 14-76, Poole 1-12, Coleman 1-2

Miami: L. Harris 9-43, Williams 13-41, N. Moore 1-7, Bulaich 2-0

PASSING—Houston: Pastorini 29-20-0, 306 yards, 1 TD; Barber 1-0-0, 0 yards, 0 TD

Miami: Giese 28-11-2, 114 yards, 1 TD; Strock 2-1-1, 23 yards, 0 TD

RECEIVING—Houston: Burrough 6-103, T. Wilson 5-40, Barber 4-112, Woods 2-22

Miami: D. Harris 4-42, N. Moore 2-28, Tillman 2-24, Bulaich 2-14

AFC DIVISIONAL PLAYOFF GAME — 1978 HOUSTON 31, NEW ENGLAND 14

Schaefer Stadium, Foxboro, Mass. — December 31, 1978

Houston	0	21	3	7	31		Hou.	N.E.
New England	0	0	7	7	14	First Downs	21	15
						Rushes-Yards	54-174	20-83
Houston —Burrough 71 pass from Pastorini						Passing Yards	170	180
(Fritsch kick)						Total Yards	344	263
Houston —Barber 19 pass from Pastorini						Had QB Sacked	3-30	4-26
(Fritsch kick)						Passes	15-12-1	35-16-3
Houston —Barber 13 pass from Pastorini						Punts	5-54.8	4-43.3
(Fritsch kick)						Fumbles/Lost	1-0	2-0
Houston —Fritsch 30 field goal						Penalties/Yards	2-25	8-92
New England —Jackson 24 pass from								
Johnson (Posey kick)								
New England —Francis 24 pass from								
Owen (Posey kick)								
Houston —Campbell 2 run (Fritsch kick)								

A—61,297

INDIVIDUAL LEADERS

RUSHING—Houston: Campbell 27-118, T. Wilson 14-26, Coleman 7-19, Poole 3-7

New England: Cunningham 10-42, Grogan 1-16, Johnson 6-14, Ivory 3-11

PASSING—Houston: Pastorini 15-12-1, 200 yards, 3 TDs

New England: Owen 22-12-1, 144 yards, 1 TD; Grogan 12-3-2, 38 yards, 0 TD;

Johnson 1-1-0, 24 yards, 1 TD

RECEIVING—Houston: Barber 5-83, Burrough 3-91, Caster 2-12, Campbell 1-10

New England: Francis 8-101, Cunningham 3-28, Morgan 2-37, Johnson 2-16

AFC CHAMPIONSHIP GAME — 1978

PITTSBURGH 34, HOUSTON 5

Three Rivers Stadium, Pittsburgh — January 7, 1979

Houston	0	3	2	0	5
Pittsburgh	14	17	3	0	34

Pittsburgh—Harris 7 run (Gerela kick)
Pittsburgh—Bleier 17 run (Gerela kick)
Houston—Fritsch 19 field goal
Pittsburgh—Swann 29 pass from
 Bradshaw (Gerela kick)
Pittsburgh—Stallworth 17 pass from
 Bradshaw (Gerela kick)
Pittsburgh—Gerela 37 field goal
Pittsburgh—Gerela 22 field goal
Houston—Washington safety (tackled Bleier)

	Hou.	Pitt.
First Downs	10	21
Rushes-Yards	26-72	47-179
Passing Yards	70	200
Total Yards	142	379
Had QB Sacked	4-26	0-0
Passes	26-12-5	19-11-2
Punts	6-39.5	1-53.0
Fumbles/Lost	6-4	6-3
Penalties/Yards	5-48	4-32

A—49,417

INDIVIDUAL LEADERS

RUSHING—Houston: Campbell 22-62, Woods 1-9, T. Wilson 2-6, Coleman 1-(-5)
 Pittsburgh: Harris 20-51, Bleier 10-45, Bradshaw 7-29, Delopaine 3-28
PASSING—Houston: Pastorini 26-12-5, 96 yards, 0 TD
 Pittsburgh: Bradshaw 19-11-2, 200 yards, 2 TDs
RECEIVING—Houston: Caster 5-44, T. Wilson 5-33, Coleman 1-15, Campbell 1-4
 Pittsburgh: Swann 4-98, Bleier 4-42, Grossman 2-43, Stallworth 1-17

AFC WILD CARD PLAYOFF GAME — 1979

HOUSTON 13, DENVER 7

Astrodome, Houston — December 23, 1979

Denver	7	0	0	0	7
Houston	3	7	0	3	13

Houston—Fritsch 31 field goal
Denver—Preston 7 pass from Morton
 (Turner kick)
Houston—Campbell 3 run (Fritsch kick)
Houston—Fritsch 20 field goal

	Den.	Hou.
First Downs	17	15
Rushes-Yards	32-112	42-135
Passing Yards	104	147
Total Yards	216	282
Had QB Sacked	6-40	1-11
Passes	27-14-1	22-10-2
Punts	5-45.2	5-43.2
Fumbles/Lost	1-0	0-0
Penalties/Yards	7-70	2-19

A—48,776

INDIVIDUAL LEADERS

RUSHING—Denver: Armstrong 12-51, Canada 4-29, Preston 9-24, Jensen 4-5
 Houston: Carpenter 16-59, Campbell 16-50, T. Wilson 8-21, Coleman 2-5
PASSING—Denver: Morton 27-14-1, 144 yards, 1 TD
 Houston: Pastorini 18-8-1, 149 yards, 0 TD; Nielsen 4-2-1, 9 yards, 0 TD
RECEIVING—Denver: Preston 4-40, Moses 3-47, Armstrong 2-22, Odom 2-3
 Houston: T. Wilson 4-53, Carpenter 3-26, Coleman 1-41, Barber 1-31

AFC DIVISIONAL PLAYOFF GAME — 1979

HOUSTON 17, SAN DIEGO 14

San Diego Stadium, San Diego — December 29, 1979

Houston	0	10	7	0	17
San Diego	7	0	7	0	14

San Diego—C. Williams 1 run (Wood kick)
Houston—Fritsch 26 field goal
Houston—Clark 1 run (Fritsch kick)
San Diego—Mitchell 8 run (Wood kick)
Houston—Renfro 47 pass from Nielsen
 (Fritsch kick)

	Hou.	S.D.
First Downs	15	25
Rushes-Yards	40-148	19-63
Passing Yards	111	317
Total Yards	259	380
Had QB Sacked	0-0	2-16
Passes	19-10-1	47-25-5
Punts	6-40.7	2-32.0
Fumbles/Lost	0-0	0-0
Penalties/Yards	5-45	6-30

A—51,192

INDIVIDUAL LEADERS

RUSHING—Houston: Carpenter 18-67, T. Wilson 11-39, Clark 9-30, Nielsen 2-12
 San Diego: Mitchell 8-33, C. Williams 11-30
PASSING—Houston: Nielsen 19-10-1, 111 yards, 1 TD
 San Diego: Fouts 47-25-5, 333 yards, 0 TD
RECEIVING—Houston: Carpenter 4-23, T. Wilson 3-16, Renfro 1-47, Coleman 1-13
 San Diego: Klein 5-41, Joiner 4-81, Jefferson 4-70, C. Williams 4-30

AFC CHAMPIONSHIP GAME — 1979 PITTSBURGH 27, HOUSTON 13

Three Rivers Stadium, Pittsburgh — January 6, 1980

Houston	7	3	0	3	13
Pittsburgh	3	14	0	10	27

Houston—Perry 75 interception return (Fritsch kick)

Pittsburgh—Bahr 21 field goal

Houston—Fritsch 27 field goal

Pittsburgh—Cunningham 16 pass from Bradshaw (Bahr kick)

Pittsburgh—Stallworth 20 pass from Bradshaw (Bahr kick)

Houston—Fritsch 23 field goal

Pittsburgh—Bahr 39 field goal

Pittsburgh—Bleier 4 run (Bahr kick)

Hou.	Pitt.
First Downs	11 22
Rushes-Yards	22-24 36-161
Passing Yards	203 197
Total Yards	227 358
Had QB Sacked	1-9 3-22
Passes	29-20-1 30-18-1
Punts	4-30.0 3-51.0
Fumbles/Lost	4-2 1-1
Penalties/Yards	2-10 5-34

A—50,475

INDIVIDUAL LEADERS

RUSHING—Houston: Campbell 17-15, Wilson 4-9, Caster 1-0

Pittsburgh: Harris 21-85, Bleier 13-52, Bradshaw 1-25, Thornton 1-(-1)

PASSING—Houston: Pastorini 28-19-1, 203 yards, 0 TD; Nielsen 1-1-0, 9 yards, 0 TD

Pittsburgh: Bradshaw 30-18-1, 219 yards, 2 TDs

RECEIVING—Houston: Wilson 7-60, Carpenter 5-23, Renfro 3-52, Coleman 2-46

Pittsburgh: Harris 6-50, Swann 4-64, Stallworth 3-52, Bleier 3-39

AFC WILD CARD PLAYOFF GAME — 1980 OAKLAND 27, HOUSTON 7

Alameda County Coliseum, Oakland — December 28, 1980

Houston	7	0	0	0	7
Oakland	3	7	0	17	27

Oakland—Bahr 47 field goal

Houston—Campbell 1 run (Fritsch kick)

Oakland—Christensen 2 pass from Plunkett (Bahr kick)

Oakland—Whittington 44 pass from Plunkett (Bahr kick)

Oakland—Bahr 37 field goal

Oakland—Hayes 20 interception return (Bahr kick)

Hou.	Oak.
First Downs	18 12
Rushes-Yards	33-97 35-111
Passing Yards	178 139
Total Yards	275 250
Had QB Sacked	7-65 3-29
Passes	27-15-2 23-8-1
Punts	9-44.0 9-51.1
Fumbles/Lost	1-1 2-0
Penalties/Yards	8-64 14-91

A—52,762

INDIVIDUAL LEADERS

RUSHING—Houston: Campbell 27-91, Carpenter 5-9, T. Wilson 1-(-3)

Oakland: King 13-55, Van Eeghen 14-46, Whittington 5-11, Jensen 2-0

PASSING—Houston: Stabler 26-15-2, 243 yards, 0 TD; Campbell 1-0-0, 0 yards, 0 TD

Oakland: Plunkett 23-8-1, 168 yards, 2 TDs

RECEIVING—Houston: Barber 4-83, Renfro 3-69, Casper 3-31, Carpenter 3-26

Oakland: Whittington 2-64, Chester 2-12, King 1-37, Branch 1-33

AFC WILD CARD PLAYOFF GAME — 1987 HOUSTON 23, SEATTLE 20 (Overtime)

Astrodome, Houston — January 3, 1988

Seattle	7	3	3	7	0	20
Houston	3	10	7	0	3	23

Seattle—Largent 20 pass from Krieg (Johnson kick)

Houston—Zendejas 47 field goal

Houston—Rozier 1 run (Zendejas kick)

Houston—Zendejas 49 field goal

Seattle—Johnson 33 field goal

Seattle—Johnson 41 field goal

Houston—Drewrey 29 pass from Moon (Zendejas kick)

Seattle—Largent 12 pass from Krieg (Johnson kick)

Houston—Zendejas 42 field goal

Sea.	Hou.
First Downs	11 27
Rushes-Yards	11-29 50-178
Passing Yards	221 259
Total Yards	250 437
Had QB Sacked	2-16 2-14
Passes	39-16-0 32-21-1
Punts	7-44.3 3-35.0
Fumbles/Lost	1-1 2-1
Penalties/Yards	3-20 4-25

A—49,622

INDIVIDUAL LEADERS

RUSHING—Seattle: Williams 7-27, Morris 4-2

Houston: Highsmith 12-74, Rozier 21-66, Pinkett 11-29, Wallace 2-11

PASSING—Seattle: Krieg 38-16-0, 237 yards, 2 TDs; Williams 1-0-0, 0 yards, 0 TD

Houston: Moon 32-21-1, 273 yards, 1 TD

RECEIVING—Seattle: Largent 7-132, Butler 3-73, Skansi 2-13, Williams 2-5

Houston: Givins 7-89, Hill 6-84, Drewrey 3-62, Highsmith 2-17

AFC DIVISIONAL PLAYOFF GAME — 1987 **DENVER 34, HOUSTON 10**

Mile High Stadium, Denver — January 10, 1988

Houston	0	3	0	7	10
Denver	14	10	3	7	34

Denver—Lang 1 run (Karlis kick)

Denver—Kay 27 pass from Elway (Karlis kick)

Denver—Karlis 43 field goal

Houston—Zendejas 46 field goal

Denver—Kay 1 pass from Elway (Karlis kick)

Denver—Karlis 23 field goal

Houston—Givins 19 pass from Moon

(Zendejas kick)

Denver—Elway 3 run (Karlis kick)

	Hou.	Den.
First Downs	20	19
Rushes-Yards	26-73	29-61
Passing Yards	264	255
Total Yards	337	316
Had QB Sacked	0-0	1-4
Passes	43-24-2	25-14-1
Punts	3-44.7	2-46.0
Fumbles/Lost	2-1	0-0
Penalties/Yards	10-73	4-35

A—75,968

INDIVIDUAL LEADERS

RUSHING—Houston: Rozier 9-25, Pinkett 6-20, Moon 5-15, Highsmith 5-13

Denver: Winder 13-46, Sewell 5-9, Elway 4-8, Bell 2-7

PASSING—Houston: Moon 43-24-2, 264 yards, 1 TD

Denver: Elway 25-14-1, 259 yards, 2 TDs

RECEIVING—Houston: Givins 6-84, Hill 5-93, Duncan 4-32, Highsmith 4-20

Denver: Johnson 4-105, Kay 3-57, Sewell 3-41, Lang 1-25

AFC WILD CARD PLAYOFF GAME — 1988 **HOUSTON 24, CLEVELAND 23**

Cleveland Stadium, Cleveland — December 24, 1988

Houston	7	7	0	10	24
Cleveland	3	6	7	7	23

Cleveland—Bahr 33 field goal

Houston—Pinkett 14 pass from Moon

(Zendejas kick)

Houston—Pinkett 16 run (Zendejas kick)

Cleveland—Bahr 26 field goal

Cleveland—Bahr 28 field goal

Cleveland—Slaughter 14 pass from Pagel

(Bahr kick)

Houston—White 1 run (Zendejas kick)

Houston—Zendejas 49 field goal

Cleveland—Slaughter 2 pass from Pagel

(Bahr kick)

	Hou.	Clev.
First Downs	19	19
Rushes-Yards	35-129	26-68
Passing Yards	205	192
Total Yards	334	260
Had QB Sacked	1-8	0-0
Passes	26-16-3	28-19-1
Punts	3-37.7	3-35.3
Fumbles/Lost	2-0	1-1
Penalties/Yards	13-118	9-75

A—74,977

INDIVIDUAL LEADERS

RUSHING—Houston: Pinkett 14-82, White 12-30, Moon 6-16, Highsmith 2-3

Cleveland: Byner 9-57, Mack 12-14, Strock 1-0, Pagel 1(-1)

PASSING—Houston: Moon 26-16-3, 213 yards, 1 TD

Cleveland: Pagel 25-17-1, 179 yards, 2 TDs; Strock 3-2-0, 13 yards, 0 TD

RECEIVING—Houston: Hill 5-73, Jeffires 3-52, Duncan 2-33, Pinkett 2-24

Cleveland: Langhorne 6-57, Slaughter 5-58, Byner 3-10, Brennan 2-34

AFC DIVISIONAL PLAYOFF GAME — 1988 **BUFFALO 17, HOUSTON 10**

Rich Stadium, Buffalo — January 1, 1989

Houston	0	3	0	7	10
Buffalo	0	7	7	3	17

Buffalo—Riddick 1 run (Norwood kick)

Houston—Zendejas 35 field goal

Buffalo—Thomas 11 run (Norwood kick)

Buffalo—Norwood 27 field goal

Houston—Rozier 1 run (Zendejas kick)

	Hou.	Buff.
First Downs	20	18
Rushes-Yards	26-125	29-135
Passing Yards	226	237
Total Yards	351	372
Had QB Sacked	2-14	1-7
Passes	33-17-1	33-19-1
Punts	6-37.2	4-39.3
Fumbles/Lost	5-2	1-0
Penalties/Yards	8-60	8-57

A—79,532

INDIVIDUAL LEADERS

RUSHING—Houston: Highsmith 5-57, Rozier 13-44, Pinkett 3-13, Moon 5-11

Buffalo: Thomas 7-75, Mueller 7-24, Kelly 3-18, Riddick 9-12

PASSING—Houston: Moon 33-17-1, 240 yards, 0 TD

Buffalo: Kelly 33-19-1, 244 yards, 0 TD

RECEIVING—Houston: Jeffries 5-78, Hill 4-62, Harris 2-44, Pinkett 2-21

Buffalo: Reed 6-91, Harmon 5-58, Burkett 3-55, T. Johnson 3-31

AFC WILD CARD PLAYOFF GAME — 1989 PITTSBURGH 26, HOUSTON 23 (Overtime)

Astrodome, Houston — December 31, 1989

Pittsburgh	7	3	3	10	3	26
Houston	0	6	3	14	0	23

Pittsburgh—Worley 9 run (Anderson kick)

Houston—Zendejas 26 field goal

Houston—Zendejas 35 field goal

Pittsburgh—Anderson 25 field goal

Houston—Zendejas 26 field goal

Pittsburgh—Anderson 30 field goal

Pittsburgh—Anderson 48 field goal

Houston—Givins 18 pass from Moon
(Zendejas kick)

Houston—Givins 9 pass from Moon
(Zendejas kick)

Pittsburgh—Hoge 2 run (Anderson kick)

Pittsburgh—Anderson 50 field goal

	Pitt.	Hou.
First Downs	17	22
Rushes-Yards	30-177	25-65
Passing Yards	112	315
Total Yards	289	380
Had QB Sacked	1-15	0-0
Passes	33-15-0	48-29-0
Punts	6-25.3	4-33.0
Fumbles/Lost	1-1	3-2
Penalties/Yards	5-40	8-45

A—58,306

INDIVIDUAL LEADERS

RUSHING—Pittsburgh: Hoge 17-100, Worley 11-54, Stone 1-22

Houston: Pinkett 8-26, White 7-13, Moon 3-12, Rozier 5-12

PASSING—Pittsburgh: Brister 33-15-0, 127 yards, 0 TD

Houston: Moon 48-29-0, 315 yards, 2 TDs

RECEIVING—Pittsburgh: Worley 4-23, Mularkey 3-40, Hoge 3-26, Lipps 3-24

Houston: Givins 11-136, Hill 6-98, Pinkett 3-24, Highsmith 3-21, Jeffries 3-16

AFC WILD CARD PLAYOFF GAME — 1990 CINCINNATI 41, HOUSTON 14

Riverfront Stadium, Cincinnati — January 6, 1991

Houston	0	0	7	7	14
Cincinnati	10	10	14	7	41

Cincinnati—Woods 1 run (Breech kick)

Cincinnati—Breech 27 field goal

Cincinnati—Green 2 pass from Esiason
(Breech kick)

Cincinnati—Breech 30 field goal

Cincinnati—Ball 3 run (Breech kick)

Cincinnati—Esiason 10 run (Breech kick)

Houston—Givins 16 pass from Carlson
(Garcia kick)

Cincinnati—Kattus 9 pass from Esiason
(Breech kick)

Houston—Givins 5 pass from Carlson
(Garcia kick)

	Hou.	Cin.
First Downs	13	24
Rushes-Yards	13-67	44-187
Passing Yards	159	162
Total Yards	226	349
Had QB Sacked	1-6	0-0
Passes	33-16-1	25-15-0
Punts	6-42.6	3-45.0
Fumbles/Lost	2-1	1-0
Penalties/Yards	5-33	4-40

A—60,012

INDIVIDUAL LEADERS

RUSHING—Houston: Pinkett 5-43, Carlson 4-22

Cincinnati: Esiason 5-57, Green 11-55, Brooks 6-17

PASSING—Houston: Carlson 33-16-1, 165 yards, 2 TDs

Cincinnati: Esiason 20-14-0, 150 yards, 2 TDs; Wilhelm 5-1-0, 12 yards, 0 TDs

RECEIVING—Houston: Givins 6-60, Harris 4-37, Jeffries 2-33

Cincinnati: Holman 2-51, McGee 2-23, Kattus 2-19

AFC WILD CARD PLAYOFF GAME — 1991

HOUSTON 17, NEW YORK JETS 10

Astrodome, Houston — December 29, 1991

New York	0	10	0	0	10
Houston	7	7	0	3	17

Houston—Givins 5 pass from Moon
(Del Greco kick)

New York—Toon 10 pass from O'Brien
(Allegre kick)

Houston—Givins 20 pass from Moon
(Del Greco kick)

New York—Allegre 33 field goal

Houston—Del Greco 53 field goal

	N.Y.	Hou.
First Downs	18	21
Rushes-Yards	23-71	20-71
Passing Yards	214	232
Total Yards	285	303
Had QB Sacked	1-7	4-39
Passes	31-21-3	40-28-1
Punts	2-36.0	2-44.5
Fumbles/Lost	0-0	3-1
Penalties/Yards	5-45	8-55

A—61,485

INDIVIDUAL LEADERS

RUSHING—New York: Hector 12-46, Baxter 5-14, O'Brien 2-10

Houston: White 17-65, Moon 3-6

PASSING—New York: O'Brien 31-21-3, 221 yards, 1 TD

Houston: Moon 40-28-1, 271 yards, 2 TDs

RECEIVING—New York: Toon 8-96, Moore 4-70, McNeil 4-23, Boyer 3-20

Houston: Hill 9-77, Givins 6-83, Jeffires 4-49, White 4-31, Duncan 4-24

AFC DIVISIONAL PLAYOFF GAME — 1991

DENVER 26, HOUSTON 24

Mile High Stadium, Denver — January 4, 1992

Houston	14	7	0	3	24
Denver	6	7	3	10	26

Houston—Jeffires 15 pass from Moon
(Del Greco kick)

Houston—Hill 9 pass from Moon
(Del Greco kick)

Denver—Johnson 10 pass from Elway
(kick failed)

Houston—Duncan 6 pass from Moon
(Del Greco kick)

Denver—Lewis 1 run (Treadwell kick)

Denver—Treadwell 49 field goal

Houston—Del Greco 25 field goal

Denver—Lewis 1 run (Treadwell kick)

Denver—Treadwell 28 field goal

	Hou.	Den.
First Downs	23	26
Rushes-Yards	19-97	31-151
Passing Yards	325	267
Total Yards	422	418
Had QB Sacked	0-0	0-0
Passes	36-27-1	34-20-1
Punts	1-44.0	2-40.5
Fumbles/Lost	0-0	3-0
Penalties/Yards	13-85	6-70

A—75,301

INDIVIDUAL LEADERS

RUSHING—Houston: White 17-79, Moon 2-18

Denver: Green 17-59, Sewell 4-48, Elway 6-39

PASSING—Houston: Moon 36-27-1, 325 yards, 3 TDs

Denver: Elway 33-19-1, 257 yards, 1 TD; Sewell 1-1-0, 10 yards, 0 TD

RECEIVING—Houston: Jeffires 7-99, Givins 6-111, Duncan 6-40, White 5-35, Hill 2-21

Denver: Johnson 5-78, Young 4-85, Sewell 3-28, Sharpe 3-20

AFC WILD CARD PLAYOFF GAME — 1992

BUFFALO 41, HOUSTON 38 (Overtime)

Rich Stadium, Buffalo — January 3, 1993

Houston	7	21	7	3	0	38
Buffalo	3	0	28	7	3	41

Houston—Jeffires 3 pass from Moon
(Del Greco kick)

Buffalo—Christie 36 field goal

Houston—Slaughter 7 pass from Moon
(Del Greco kick)

Houston—Duncan 26 pass from Moon
(Del Greco kick)

Houston—Jeffires 27 pass from Moon
(Del Greco kick)

Houston—McDowell 58 interception return
(Del Greco kick)

Buffalo—K. Davis 1 run (Christie kick)

Buffalo—Beebe 38 pass from Reich
(Christie kick)

	Hou.	Buff.
First Downs	27	19
Rushes-Yards	22-82	26-98
Passing Yards	347	268
Total Yards	429	366
Had QB Sacked	4-24	3-21
Passes	50-36-2	34-21-1
Punts	2-24.5	2-35.0
Fumbles/Lost	2-0	0-0
Penalties/Yards	4-30	4-30

A—75,141

Buffalo—Reed 26 pass from Reich

(Christie kick)

Buffalo—Reed 18 pass from Reich

(Christie kick)

Buffalo—Reed 17 pass from Reich

(Christie kick)

Houston—Del Greco 26 field goal

Buffalo—Christie 32 field goal

INDIVIDUAL LEADERS

RUSHING—Houston: White 19-75, Moon 2-7, Gr. Montgomery 1-0

Buffalo: K. Davis 13-68, Thomas 11-26, Gardner 1-5, Reich 1-(-1)

PASSING—Houston: Moon 50-36-2, 371 yards, 4 TDs

Buffalo: Reich 3-4-21-1, 289 yards, 4 TDs

RECEIVING—Houston: Givins 9-117, Jeffires 8-98, Slaughter 8-73, Duncan 8-57

Buffalo: Reed 8-136, Beebe 4-64, Metzelaars 3-43, K. Davis 2-25, Lofton 2-24

AFC DIVISIONAL PLAYOFF GAME — 1993 KANSAS CITY 28, HOUSTON 20

Astrodome, Houston — January 16, 1994

Kansas City	0	0	7	21	28
Houston	10	0	0	10	20

Houston—Del Greco 49 field goal

Houston—G. Brown 2 run (Del Greco kick)

Kansas City—Cash 7 pass from Montana

(Lowery kick)

Houston—Del Greco 43 field goal

Kansas City—Birden 11 pass from Montana

(Lowery kick)

Kansas City—Davis 18 pass from Montana

(Lowery kick)

Houston—Givins 7 pass from Moon

(Del Greco kick)

Kansas City—Allen 21 run (Lowery kick)

	K.C.	Hou.
First Downs	18	19
Rushes-Yards	18-71	14-39
Passing Yards	283	238
Total Yards	354	277
Had QB Sacked	2-16	9-68
Passes	38-22-2	43-32-1
Punts	5-45.0	5-48.6
Fumbles/Lost	0-0	7-2
Penalties/Yards	7-51	3-63

A—64,011

INDIVIDUAL LEADERS

RUSHING—Kansas City: Allen 14-74, Anders 1-0, Montana 1-(-1), Krieg 2-(-2)

Houston: Moon 3-22, G. Brown 11-17

PASSING—Kansas City: Montana 38-22-2, 299 yards, 3 TDs

Houston: Moon 43-32-1, 306 yards, 1 TD

RECEIVING—Kansas City: Birden 6-60, Davis 5-96, Cash 4-80, Barnett 2-24, McNair 2-9,

Allen 1-12, Hayes 1-9, Jones 1-9

Houston: Jeffires 9-88, Givins 7-63, Wellman 6-80, Duncan 6-49, G. Brown 4-26



HISTORICAL HIGHLIGHTS

1959

August 3—K.S. "Bud" Adams, Jr., announces Houston's entry into the American Football League.

August 15—AFL formally organized with six cities—Los Angeles, New York, Denver, Dallas, Houston and Minneapolis-St Paul.

October 31—Adams names the team "Oilers"—"for sentimental and social reasons."

November 22—AFL conducts first player draft. Oilers select Heisman Trophy winner Billy Cannon of LSU.

December 8—Oilers sign first players, Don Hitt and Tony Banfield, both of Oklahoma State.

1960

January 1—Oilers sign their first draft choice in LSU's Billy Cannon.

January 3—Oilers name former Cleveland great Lou Rymkus as first head coach.

February 20—Oilers sign veteran pro quarterback George Blanda.

March 8—Houston School Board approves lease of Jeppesen Stadium to K.S. "Bud" Adams, Jr., and gives permission to increase seating capacity from 22,000 to 36,000.

June 21—Court rules that Billy Cannon will play with the Houston Oilers.

July 15—Houston opens first training camp at the University of Houston with daily practices to be held at Busch Field during season.

August 6—Oilers lose 27-10 to Dallas Texans in first preseason game at Tulsa.

August 20—Oilers defeat Denver 42-3 before 18,500 in home debut at Jeppesen.

September 11—Oilers win first regular season contest 37-22 over Oakland at San Francisco. Charles Hennigan scores first Oiler TD on a 43-yard pass from George Blanda. Dave Smith scores first Oiler rushing TD on 8-yard run.

December 11—Oilers clinch AFL Eastern Division title with 31-23 win over Buffalo at Houston.

December 29—Lou Rymkus named AFL's first Coach of the Year.

1961

January 1—Oilers win first AFL Championship by defeating Los Angeles Chargers 24-16 before 32,000 fans at Jeppesen Stadium. Billy Cannon is named game's MVP; Blanda completes 16 of 32 passes for 301 yards and three TDs. Winning players share: \$1,016.42.

September 9—Oilers open regular season with a 55-0 rout of Oakland at Jeppesen despite threats from Hurricane Carla.

October 16—Wally Lemm replaces Lou Rymkus as head coach after Oilers open with 1-3-1 record.

October 22—Oilers defeat Dallas Texans 38-7 in first outing under Wally Lemm. George Blanda comes off the bench to throw three TD passes, kick 53-yard field goal and three PAT's.

October 29—George Blanda sets AFL passing record with 464 yards on 18 of 32 for four TDs as Oilers win 28-16 at Buffalo.

November 19—George Blanda throws seven touchdown passes against New York in 49-13 win to set AFL-record and the all-time pro record.

December 3—Oilers defeat previously unbeaten San Diego 33-13 before Houston's largest crowd, 37,845. Charles Hennigan catches 10 passes for 214 yards and three TDs. George Blanda hits on 20 of 34 attempts for 351 yards and four TDs and kicks AFL-record 55-yard field goal.

December 17—Oilers win second straight Eastern Division crown by beating Oakland 47-16 in Oakland. Oilers become first pro team in history to score over 500 points in one season with 513 points in 14 games.

December 20—Wally Lemm is named AFL Coach of the Year.

December 23—George Blanda is named AFL Player of the Year.

December 24—Oilers win second straight AFL title, defeating Chargers 10-3 at San Diego. Billy Cannon wins MVP award for second straight year. Winning players share: \$1,724.00.

1962

February 23—Wally Lemm resigns to become the head coach of St. Louis Cardinals.

March 5—Oilers name Frank "Pop" Ivy as head coach.

September 16—Oilers lose to Boston 34-21 in first pro game in historic Harvard Stadium.

October 14—Oilers set AFL scoring record with 56-17 win over New York as George Blanda throws six TD passes.

December 15—Oilers win third consecutive Eastern Division title with 44-10 victory over New York. Charlie Tolar gets 107 yards on 18 carries to become the first Oiler back to gain over 1,000 yards in a season. Oilers compile best regular season record in club's history with 11-3 mark.

December 23—Oilers lose AFL title to Dallas Texans 20-17 in historic six-quarter game.

1963

December 15—Oilers lose 52-49 at Boston in "Pop" Ivy's final game as head coach.

1964

March 1—Oilers announce building of a new training site at Fannin and Braeswood.

June 2—Frank "Pop" Ivy relieved of head coach-general manager duties. "Bud" Adams names Sammy Baugh as head coach and Carroll Martin as general manager.

July 15—Oilers open training camp at new site—Fannin and Braeswood.

September 13—Rookie Sid Blanks sets AFL record with 91-yard TD run against New York at Houston.

December 18—Sammy Baugh resigns as Oiler head coach.

December 20—Oilers play final game in Jeppesen Stadium, defeating Denver 34-15 to end season with 4-10 record. Charles Hennigan catches 101st pass of season to set new all-time pro record.

December 22—Hugh "Bones" Taylor named Oiler head coach as Sammy Baugh stays on staff as assistant.

1965

June 5—Oilers announce they will not play in Harris County Dome Stadium because of "unrealistic lease agreement." Sign five-year lease with Rice University for use of Rice Stadium.

1966

January 13—K.S. "Bud" Adams, Jr., names Don Klosterman as Oilers' Executive Vice-President and General Manager.

January 29—Wally Lemm is named Oiler Head Coach by Dan Klosterman.

June 8—Oilers sign Ernie Ladd; Commissioner awards Willie Frazier and Pete Jaquess to San Diego in compensation.

June 9—The AFL and NFL announce plans to merge into one league by 1970. Common draft and championship game are scheduled immediately.

September 3—Oilers open regular season play with 45-7 home victory over the Denver Broncos. Denver was held to no first downs, an AFL record.

1967

March 14—First common draft between AFL and NFL; Oilers take Michigan State All-America George Webster as their No. 1 choice.

April 2—Oilers announce they will hold 1967 training camp at Schreiner Institute in Kerrville, Texas. Only third time in history Oilers will have trained outside Houston.

December 17—Oilers clinch Eastern Division title with 24-17 win over San Diego at Rice Stadium and become first team to go from cellar to division title in one season, a feat accomplished with 15 rookies on the squad.

December 20—Four Oilers are named to ALL-AFL team. DE Pat Holmes, CB Miller Farr, G Bob Talamini and rookie LB George Webster named to AFL elite unit.

December 23—Oiler LB George Webster is unanimous choice as AFL's Defensive Rookie of the Year.

December 31—Oakland Raiders break open close game in second quarter and wallop Oilers 40-7 in AFL Championship Game. Only Oiler TD comes in fourth quarter on pass from Pete Beathard to Charles Frazier.

1968

February 10—Oiler owner K.S. "Bud" Adams, Jr., announces that Oilers will move to the Harris County Dome Stadium for the 1968 season. Contract with Rice will be settled.

1969

January 25—Oiler LB George Webster is one of four AFL players named to Pro Football Writers Association's first combined All-Pro team.

April 15—Jim Norton, last of the original Houston Oilers, announces his retirement after nine years and Oiler owner K.S. "Bud" Adams, Jr., retires his #43 jersey.

December 14—Oilers need victory over Boston in Astrodome to assure playoff spot as runner-up team in Eastern Division despite 5-6-2 record. Oilers come from behind to take 27-23 triumph.

December 21—Oilers lose bid for championship in 56-7 loss to Oakland in playoff game. Daryle Lamonica hurls six TD passes for Raiders.

1970

January 15—Oiler LB George Webster named to Pro Football Hall of Fame's All-Time AFL defensive unit. The three-year Oiler veteran was youngest player named to the team.

June 30—Oiler veterans join NFL Players Association strike. Owners bar veterans from training camps. Dispute revolved around pension plan.

July 14—Oilers open training camp at Schreiner Institute in Ker-ville, Texas with only rookies reporting.

August 3—Veterans report to training camp after settlement of NFL-NFLPA pension dispute.

August 29—Oilers defeat Dallas Cowboys 37-21 in Astrodome as Jerry LeVias scores three touchdowns in game.

November 1—Oiler Head Coach Wally Lemm, who led Oilers to AFL title in 1961 and to Eastern Division title in 1967, announces he will retire at the end of 1970 season.

1971

January 21—Oiler owner K.S. "Bud" Adams, Jr., names Ed Hughes to be the sixth head coach in Oiler history.

January 26—Oilers trade RB Hoyle Granger, T Terry Stoepel and DE Charles Blossom to New Orleans for DT Dave Rowe and WR Ken Burrough.

January 28—The Oilers, who pick third behind Boston and New Orleans in the college draft, select QB Dan Pastorini of Santa Clara in the first round and grab QB Lynn Dickey of Kansas State in the third round.

May 5—Oilers name John W. Breen as general manager, replacing Bob Brodhead. Breen was the first employee hired by Oiler owner K.S. "Bud" Adams, Jr., in 1959 when the American Football League was formed.

December 12—S Ken Houston ties all-time pro record for touchdowns on interceptions with theft against Buffalo in Oilers' 20-14 victory. Houston tied record of seven set by Erich Barnes and Herb Adderley.

December 19—Oilers close out season with third straight victory by blasting San Diego 49-33 for highest point production since 1963. S Ken Houston establishes all-time pro record with two touchdowns on interceptions. The five-year veteran intercepted successive John Hadl passes in the third quarter and returned them for touchdowns of 35 and 29 yards to run his career total to 9. His four returns of interceptions for TDs in one year is also an NFL record.

December 24—Oiler DE Elvin Bethea and S Ken Houston are named to AFC Pro Bowl squad. It is second straight selection for Houston.

December 30—Oilers name former Florida State and Rice University coach Bill Peterson as their new head coach.

1972

March 21—K.S. "Bud" Adams, Jr., spearheads a drive which lands the 1974 Super Bowl game for Houston. The game will be played in Rice Stadium on January 13, 1974.

April 9—Walt Schlinkman is named by Oilers as Director of Player Personnel.

October 1—Oilers stun Joe Namath and New York Jets 26-20 in the Astrodome for only victory of 1972 season.

1973

March 2—Veteran coach and front office executive Sid Gillman accepts position of Executive Vice-President and General Manager of Houston Oilers, replacing John Breen who retired.

October 16—Bill Peterson is fired as head coach of Oilers after 48-20 loss to Denver, making Peterson's regular season record in 1 1/2 years 1-18. Sid Gillman assumes dual role of General Manager/Head Coach for the rest of year.

November 5—Oilers win only game of 1973 season, 31-27, over Baltimore Colts as QB Lynn Dickey completes 22 of 32 passes for 340 yards and three touchdowns.

December 19—Oiler DE Elvin Bethea named to Pro Bowl team for third straight year.

1974

January 18—Sid Gillman announces decision to remain as General Manager/Head Coach for at least one more season, ending speculation that a new head coach would be named.

February 8—Former New Orleans and New York Jets coach Ed Biles joins Oilers as defensive assistant.

March 7—O.A. "Bum" Phillips, a veteran Texas high school and college coach who was with Sid Gillman at San Diego, is hired by Oilers as defensive coordinator.

August 28—Oiler T John Matuszak tries to jump his contract and sign with World Football League Houston Texans. Oilers obtain temporary restraining order and present it to Matuszak at Texans' game with New York Stars. Matuszak is put on inactive list until trial.

September 5—Oilers and WFL Texans meet in court over John Matuszak dispute.

September 9—State District Judge Arthur Leshner grants temporary injunction against John Matuszak playing for any other team than Oilers until further court hearings. Matuszak remains on inactive list.

September 15—Oilers open regular season with 21-14 win over San Diego, Houston's first regular season home victory since October 1, 1972.

October 22—Oilers trade John Matuszak and No. 3 draft choice to Kansas City for Curley Culp and draft choice, ending court battle.

December 15—Oilers defeat Cleveland for first time in history, 28-24, and complete a 7-7 season, the best in Houston since 1968.

1975

January 25—O.A. "Bum" Phillips named Oiler head coach by Sid Gillman who says he will remain in single role as general manager.

February 14—Sid Gillman leaves Oilers as general manager by mutual consent with owner "Bud" Adams. Bum Phillips adds title of general manager to head coaching duties.

September 21—Oilers open 1975 NFL season with 7-0 win over New England Patriots. Only TD was fumble return for score by Oilers' Willie Germany in first quarter.

October 12—Houston scores its first win in history at Cleveland with 40-10 triumph.

October 19—Oilers come from behind to defeat Washington 13-10 in Astrodome for first win ever over NFC team.

November 16—Oilers get 20-19 win over Miami as Billy Johnson ties all-time pro record for return TDs in one season (4).

December 21—Oilers close out finest season since 1962 with 21-10 win over Cleveland, giving Bum Phillips a 10-4-0 record in his first year as a head coach. Oilers set a new home attendance record, averaging 48,000 in seven home games.

1976

February 10—Wade Phillips, son of Head Coach Bum Phillips, named to Oiler coaching staff as LB coach. Phillips had been an assistant at University of Kansas.

April 1—Oilers lose Fred Hoaglin, Mark Cotney and Jesse O'Neal in NFL expansion draft.

April 2—Oilers trade QB Lynn Dickey to Green Bay for QB John Hadl, CB Ken Ellis, draft choices and cash.

1977

January 14—Head Coach and General Manager Bum Phillips announces the appointment of Ken Shipp as offensive coordinator with King Hill becoming receiver coach and the appointment of Joe Bugel as offensive line coach.

February 2—Pat Peppler is named assistant general manager.

October 9—Oilers march into first place in the AFC Central Division

after whipping Pittsburgh 27-10 at the Astrodome, but lose Dan Pastorini to an ankle and back injury.

November 13—Oakland holds off Oilers 34-29 as Houston DE Elvin Bethea suffers a broken arm after playing in 135 consecutive games, a team record.

1978

January 7—Owner K.S. "Bud" Adams, Jr., announces the appointment of Ladd K. Herzeg as Senior Vice-President and Chief Administrative Officer of the Houston Oilers.

January 24—Curley Culp, Ken Burrough, Billy Johnson and Robert Brazile play for AFC on Pro Bowl team.

April 15—Oilers announce a long-term contract with Texas State Network to air Oiler games.

April 24—Oilers trade three draft picks and TE Jimmie Giles to Tampa Bay for rights to 1978 number one draft selection in order to choose Texas All-America and Heisman Trophy winner Earl Campbell.

October 23—Houston ends Pittsburgh's seven-game win streak with Monday night victory over the Steelers, 21-17. It marks Houston's first win ever on Monday Night Football.

November 12—Houston comes from 23-0 deficit to capture 26-23 win over New England Patriots.

November 20—Earl Campbell rushes for 4 touchdowns against Miami Dolphins in Oilers' 35-30 victory. Campbell's two Monday night appearances net him 7 of his 13 season TDs.

November 26—Earl Campbell gains 100 yards rushing vs. Cincinnati before home crowd to tie NFL record for most 100-yard games by a rookie—7 (ties Franco Harris and Don Woods). Also breaks Oiler single season records for most yards rushing (Hoyle Granger—1,194 yards in 1967) and most rushing attempts (Charlie Tolar—224 yards in 1962).

December 10—Houston captures 17-12 decision over New Orleans Saints to clinch berth in AFC Wild Card game versus Miami.

December 24—Houston wins first playoff game since 1961 by defeating Miami 17-9 in the Orange Bowl.

December 31—Oilers continue playoff march with 31-14 win against New England before 61,297 chilled fans in Foxboro, Mass.

1979

January 7—Houston playoff dreams end as Pittsburgh takes 34-5 victory in AFC Championship Game. Oilers welcomed by 50,000 loyal fans in the Astrodome as radio station KILT sponsors homecoming.

January 30—Earl Campbell, Elvin Bethea, Robert Brazile and Curley Culp represent Houston in the Pro Bowl in Los Angeles.

August 3—Oiler T Greg Sampson undergoes brain surgery which signals the end to a promising career.

December 10—Before national television audience, Houston defeats division nemesis Pittsburgh 20-17, giving Oilers spot in 1979 playoffs.

December 17—Several Oilers lock up individual titles: Earl Campbell is NFL rushing champion for the second consecutive year; Mike Reinfeldt captures the crown for most interceptions in NFL with 12; Toni Fritsch is the most accurate field goal kicker, connecting on 21-25 attempts; and Jesse Baker leads the AFC in QB sacks with 15 1/2.

December 23—In first playoff game played in Houston since 1962, Oilers defeat Denver Broncos 13-7. Key offensive players Earl Campbell, Dan Pastorini and Ken Burrough are all injured, and their status for the following game versus San Diego is questionable.

December 29—Oilers defeat San Diego 17-14 without injured Earl Campbell, Dan Pastorini and Ken Burrough. Backup QB Gifford Nielsen plays conservative offense as Rob Carpenter, who was injured earlier in the week and was on crutches the night before the game, gains 67 yards rushing in his best effort of the season. The big star of the game is S Vernon Perry as he intercepts an NFL-record four passes in a playoff game.

1980

January 6—In a rematch of the 1978 AFC Championship Game, the Steelers win 27-13 in a game that saw a controversial call keep Mike Renfro from scoring what would have been tying score late in third quarter.

January 7—In the wee hours of the morning, the Oilers return from Pittsburgh to an excited throng of 70,000 people at the Astrodome.

January 28—Six Oilers represent Houston in the Pro Bowl: RB Earl Campbell, T Leon Gray, PK Toni Fritsch, LB Robert Brazile, S Mike Reinfeldt and DE Elvin Bethea.

September 15—Before the largest stadium crowd to ever witness an Oilers' game (80,243), Houston defeats the Browns in Cleveland Stadium 16-7. The game was also televised before a national audience on Monday Night Football.

October 14—Oilers acquire All-Pro TE Dave Casper from Oakland for undisclosed draft picks.

October 19—Earl Campbell becomes only the second RB in the history of the Oiler franchise to rush for over 200 yards in a single game when he leads the Oilers to a 21-14 triumph over Tampa Bay with 206 yards. Club rushing record for single game is 216 yards by Billy Cannon (Dec. 10, 1961 vs. New York Titans).

October 26—Earl Campbell ties NFL record for most consecutive 200-yard games rushing (two) with 202 yards vs. Cincinnati in the Astrodome. Campbell now shares record with O.J. Simpson (Buffalo, 1973, 1976). Oilers defeat Bengals 23-3.

December 4—Houston's defense shuts out the Pittsburgh Steelers 6-0. Toni Fritsch provides all the points the Oilers need with two field goals. This marked the third evening prime time win of the season for the Oilers as the game was played in the Astrodome before a sell-out crowd and a national television audience. It marked the first shutout registered by the Oilers since a 47-0 win over the Chicago Bears. (November 6, 1977).

December 21—Oilers clinch third playoff spot in as many years with 20-16 victory over the Minnesota Vikings in the Astrodome. Earl Campbell sets NFL record by rushing for over 200 yards in single game four times in one season. He finishes season with 1,934 yards, second highest total in NFL history behind O.J. Simpson's 2,003 yards in 1973. The Oilers must wait until the final game of the season to see who their playoff opponent will be, as their 11-5 record equals that of division foe Cleveland, but Oilers become Wild Card participant due to tie-breaker procedures.

December 28—Oilers season comes to an end with disappointing AFC Wild Card loss at the hands of the eventual Super Bowl champion Oakland Raiders. The loss marks the third consecutive year that the Oilers have been eliminated from the playoff picture by the eventual Super Bowl champions (Pittsburgh Steelers in both 1978 and 1979).

December 31—K.S. "Bud" Adams Jr., relieves Bum Phillips of his duties as Head Coach and General Manager. Ladd K. Herzeg is promoted from post of Senior Vice-President/Chief Administrative Officer to the position of Executive Vice-President and General Manager of the Oilers.

1981

January 3—Oilers announce the selection of Ed Biles as their new head coach. Biles had been Oilers' defensive coordinator since 1975.

February 8—Dick Nolan, former Head Coach for the New Orleans Saints and the San Francisco 49ers, is named defensive coordinator.

February 15—Mike Holovak is named as Assistant General Manager by the Oilers.

September 6—Oilers defeat Rams at season opener at Los Angeles 27-20 as rookie Willie Tullis returns kickoff 95 yards for score in final minute of game. Win gives Ed Biles his first as head coach of NFL club.

1982

January 19—Former All-Pro S Ken Houston returns to Oilers as defensive assistant assigned to work with the DBs. Houston had been All-Pro performer before being traded to Redskins where he retired following 1980 season.

January 31—Oilers open 2.5 million dollar training facility less than two miles from Astrodome. Owner-President K.S. "Bud" Adams, Jr., provides funds for what must be considered one of top facilities in the NFL.

February 3—Oilers announce new three-year contract with Mutual Broadcasting System for radio rights to Houston's games. KTRH-AM in Houston will serve as flagship station.

March 18—Oilers announce that head coach Ed Biles has been given a contract extension. Terms of the contract were not released.

April 28—Oilers select Penn State G Mike Munchak in first round of NFL draft. It is the first number one choice in the draft that Oilers have had since Earl Campbell was selected in first round in 1978.

May 3—Computer added to Oilers lineup to assist club with player personnel, college scouting, ticket and business operations as well as many other functions within the organization.

September 17—Oilers acquire QB Archie Manning from New Orleans Saints in one-for-one swap for T Leon Gray.

September 20—NFL Players Association strike announced.

November 16—Settlement of 57-day player strike announced by NFL Management Council and NFL Players Association.

1983

January 2—Oilers fall to Cincinnati Bengals 35-27 to conclude 1982 regular season play. This game was re-scheduled from November 14 (canceled due to players' strike).

January 25—Chuck Studley joins Oilers as defensive coordinator after successful stints with San Francisco 49ers (Super Bowl champs following '81 season) and Cincinnati Bengals.

February 1—Oilers perennial All-Pro DE Elvin Bethea decides not to retire following 1982 season and will return for his 16th year in the NFL, all with the Oilers.

February 2—Oilers announce promotion of Mike Holovak from Assistant General Manager to VP/Player Personnel. Holovak's contract with the club is extended through the 1986 season.

April 6—Jerry Trupiano, Wally Lemm (former Oilers Head Coach) and John O'Reilly named to Oilers radio broadcast team. KTRH in Houston will again serve as the flagship station for the Oilers/Mutual Radio Network.

April 23—The Oilers announce trade of their second pick in first round to Los Angeles Rams for the third pick overall in draft. Oilers receive Rams' fourth round choice in 1983 and fourth round choice in 1984 for moving down one notch in first round.

April 24—The Oilers announce their second trade in as many days involving Oilers' first-round draft pick. Oilers trade third choice overall in first round to Seattle for ninth choice overall in first round plus Seahawks' second and third round picks in 1983 (combining trades of April 24-25, Oilers moved from second position in first round to ninth and acquired Seahawks' second and third round choice in 1983 and Rams' fourth round choice in 1983 and 1984, a total of four additional picks).

April 26—Oilers select T Bruce Matthews from USC in round one of NFL draft with the ninth choice in the round. Also, for first time since 1969, the Oilers had each of their choices through the first nine rounds.

August 4—In preseason opener, ceremonies honoring Elvin Bethea's sixteen years with the club occur at halftime. Bethea's jersey, #65, will be retired at the conclusion of the season.

October 10—Head Coach Ed Biles resigns after 2 1/2 years as head coach.

October 11—The Oilers appoint Defensive Coordinator Chuck Studley as interim head coach.

October 20—Oilers trade QB Archie Manning and TE Dave Casper to Minnesota for second and fourth round picks in 1984 draft.

December 18—Oilers close season with 20-10 loss at Baltimore (Colts' final game played in Baltimore before moving to Indianapolis).

1984

January 3—The Oilers name Hugh Campbell as new head coach of club.

January 30—Announcement is made that Kay Dalton will remain as offensive coordinator and also that Jerry Glanville will become new defensive coordinator.

February 3—The Oilers announce that they win the "recruiting war" for free agent QB Warren Moon.

February 10—Entire organization loses tremendous friend with the passing of radio talk-show host John Breen. Breen was first employee hired by the Oilers in 1959 and served in numerous front-office capacities, including General Manager and Director of Player Personnel.

May 1—Oilers officially select Dean Steinkuhler and also draft a total of 14 players during the one-day marathon. Of the 14 selected, 10 were defensive players.

September 6—Oilers and City of Houston celebrate 25th season of professional football at "Silver Salute," which is held on the floor of the Astrodome. The black-tie gala consists of dinner, dancing and an auction with all proceeds benefiting the Ronald McDonald House.

This date is also proclaimed "Houston Oilers Day" by Mayor Kathryn J. Whitmire.

October 9—Oilers trade RB Earl Campbell to New Orleans Saints for first round choice in 1985 draft. The Oilers also obtain C Jim Romano from Raiders for Houston's third and sixth round picks in 1985.

October 26—Oilers announce that KODA-FM will be new flagship station for Oilers' radio broadcasts beginning in 1985. The Oilers and KODA-FM sign a multi-year contract.

November 11—Oilers defeat Chiefs 17-16 in Kansas City after losing opening ten games of the season as Hugh Campbell gets first win as NFL head coach. Warren Moon completes 73% of his passes (19 of 26) and Larry Moriarty rushes for 117 yards to pace the Oilers.

November 18—Houston wins second consecutive game as Jets fall by a 31-20 margin in the Astrodome. Warren Moon again hits for over 70% of his attempts (20 of 28 for 71%) and throws for three TDs. Larry Moriarty rushes for 138 yards for second consecutive 100-plus yard game.

December 2—Houston defeats Steelers in overtime thriller 23-20 for third win in four weeks before home crowd. Joe Cooper kicks winning field goal with 5:53 elapsed in extra period. It is the first overtime loss in Steeler history.

December 12—G Mike Munchak is selected to play in the AFC-NFC Pro Bowl game in Honolulu.

December 17—Warren Moon completes his first NFL season with 3,338 yards passing, breaking the team record set by George Blanda in 1961 (3,330). Tim Smith's 1,141 yards receiving enabled him to become third player in Oilers' history to post consecutive 1,000 yard receiving seasons after gaining 1,176 in 1983. Bill Groman (1960-61) and Charlie Hennigan (1963-64) were the others.

1985

July 1—The Oilers sign 1983 Heisman Trophy winner Mike Rozier. Rozier was selected by the Oilers in the first round of the 1984 Supplemental Draft of USFL players.

July 2—WR Drew Hill is acquired by the Oilers in a trade with the Los Angeles Rams.

August 3—The Oilers battle the New York Giants in the annual NFL Hall of Fame Game in Canton, Ohio, with the Giants winning 21-20. The game also makes radio history as the first stereo broadcast of an NFL game on KODA-FM.

December 9—Hugh Campbell is relieved of his duties as head coach. The club names Defensive Coordinator Jerry Glanville as interim head coach for the season's remaining two games.

1986

January 2—The Oilers release seven assistant coaches from their employment contracts. The seven coaches are John Devlin, Joe Fargalli, Gene Gaines, Ken Houston, Bruce Lemmerman, Bob Padilla and Al Roberts.

January 20—Jerry Glanville signs a five-year contract as Head Coach of the Oilers. Glanville served the final two 1985 games as interim head coach in addition to serving as defensive coordinator since 1984.

February 2—G Mike Munchak starts for the AFC in the annual Pro Bowl in Honolulu, Hawaii.

February 6—Floyd Reese is named as the Oilers' LB coach.

April 29—The Oilers select Purdue QB Jim Everett with their first selection in the 1986 NFL Draft. The team follows by selecting Louisville WR Ernest Givins in the second round and RB Allen Pinkett of Notre Dame in the third round.

August 30—The Oilers defeat the Dallas Cowboys 17-14 to finish the preseason with a 4-0 record. It marks the first time since 1965 that the Oilers have completed their preseason schedule undefeated.

September 18—The Oilers trade QB Jim Everett, the third player selected in the 1986 draft, to the Los Angeles Rams in exchange for G Kent Hill, DE William Fuller, the Rams' number one draft choices in 1987 and '88 and L.A.'s fifth rounder in 1987.

December 21—Houston concludes the 1986 season on a positive note, defeating the Buffalo Bills 16-7. WR Drew Hill catches five passes for 114 yards giving him 1,112 yards for the season as he joins rookie Ernest Givins (1,062 yards) to form the 19th tandem in NFL history to each surpass the 1,000-yard receiving mark. In addition, QB Warren Moon throws for 208 yards to finish the year with 3,489 yards and break his own single season club record. PK Tony Zendejas connects on all three of his field goal attempts and his 22 three-

pointers establishes a new Oiler high.

1987

July 1—The Oilers announce plans to retire the #34 jersey of former RB Earl Campbell, the leading rusher in club history. The ceremony is scheduled for August 13.

October 4—The Oilers win their first "replacement" game in Denver 40-10 as QB Brent Pease throws for 260 yards and a TD and LB Eugene Seale returns an interception 73 yards for a touchdown.

October 25—With the players' strike over, the Oiler "regulars" return to action with a 37-33 win over the Falcons as RB Mike Rozier rushes for 144 yards while rookie WR Curtis Duncan catches two TD passes including the game-winner.

October 28—First round draftee FB Alonzo Highsmith ends his holdout by agreeing to a multi-year contract.

November 3—The Oilers acquire veteran T Bruce Davis from the Raiders for what later becomes a 1988 second-round draft choice.

November 4—T/G Bruce Matthews ends his holdout by agreeing to terms with the Oilers.

November 15—The Oilers earn their first victory in Three Rivers Stadium since 1978, beating the Steelers 23-3 as QB Warren Moon completes 16 of 22 passes for 239 yards and two TDs.

December 15—Along with several prominent Houston business leaders, K.S. "Bud" Adams, Jr., holds a press conference to announce that the goal of marketing 75% of the new Columbia Suites by December 15 has been met.

December 23—The Oilers place three players on the AFC Pro Bowl roster, their largest contingent since 1981. Chosen to play in the Honolulu all-star game are S Keith Bostic, G Mike Munchak and RB Mike Rozier.

December 27—The Oilers clinch their first playoff berth since 1980 as they defeat the Bengals 21-17 before an SRO crowd at the Astrodome. Rookie FB Alonzo Highsmith scores two TDs and QB Warren Moon throws his 21st scoring pass of the season. That marks the most TD passes by an Oiler since George Blanda tossed 24 in 1963.

1988

January 3—In an AFC Wild Card Playoff, the Oilers defeat the Seahawks 23-20 in overtime on Tony Zendejas' 42-yard field goal.

January 10—The Oilers' season ends as the Broncos defeat them 34-10 in an AFC Divisional Playoff before 75,968 fans in Mile High Stadium.

April 21—The Oilers acquire DE Sean Jones from Raiders along with L.A.'s second-round draft choice. Houston gives up one of its first-round draft picks, a fourth rounder and changes places with Raiders in the third round.

May 6—The Oilers announce that they will hold training camp at Southwest Texas State University in San Marcos. SWTSU thus becomes the Oilers' eighth training camp site since the team's inception in 1960.

May 17—Oilers re-assign Mike Holovak to Assistant to the General Manager.

July 11—The Oilers name Dick Corrick as Director of College Scouting. Corrick joins the Oilers after working for the Green Bay Packers since 1971.

August 29—The Oilers complete the third undefeated preseason in their history (1965, 1986) beating the Dallas Cowboys 54-10.

November 7—The Oilers appear on Monday Night Football for the first time since 1982 and defeat the Cleveland Browns 24-17.

December 14—The rosters for the AFC-NFC Pro Bowl are released and feature eight Oilers including DE Ray Childress, WR Drew Hill, G Bruce Matthews, QB Warren Moon, G Mike Munchak and RB Mike Rozier.

December 24—The Oilers beat the Cleveland Browns 24-23 in an AFC Wild Card Playoff Game as RB Allen Pinkett scores two touchdowns.

1989

January 1—In an AFC Divisional Playoff Game, the Oilers drop a 17-10 decision to the Bills before 79,532 fans at Rich Stadium in Buffalo.

February 1—Executive Vice-President/General Manager Ladd K. Herzeg announces his resignation.

February 2—The Oilers announce the promotion of Mike Holovak to General Manager, replacing Ladd Herzeg. Also, under the NFL's

new "Plan B" free agency, 21 Oilers are left unprotected while 37 are protected.

February 22—The Oilers name Kevin Gilbride to the post of Quarterbacks Coach. He joins the club after serving as Offensive Coordinator at East Carolina.

April 1—The Oilers end up losing 15 players and signing seven under the NFL's first "Plan B" free agency system.

April 7—The Oilers sign QB Warren Moon to a new long-term contract.

September 24—Despite a sellout crowd in the first game in the newly-expanded Astrodome, the Oilers lose to the Buffalo Bills, 47-41 in overtime.

October 1—The Oilers defeat the Miami Dolphins 39-7 as QB Warren Moon completes a career-best 82.6% of his passes (19/23). In addition, Houston's defense holds Dolphin QB Dan Marino to his worst game as a starter (11/29, 103 yds.).

October 22—The Oilers record the ninth shutout in club history and their first in nine years (spanning 132 games) with a 27-0 whitewash of the Pittsburgh Steelers. Pittsburgh manages just 132 total yards, the fewest yards allowed by Houston in 12 seasons.

December 3—The Oilers win at Pittsburgh 23-16 despite a blizzard and windchill temperatures of -20 degrees. RB Lorenzo White's one-yard run with 21 seconds remaining wins it as the Oilers claim sole possession of first place after the season's 13th game for the first time since 1967.

December 10—The Oilers honor their 30th Anniversary "Dream Team" while defeating the Tampa Bay Buccaneers 20-17.

December 20—G Bruce Matthews, QB Warren Moon and G Mike Munchak are named starters for the February 4 Pro Bowl.

December 23—In a regular season finale battle for the AFC Central Division title, the Oilers lose to the Cleveland Browns 24-20 on RB Kevin Mack's TD with 39 seconds left. The Oilers fall short after battling back from a 17-0 deficit as QB Warren Moon establishes personal bests for attempts (51), completions (32) and yards (414, most since George Blanda's 418 in 1961). Oilers set all-time single season attendance record with 451,027 fans, eclipsing 411, 652 in 1978.

December 31—In an AFC Wild Card playoff game, the Oilers lose a 26-23 OT decision to the Pittsburgh Steelers as PK Gary Anderson kicks a 50-yard field goal. Houston WR Ernest Givins catches 11 passes for 136 yards and two TDs.

1990

January 6—Jerry Glanville leaves his position as Oilers' head coach by "mutual agreement."

January 9—Jack Pardee signs a five-year contract to become the 14th head coach in Houston Oiler history. Pardee joins the Oilers after enjoying a successful three seasons as the head coach at the University of Houston.

January 12—Head Coach Jack Pardee announces the hiring of three of his University of Houston assistant coaches to Oiler posts. Named to Pardee's Oiler staff are Defensive Coordinator Jim Eddy, Offensive Line Coach Bob Young and Defensive Backs Coach Pat Thomas.

January 30—The Oilers extend the contract of Executive Vice President/General Manager Mike Holovak. In addition the team names former LBs Coach Floyd Reese to the newly-created position of Assistant General Manager and promotes Quarterbacks Coach Kevin Gilbride to Offensive Coordinator. Also, the team announces the signing of a multi-year contract that allows KTRH-AM/KLOI-FM to broadcast all Oiler football games beginning in 1990.

March 15—The Oilers announce that Raycom Sports Network has agreed to a multi-year contract to televise Oiler preseason games plus a weekly wrap-up show.

September 23—The Oilers win their 1990 home opener 24-10 over the Indianapolis Colts as QB Warren Moon becomes the all-time leading passer in club history. Moon throws for 308 yards (plus 3 TDs) to surpass George Blanda's team record of 19,149 yards. The record fell on a third quarter seven-yard pass to WR Haywood Jeffries. WR Drew Hill catches ten passes for 123 yards to help key the victory.

September 30—The Oilers capture their first road win of the season, defeating the Chargers 17-7 as QB Warren Moon throws for 355 yards, and WR Drew Hill records his 50th career touchdown. Moon's 27 completions allows him to pass Dan Pastorini's club record of 1,426.

October 14—QB Warren Moon passes for 369 yards and a career-best five TDs as the Oilers hammer the Cincinnati Bengals 48-17. Moon thus becomes the first player in pro football history to throw for over 20,000 yards in two different leagues (21,228 in Canadian Football League).

December 2—Despite losing 13-10 in overtime at Seattle, QB Warren Moon's 232 passing yards allow him to break his own single-season club passing record of 3,631 yards (set in 1989).

December 9—The Oilers shatter several team records while drubbing Cleveland 58-14. Included among the records set are most points in a game, in a quarter (31) and in a half (45). RB Lorenzo White ties a club mark with four rushing touchdowns, the first time that's been accomplished in the NFL in two years.

December 16—The Oilers win a key road game, beating Kansas City 27-10 at Arrowhead Stadium. QB Warren Moon again supplies the big news, completing 27 of 45 passes for 527 yards. That represents the second best single game passing performance in NFL history. The record belongs to the Rams' Norm Van Brocklin, who threw for 554 yards against the New York Yanks on September 28, 1951. Moon had an opportunity to break the record but declined to do so based on the Oilers' comfortable lead. Almost overshadowed by Moon's effort was WR Haywood Jeffires catching nine balls for 245 yards (including 87-yard TD) which marked the second best receiving day in Oiler history. Charles Hennigan had 272 receiving yards versus the Patriots on October 13, 1961.

December 19—Six Oilers are named to the AFC squad for the February 3 Pro Bowl. The six include starters G Bruce Matthews, QB Warren Moon and G Mike Munchak, plus reserves DT Ray Childress, WR Ernest Givins and WR Drew Hill.

December 23—The Oilers lose an opportunity to cement their grasp on first place in the AFC Central Division by losing at Cincinnati 40-20. Additionally, QB Warren Moon is lost for the remainder of the season after suffering an open dislocation of his throwing thumb.

December 29—Oiler Owner/President K.S. "Bud" Adams and San Antonio Mayor Lila Cockrell jointly announce a tentative agreement for the Oilers to hold their annual summer training camp in San Antonio. Also it is announced that the Oilers will serve as the host team for preseason games in San Antonio's Alamodome when that facility is completed in 1993.

December 30—Led by back-up QB Cody Carlson, the Oilers earn a wild card playoff berth by defeating the Pittsburgh Steelers 34-14 in the Astrodome. Carlson completes 22 of 29 passes for 247 yards and three TDs. With the victory, the Oilers end up in a three-way tie for first place with Cincinnati and Pittsburgh in the AFC Central.

1991

January 6—The Oilers' 1990 season comes to a close as they are eliminated from the playoffs by the Cincinnati Bengals. Houston loses at Riverfront Stadium 41-14 in an AFC Wild Card game.

January 26—It is announced that Earl Campbell has been voted into the Pro Football Hall of Fame. The announcement is made in Tampa, Florida. Campbell is to be enshrined on July 27.

May 17—The Oilers and the City of San Antonio formally sign six-year contract which will allow the Oilers to hold training camp there. Trinity University is chosen as the host school.

September 16—In a pre-game ceremony, Earl Campbell receives his Hall of Fame ring from Hall Executive Director Pete Elliott. In the game that follows, the Oilers defeat Kansas City 17-7 to signal the first 3-0 start in franchise history.

October 13—In a 23-20 victory over the Jets at Giants Stadium, WR Haywood Jeffires ties Charlie Hennigan's 30-year-old team record for receptions in a game with 13 (186 yards). QB Warren Moon completes 35 of 50 passes for 423 yards, which is the fifth best total in team annals. Also, WR Drew Hill surpasses Hennigan's 410 catches to become the all-time leading receiver in Oiler history.

November 3—Despite a 16-13 OT loss at Washington, WR Drew Hill moves past WR Ken Burrough's 6,907 receiving yards to become the Oilers' all-time leader in that category.

November 10—QB Warren Moon establishes career highs for completions (41) and attempts (56) as he throws for 432 yards, which is fourth best in team history, in Oilers' 26-23 OT victory over Dallas. Moon also passes Fran Tarkenton's 47,003 yards and moves into second place behind Ron Lancaster on all-time professional passing yards chart.

December 8—The Oilers defeat the Steelers 31-6 in the Astrodome

as Houston captures its first-ever undisputed AFC Central Division championship. QB Warren Moon throws for 254 yards and becomes just the third QB in NFL history (Miami's Dan Marino, San Diego's Dan Fouts) to have back-to-back 4,000-yard seasons.

December 15—QB Warren Moon surpasses Dan Marino's NFL record (378 in 1986) for completions in a season as the Oilers beat the Browns 17-14.

December 18—Eight Oilers (tied NFL-best), including a league-high six starters are named to the AFC team for the February 2 Pro Bowl. The six starters include CB Cris Dishman, DE William Fuller, WR Haywood Jeffires, C Bruce Matthews, G Mike Munchak and LB Al Smith. DT Ray Childress and QB Warren Moon are also named to the squad although Childress was eventually unable to play because of a back/rib injury.

December 21—WR Haywood Jeffires becomes just the fifth player in NFL history to record 100 receptions in a single season despite the Oilers' 24-20 road loss to the Giants. Coupled with Drew Hill's 90 catches, that pair's 190 represents the most receptions by two teammates in one season in league annals. In addition, QB Warren Moon eclipses Dan Marino's NFL record (623 in 1986) for attempts in a season. DE William Fuller registers his 15th sack of the season and thus becomes the first Oiler ever to lead the conference in that category.

December 29—The Oilers defeat the New York Jets 17-10 in an AFC Wild Card playoff game before 61,485 fans in the Astrodome. S Bubba McDowell intercepts two key passes inside the Oiler five-yard line to preserve the win.

1992

January 4—After leading for most of the game, the Oilers end up losing a heartbreaking 26-24 decision to the Denver Broncos in an AFC Divisional Playoff game in front of 75,301 fans at Mile High Stadium. PK David Treadwell's 28-yard field goal with 16 seconds left in the game proves to be the deciding points. The loss mars a great performance by Oiler QB Warren Moon who completes 75% of his passes (27 of 36) for 325 yards and three touchdowns.

March 6—The Oilers name Steve Underwood as General Counsel. Underwood joins the Oilers from the Houston firm of Caldwell and Hurst where he has handled most of the team's legal work since 1977.

August 1—The Oilers defeat the Dallas Cowboys 34-23 in the American Bowl in Tokyo, Japan, which marks Houston's first game outside of the United States.

August 31—The Oilers and QB Warren Moon reach agreement on a new multi-year contract that includes a settlement of a controversial escalator clause.

September 29—The Oilers sign free agent WR Webster Slaughter to a two-year contract. Slaughter had been one of four players who were declared free agents by a Minneapolis judge on September 24.

October 11—In a 38-24 win at Cincinnati, QB Warren Moon ties a personal best with five TD passes to eclipse George Blanda's team record for career touchdown passes (165, Moon now has 169). Also WR Haywood Jeffires catches three TD passes to tie the franchise record, and RB Lorenzo White rushes for a career-best 149 yards.

October 18—QB Warren Moon becomes the leading passer in professional football history by surpassing Ron Lancaster's 50,535 yards (in 19 years). After the Oilers' heartbreaking 27-21 loss at Denver, Moon now has 50,589 yards. Moon's total, accumulated in less than 15 seasons, includes 21,228 yards in the CFL and 29,361 yards in the NFL.

November 15—In Houston's 17-13 win at Minnesota, QB Warren Moon suffers a fractured upper left arm on a fourth quarter hit by Viking S Vencie Glenn and misses the next five games. Despite the injury, Moon becomes just the 14th NFL QB to surpass 30,000 passing yards as he accomplishes that faster (125 games) than any player in league history except for Miami's Dan Marino (114 games).

November 26—Subbing for the injured Warren Moon, QB Cody Carlson throws for a career-high 338 yards as the Oilers defeat the Lions 24-21 on Thanksgiving Day in Detroit.

December 11—After being diagnosed with kidney cancer, Offensive Coordinator Kevin Gilbride undergoes surgery for the removal of his cancerous kidney. He misses two games as Receivers Coach Chris Palmer and injured QB Warren Moon help to handle Gilbride's game day responsibilities.

December 23—An NFL-best nine Oilers earn Pro Bowl honors with four players designated as starters for the February 7 game. The

starters include WR Haywood Jeffires, C Bruce Matthews, G Mike Munchak and LB Al Smith. The Houston reserves feature DT Ray Childress, WR Curtis Duncan, WR Ernest Givins, QB Warren Moon and RB Lorenzo White. The inclusion of Jeffires, Givins and Duncan represents the first time ever that three receivers from the same team have been designated as Pro Bowlers.

December 20—Shortly after their exciting, come-from-behind 17-14 win at Cleveland, the Oilers learn that they have clinched a playoff berth for the sixth straight season. That represents the longest current post-season streak in the NFL.

December 27—As Houston routs Buffalo 27-3 in the regular season finale, WR Haywood Jeffires catches six passes to finish with 90 receptions. He thus leads the AFC in that category for the third straight season, becoming only the second player since the 1970 AFL-NFL merger to accomplish that feat.

1993

January 3—The Oilers lose a 41-38 OT decision at Buffalo in an AFC Wild Card playoff game. QB Warren Moon completes 36 of 50 passes for 371 yards and four first half touchdowns.

January 4—The Oilers announce that they will not offer new contracts to Defensive Coordinator Jim Eddy and Defensive Backs Coach Pat Thomas.

January 29—The Oilers name Buddy Ryan as the team's defensive coordinator.

July 2—NFL Commissioner Paul Tagliabue rules in a dispute between the Oilers and Redskins. Tagliabue completes a trade which sends Washington LB Wilber Marshall to Houston in exchange for the Oilers' third round draft choice in 1994 and their fifth rounder in 1995.

November 14—WR Haywood Jeffires ties a team record with three touchdown receptions and QB Warren Moon throws four TD passes in just over two quarters of playing time as the Oilers rout the Bengals 38-3 at Riverfront Stadium. RB Gary Brown earns AFC Offensive Player of the Week honors by rushing for 166 yards in his first NFL start which marks the most yards by an Oiler back in 12 years.

November 21—RB Gary Brown explodes for 194 rushing yards to lead Houston to its fifth straight win, a 27-20 victory at Cleveland. Brown's rushing total is the highest by any AFC back in three years and the most by an Oiler in 13 years. His back-to-back running sum of 360 yards is also the team's best in 13 seasons. Brown becomes the first NFL back in ten years to gain over 100 yards in his first two career starts. Also, S Marcus Robertson ties a team record by becoming the first Oiler in 22 years to get three interceptions in a game.

November 28—In the Oilers' 23-3 Astrodome victory over the Steelers, WR Ernest Givins passes Drew Hill's 480 catches to become Houston's all-time leading receiver.

December 5—As Houston captures its seventh straight win with a 33-17 home decision over Atlanta, the Oilers' defense forces seven turnovers (including a team record-tying six interceptions) for its highest such total in 16 years.

December 14—Oiler DT Jeff Alm commits suicide following the death of his best friend in a traffic accident. The Oilers hold a memorial service for their teammate the following day.

December 19—The Oilers clinch their second outright AFC Central Division championship with a 26-17 win over the Steelers at Three Rivers Stadium. Houston thus cements a playoff berth for the seventh consecutive season, the longest current streak in the NFL. The Oilers also become just the second team since the 1970 AFL-NFL merger to go undefeated within the AFC's Central Division (also 1975 Steelers). Against Pittsburgh, PK Al Del Greco surpasses the team record of 115 points in a single season.

December 28—G Mike Munchak establishes an Oiler record by being named to the Pro Bowl for the ninth time (Elvin Bethea had eight appearances).

1994

January 2—The Oilers close the regular season with their club record 11th consecutive win, a 24-0 shutout of the Jets in the Astrodome. The winning streak is the longest in the NFL in nine years as the Oilers become just the fifth team in league history to close a season with 11 straight victories. The Oilers also set a franchise record with 12 wins for the season and go undefeated in both November and December for just the third time ever. Amazingly, RB Gary Brown finished with 1,002 yards in just eight starts.



January 27—The Oilers promote Assistant General Manager Floyd Reese to the position of Executive Vice-President/General Manager. Reese succeeds Mike Holovak who assumes the title of Vice-President/Player Personnel and Scouting.

February 8—The Oilers promote Kevin Gilbride to Assistant Head Coach/Offense and name Dick Coury as the team's Offensive Coordinator.

February 9—Houston names Jeff Fisher as its new Defensive Coordinator, replacing Buddy Ryan who left the Oilers to become General Manager/Head Coach of the Arizona Cardinals.

April 13—The Minnesota Vikings announce that they have reached an agreement to acquire QB Warren Moon from the Oilers in exchange for draft choices.

August 15—The Oilers defeat the Dallas Cowboys, 6-0, before 112,376 fans at Azteca Stadium in Mexico City. The in-house attendance is the largest ever for an NFL game.

September 4—WR Ernest Givins becomes Oilers' all-time receiving yardage leader, surpassing Drew Hill's mark of 7,477. Givins would end the season with 7,935 yards on 542 career receptions.

November 6—G Mike Munchak, who announced his retirement on July 21, 1994 to join the Oilers under the title of Assistant to Football Operations, is honored by Oiler Owner/President K.S. "Bud" Adams, Jr., by having his #63 jersey retired at halftime ceremonies of Oilers-Steelers game.

November 14—After a 1-9 start, Head Coach Jack Pardee and Assistant Head Coach/Offense Kevin Gilbride are relieved of their duties. Jeff Fisher is elevated to title of Head Coach/Defensive Coordinator.

December 24—Houston closes out season with 24-10 victory over the New York Jets for Fisher's first win as a head coach.

1995

January 5—Oilers announce that Jeff Fisher will remain as head coach, officially becoming the 15th head coach in franchise history.

January 17—As his first hire, Fisher brings in Jerry Rhome under the title of Offensive Coordinator.

March 3—The Oilers jump into the free agent pool and sign the NFL's all-time leading kickoff returner, Mel Gray. Gray joins the Oilers after successful stints with the Detroit Lions and New Orleans Saints.

March 7—The team announces five-year contract with KHTV/Channel 39 to broadcast Oilers' preseason games. The pact reunites the team and KHTV, which carried Oilers preseason action in '89.

March 23—Houston lures in one of the most coveted unrestricted free agents by signing C Mark Stepnoski from the Dallas Cowboys.

March 28—The Oilers sign veteran QB Chris Chandler from the Rams.

April 22—With the third overall choice in the draft, Houston selects Alcorn State QB Steve McNair.



Oilers coach Jeff Fisher believes he has the Oilers pointed in the right direction.

THE LAST TIME . . .

(Regular Season Only, as of 12/25/94)

INDIVIDUAL

KICKOFF RETURNED FOR TOUCHDOWN

By Oilers—Lorenzo White vs. Pittsburgh (90 yards), 12/4/88

By Opponents—Eric Metcalf, Cleveland (101 yards), 12/9/90

PUNT RETURNED FOR TOUCHDOWN

By Oilers—Ernest Givins vs. Seattle (78 yards), 12/11/94

By Opponents—Corey Sawyer, Cincinnati (82 yards), 9/25/94

INTERCEPTION RETURNED FOR TOUCHDOWN

By Oilers—Cris Dishman
vs. Arizona (36 yards), 12/4/94

By Opponents—David Johnson,
Pittsburgh (26 yards), 9/16/90

FUMBLE RETURNED FOR TOUCHDOWN

By Oilers—Ray Childress
vs. Atlanta (recovered in end zone),
12/5/93

By Opponents—Tony Bennett,
Indianapolis (75 yards), 9/4/94

FIELD GOAL BLOCKED

By Oilers—Eddie Robinson
at San Francisco (Mike Cofer),
12/25/93

By Opponents—Darryl Talley,
Buffalo (Tony Zendejas), 9/24/89

FIELD GOAL BLOCKED AND RETURNED FOR TD

By Oilers—Ken Houston
(71 yards) at N.Y. Jets (Jim Turner's
FG blocked by Pat Holmes),
10/15/67

By Opponents—Mark Kelso
(76 yards), Buffalo (Tony Zendejas'
FG blocked by Darryl Talley), 9/24/89

PUNT BLOCKED

By Oilers—Bubba McDowell at Cleveland (Brian Hansen), 11/21/93

By Opponents—Bruce Alexander, Miami (Greg Montgomery), 11/22/92

PUNT BLOCKED AND RETURN FOR TD

By Oilers—Bubba McDowell (12 yards) vs. Denver (Mike Horan's punt
blocked by Bo Orlando), 10/6/91

By Opponents—Robert Williams (18 yards), Dallas (Greg Montgomery's
punt block by Robert Williams), 11/10/91

MISSED PAT

By Oilers—Al Del Greco vs. Seattle (hit right upright), 11/7/93

By Opponents—John Kasay, Seattle (blocked by Ray Childress),
12/11/94

SAFETY SCORED

By Oilers—Lamar Lathon vs. Arizona (sacked QB Jay Schroeder
in end zone), 12/4/94

By Opponents—Eric Swann, Arizona (sacked QB Billy Joe Tolliver
in end zone), 12/4/94

200 YARDS RUSHING

By Oilers—Earl Campbell vs. Minnesota (203 yards), 12/21/80

By Opponents—James Brooks, Cincinnati (201 yards), 12/23/90

150 YARDS RUSHING

By Oilers—Lorenzo White vs. N.Y. Giants (156 yards), 11/21/94

By Opponents—Chris Warren, Seattle (185 yards), 12/11/94

100 YARDS RUSHING

By Oilers—Lorenzo White vs. N.Y. Giants (156 yards), 11/21/94

By Opponents—Chris Warren, Seattle (185 yards), 12/11/94

400 YARDS PASSING

By Oilers—Warren Moon vs. Dallas (432 yards), 11/10/91

By Opponents—Tom Flores, Oakland (407 yards), 12/22/63

300 YARDS PASSING

By Oilers—Warren Moon vs. Atlanta (342 yards), 12/5/93

By Opponents—Jeff Blake, Cincinnati (354 yards), 11/13/94



CB Cris Dishman

200 YARDS RECEIVING**By Oilers**—Haywood Jeffires vs. Kansas City (245 yards), 12/16/90**By Opponents**—Don Maynard, N.Y. Jets (212 yards), 10/20/69**150 YARDS RECEIVING****By Oilers**—Haywood Jeffires vs. N.Y. Jets (186 yards), 10/13/91**By Opponents**—Carl Pickens, Cincinnati (188 yards), 11/13/94**100 YARDS RECEIVING****By Oilers**—Webster Slaughter vs. N.Y. Jets (123 yards), 12/24/94**By Opponents**—Lake Dawson, Kansas City (101 yards), 12/18/94**FIVE TOUCHDOWN PASSES****By Oilers**—Warren Moon at Cincinnati, 10/11/92**By Opponents**—Jim Kelly, Buffalo, 9/24/89**FOUR TOUCHDOWN PASSES****By Oilers**—Warren Moon at Cincinnati, 11/14/93**By Opponents**—Jeff Blake, Cincinnati, 11/13/94**THREE TOUCHDOWN RECEPTIONS****By Oilers**—Haywood Jeffires at Cincinnati, 11/14/93**By Opponents**—Carl Pickens, Cincinnati, 11/13/94**TWO TOUCHDOWN RECEPTIONS****By Oilers**—Haywood Jeffires at Indianapolis, 9/4/94**By Opponents**—Carl Pickens (3), Cincinnati, 11/13/94**THREE TOUCHDOWNS RUSHING****By Oilers**—Lorenzo White (4) vs. Cleveland, 12/9/90**By Opponents**—Marshall Faulk, Indianapolis, 9/4/94**TWO TOUCHDOWNS RUSHING****By Oilers**—Gary Brown at Dallas, 9/11/94**By Opponents**—Larry Centers, Arizona, 12/4/94**FOUR FIELD GOALS****By Oilers**—Al Del Greco at Pittsburgh, 12/19/93**By Opponents**—Gary Anderson, Pittsburgh, 11/6/94**THREE FIELD GOALS****By Oilers**—Al Del Greco vs. N.Y. Jets, 12/24/94**By Opponents**—Gary Anderson (4), Pittsburgh, 11/6/94**TWO INTERCEPTIONS****By Oilers**—Darryll Lewis vs. Cleveland, 10/13/94**By Opponents**—Terry Hoage, Arizona, 12/4/94**THREE SACKS****By Oilers**—Ray Childress vs. N.Y. Jets, 1/2/94**By Opponents**—Mo Lewis, N.Y. Jets, 12/24/94**WR Haywood Jeffires****TEAM****SCORED 50 POINTS****By Oilers**—Houston 58, Cleveland 14, 12/9/90**By Opponents**—Cincinnati 61, Houston 7, 12/17/89**SCORED 40 POINTS****By Oilers**—Houston 42, Denver 14, 10/6/91**By Opponents**—Indianapolis 45, Houston 21, 9/4/94**WON OVERTIME GAME****By Oilers**—Houston 23, Kansas City 20, 9/20/92**By Opponents**—Pittsburgh 12, Houston 9, 11/6/94**SHUTOUT****By Oilers**—Houston 24, N.Y. Jets 0, 1/2/94**By Opponents**—Kansas City 34, Houston 0, 11/26/89**500 TOTAL NET YARDS****By Oilers**—vs. Dallas (583 yards), 11/10/91**By Opponents**—at Cincinnati (584 yards), 12/17/89**400 TOTAL NET YARDS****By Oilers**—at Cincinnati (462 yards), 11/14/93**By Opponents**—vs. Cleveland (410 yards), 12/12/93

OILERS IN OVERTIME

***December 23, 1962 - Dallas 20, at Houston 17:** Texans win the toss but elect to kick. Each team gets three cracks at winning the game in the first overtime before K Tommy Brooker's championship-winning 25-yard field goal at 12:06 of the second OT.

October 30, 1977 - at Cincinnati 13, Houston 10: Bengals win the toss. QB Ken Anderson's 17-yard completion to WR Billy Brooks is the long play prior to K Chris Bahr's winning 22-yard field goal at 5:51 of OT.

September 23, 1979 - Houston 30, at Cincinnati 27: Oilers win the toss. On opening series, Bengals force Cliff Parsley punt. Cincinnati drives to Oilers' 14-yard line, but K Chris Bahr misses a 32-yard field goal attempt. Houston again has to punt on its ensuing series. The Oiler defense then forces a punt by Bengals' Pat McNally. Houston takes over on the Cincinnati 42. RB Earl Campbell's 15-yard run is the long play prior to K Toni Fritsch's winning 29-yard field goal at 14:28 of OT.

October 28, 1979 - at Houston 27, N.Y. Jets 24: Oilers win the toss. QB Dan Pastorini's 22-yard completion to FB Rob Carpenter is the long play as Oilers drive 58 yards. K Toni Fritsch kicks the winning 35-yard field goal at 5:10 of OT.

November 23, 1980 - at N.Y. Jets 31, Houston 28: Jets win the toss. A personal foul on Houston's Guido Merckens on the kickoff gives New York possession at the Jets' 40-yard line. QB Richard Todd's 17-yard screen pass to RB Bobby Harper is the long play prior to K Pat Leahy's winning 38-yard field goal at 3:58 of OT.

September 4, 1983 - Green Bay 41, at Houston 38: Packers win the toss. RB Eddie Lee Ivey's 12-yard run is the long play as Packers drive 59 yards. K Jan Stenerud kicks the winning 42-yard field goal at 5:55 of OT.

October 23, 1983 - Kansas City 13, at Houston 10: Chiefs win the toss. QB Bill Kenney's 20-yard completion to WR Stephone Paige is the long play as Chiefs drive 60 yards. K Nick Lowery kicks the winning 41-yard field goal at 7:41 of OT.

October 30, 1983 - at Cleveland 25, Houston 19: Oilers win the toss. Browns' defense forces a John James punt. Houston defense does the same to Cleveland as Jeff Gossett punts on ensuing series. Oiler QB Gifford Nielsen's pass is intercepted by Cleveland S Mike Whitwell and returned 15 yards to the Houston 20-yard line. On the next play, RB Boyce Green scores a touchdown on a 20-yard run at 6:34 of OT.

December 2, 1984 - at Houston 23, Pittsburgh 20: Oilers win the toss. QB Warren Moon's 19-yard completion to WR Steve Bryant is the long play as Oilers drive 63 yards. K Joe Cooper kicks the winning 30-yard field goal at 5:53 of OT.

September 28, 1986 - Pittsburgh 22, at Houston 16: Oilers win the toss. Steelers' defense forces a Lee Johnson punt that is returned 41 yards to the Oilers' 15-yard line by Pittsburgh's Rick Woods. Two plays later, RB Walter Abercrombie runs three yards for winning touchdown at 2:35 of OT.

November 30, 1986 - at Cleveland 13, Houston 10: Oilers win the toss but elect to kickoff (18-25 MPH winds). Oilers' defense forces a Jeff Gossett punt. QB Oliver Luck, replacing an injured Warren Moon, leads the Oilers to the Cleveland 31-yard line, but then is intercepted by CB Frank Minnifield at the Browns' 21. Again Houston's defense puts the Browns in a punting situation. Once again, Minnifield picks off a Luck pass, returning it to the Oilers' 37. FB Kevin Mack's seven-yard run and QB Bernie Kosar's seven-yard pass to WR Brian Brennan are the long plays prior to K Mark Moseley's winning 29-yard field goal at 14:44 of OT.

****January 3, 1988 - at Houston 23, Seattle 20:** Seahawks win the toss. Oilers' defense forces a Ruben Rodriguez punt. QB Warren Moon's 15-yard pass to WR Drew Hill is the long play as the Oilers drive 61 yards. K Tony Zendejas kicks the winning 42-yard field goal at 8:05 of OT.

September 4, 1988 - Houston 17, at Indianapolis 14: Colts win the toss. On the opening series, QB Gary Hogeboom completes a screen pass to RB Eric Dickerson, but Oiler LB John Grimsley forces a fumble which is recovered by LB Robert Lyles on the Colts' 42-yard line. QB Cody Carlson, subbing for injured Warren Moon, completes a 21-yard pass to WR Ernest Givins for the long play prior to K Tony Zendejas' 35-yard field goal at 3:51 of OT.

September 24, 1989 - Buffalo 47, at Houston 41: Oilers win the toss. Houston takes over on its own 19-yard line and advances to the Buffalo 20 thanks to QB Warren Moon's 32-yard completion to FB Alonzo Highsmith, plus a 17-yard run by Moon and an 11-yarder by Highsmith. K Tony Zendejas attempts a 37-yard field goal, but it is wide left. The Bills assume possession on their own 20 and move 80 yards in seven plays. A 21-yard QB Jim Kelly-to-TE Pete Metzelaars pass precedes the game-winning 28-yard TD catch by WR Andre Reed at 8:42 of OT.

****December 31, 1989 - Pittsburgh 26, at Houston 23:** Steelers win the toss. Oilers' defense forces a Harry Newsome punt as Houston takes over on its own 45-yard line. Oiler RB Lorenzo White fumbles on the first play as CB Rod Woodson recovers for the Steelers on the Houston 46. RB Merrill Hoge's 11-yard run helps Pittsburgh advance to the Oiler 33 before Gary Anderson kicks a 50-yard field goal (his 4th of the game) to win the game at 3:26 of OT.

December 2, 1990 - at Seattle 13, Houston 10: Seahawks win the toss. Oilers' defense forces a Rick Donnelly punt as Houston takes over on its own 23-yard line. Oiler WR Bernard Ford fumbles on the first play as LB David Wyman recovers for the Seahawks on the Houston 27. Seattle FB John L. Williams rushes twice for a total of three yards before Norm Johnson kicks a 42-yard field goal to win the game at 4:25 of OT.

November 3, 1991 - at Washington 16, Houston 13: Redskins win the toss. Oilers' defense forces a Kelly Goodburn punt as Houston takes over on its own 31-yard line. Oiler QB Warren Moon is intercepted on the second play by CB Darrell Green with Washington taking over on Houston's 33. RB Earnest Byner carries three times for a total of nine yards before Chip Lohmiller kicks a 41-yard field goal to win the game at 4:01 of OT.

November 10, 1991 - at Houston 26, Dallas 23: Oilers win the toss. Cowboys' defense forces a Greg Montgomery punt as Dallas takes over on its own 24-yard line. The Cowboys move to the Oiler 24-yard line where they have a first down following a Houston holding penalty. Dallas RB Emmitt Smith gains seven yards but fumbles after a hit by LB Lamar Lathon with Oiler S Bo Orlando recovering at the Houston 15. The Oilers then embark on an 11-play, 80-yard drive in which QB Warren Moon completes all seven of his passes for 70 yards. On second down, K Al Del Greco kicks a 23-yard field goal at 14:31 of OT.

September 20, 1992 - at Houston 23, Kansas City 20: Chiefs win the toss. On the third play of OT, Kansas City WR J.J. Birden fumbles after a hit by Houston CB Cris Dishman with DT Doug Smith recovering the ball at the Chief's 23-yard line. Oiler RB Lorenzo White runs once for two yards before K Al Del Greco boots the game-winning 39-yard field goal at 1:55 of OT.

****January 3, 1993 - at Buffalo 41, Houston 38:** Oilers win the toss. On third-and-three from Houston's 27-yard line, QB Warren Moon is intercepted by Buffalo CB Nate Odomes who returns the ball to the Oiler 35. On the return, Houston WR Haywood Jeffries is penalized for a face mask infraction which moves the ball to the Oilers' 20. After a pair of Kenneth Davis runs net six yards, K Steve Christie kicks a 32-yard field goal to win the game at 3:06 of OT.

November 6, 1994 - Pittsburgh 12, at Houston 9: Steelers win the toss. Both teams exchange five punts before the Oilers gain possession on their 12-yard line with 4:30 left in the extra period. On the first play from scrimmage, RB Gary Brown scoots up the middle for 8 yards before being hit by CB Rod Woodson, he fumbles and the Steelers take over at the Oilers 22-yard line. Two plays later, K Gary Anderson hits from 40 yards out for the winning score at 3:36 of OT.

*** AFL Championship Game**

**** Wild Card Playoff Game**

TOTALS—Won/Loss Record: 7-14 (5-7 home, 2-7 road)

Coin Toss Record: 9-12 (5-7 home, 4-5 road)



DT Doug Smith's fumble recovery in overtime helped set up K Al Del Greco's game-winning 39-yard field goal versus Kansas City (9/20/92).

YEAR-BY-YEAR OFFENSE

(Regular Season)

Year	Total Plays	First Downs	Rush Yards	Net Pass Yards	Total Yards	Total Points
1960	930	262	1565	3371	4936	379
1961	964	293	1896	4392	6288	513
1962	943	266	1742	3229	4971	387
1963	870	254	1210	3222	4432	302
1964	942	284	1347	3527	4874	310
1965	905	227	1175	2813	3988	298
1966	926	246	1515	2897	4412	335
1967	828	207	2122	1381	3503	258
1968	905	240	1804	2548	4352	303
1969	965	256	1706	2825	4531	278
1970	922	232	1556	2506	4062	217
1971	815	201	1106	2409	3515	251
1972	817	183	1518	1673	3191	164
1973	840	193	1388	1919	3307	199
1974	817	200	1361	1977	3338	236
1975	900	234	2068	1869	3937	293
1976	878	199	1498	2072	3570	222
1977	879	228	1989	1875	3864	299
1978	993	276	2476	2338	4814	283
1979	1034	268	2571	2256	4827	362
1980	1063	329	2635	3007	5642	295
1981	947	241	1734	2777	4511	281
1982	551	138	799	1574	2373	136
1983	1033	295	1998	2902	4900	288
1984	969	284	1656	3228	4884	240
1985	998	270	1570	3082	4652	284
1986	1089	299	1700	3449	5149	274
1987	998	294	1923	3300	5223	345
1988	1010	308	2249	2956	5205	424
1989	1028	327	1928	3499	5427	365
1990	1006	376	1417	4805	6222	405
1991	1022	353	1366	4621	5987	386
1992	958	339	1626	4029	5655	352
1993	1066	330	1792	3866	5658	368
1994	1036	278	1682	2799	4481	226

YEAR-BY-YEAR DEFENSE

(Regular Season)

Year	Total Plays	First Downs	Rush Yards	Net Pass Yards	Total Yards	Total Points
1960	995	282	1027	3874	4901	285
1961	899	235	1634	2391	4025	242
1962	880	217	1569	2561	4130	270
1963	873	256	1710	2606	4316	372
1964	896	267	1961	3280	5241	355
1965	946	271	2683	2470	5153	429
1966	881	244	1833	3162	4995	396
1967	910	233	1637	2418	4055	199
1968	854	198	1704	1671	3375	248
1969	833	183	1556	2217	3773	279
1970	840	227	1793	2605	4398	352
1971	880	237	1723	2072	3795	330
1972	894	263	2591	2143	4734	380
1973	929	274	2410	2237	4647	447
1974	919	268	2050	2375	4425	282
1975	952	264	1680	2457	4137	226
1976	935	226	2072	1915	3987	273
1977	933	247	1815	2142	3957	230
1978	1021	292	2072	2842	4914	298
1979	1038	304	2225	2765	4990	331
1980	932	259	1811	2801	4612	251
1981	1084	325	2411	3315	5726	355
1982	613	187	1225	2213	3438	245
1983	1031	332	2787	2845	5632	460
1984	1075	345	2789	3179	5968	437
1985	1091	356	2814	3341	6155	412
1986	1054	285	2035	2999	5034	329
1987	976	287	1848	3145	4993	349
1988	985	304	1592	3266	4858	365
1989	940	314	1669	3542	5211	412
1990	890	279	1575	3060	4635	307
1991	984	280	1540	3208	4748	251



1992	907	254	1634	2577	4211	258
1993	1003	289	1273	3601	4874	238
1994	971	275	2120	2795	4915	352

Bold Face Denotes Club Record — 1960-77—14 games; 1978-81—16 games; 1982—9 games; 1983-86—16 games; 1987—15 games; 1988-94—16 games

HOME/AWAY RECORDS

HOME RECORD					ROAD RECORD				
Year	W	L	T	Pct.	Year	W	L	T	Pct.
1960	6	1	0	.857	1960	4	3	0	.571
1961	6	1	0	.857	1961	4	2	1	.643
1962	6	1	0	.857	1962	5	2	0	.714
1963	4	3	0	.571	1963	2	5	0	.286
1964	3	4	0	.429	1964	1	6	0	.143
1965	3	4	0	.429	1965	1	6	0	.143
1966	3	4	0	.429	1966	0	7	0	.000
1967	5	2	0	.714	1967	4	2	1	.643
1968	3	4	0	.429	1968	4	3	0	.571
1969	4	2	1	.643	1969	2	4	1	.357
1970	1	6	0	.143	1970	2	4	1	.357
1971	3	3	1	.500	1971	1	6	0	.143
1972	1	6	0	.143	1972	0	7	0	.000
1973	0	7	0	.000	1973	1	6	0	.143
1974	3	4	0	.429	1974	4	3	0	.571
1975	5	2	0	.714	1975	5	2	0	.714
1976	3	4	0	.429	1976	2	5	0	.286
1977	5	2	0	.714	1977	3	4	0	.429
1978	5	3	0	.625	1978	5	3	0	.625
1979	6	2	0	.750	1979	5	3	0	.625
1980	6	2	0	.750	1980	5	3	0	.625
1981	5	3	0	.625	1981	2	6	0	.250
1982	1	4	0	.200	1982	0	4	0	.000
1983	2	6	0	.250	1983	0	8	0	.000
1984	2	6	0	.250	1984	1	7	0	.125
1985	4	4	0	.500	1985	1	7	0	.125
1986	4	4	0	.500	1986	1	7	0	.125
1987	5	2	0	.714	1987	4	4	0	.500
1988	7	1	0	.875	1988	3	5	0	.375
1989	6	2	0	.750	1989	3	5	0	.375
1990	6	2	0	.750	1990	3	5	0	.375
1991	7	1	0	.875	1991	4	4	0	.500
1992	5	3	0	.625	1992	5	3	0	.625
1993	7	1	0	.875	1993	5	3	0	.625
1994	2	6	0	.250	1994	0	8	0	.000

35-YEAR TOTALS

(Regular Season Only)

	W	L	T	Pct.
Home Games	144	112	2	.562
Road Games	92	162	4	.364
Totals	236	274	6	.463

PRIME TIME OILERS

YEAR	DATE	OPPONENT	SCORE	ATTEN-DANCE
1970	Mon., Dec. 7	CLEVELAND (ABC)	10-21	L 50,528
1972	Mon., Oct. 9	OAKLAND (ABC)	0-34	L 51,378
1975	Mon., Nov. 24	PITTSBURGH (ABC)	9-32	L 51,851
1976	Mon., Nov. 1	at Baltimore (ABC)	14-38	L 60,020
1978	Mon., Oct. 23	at Pittsburgh (ABC)	24-17	W 48,021
1978	Mon., Nov. 20	MIAMI (ABC)	35-30	W 51,874
1979	Mon., Nov. 5	at Miami (ABC)	9-6	W 70,273
1979	Mon., Dec. 10	PITTSBURGH (ABC)	20-17	W 55,293
1980	Mon., Sept. 15	at Cleveland (ABC)	16-7	W 80,243
1980	Mon., Nov. 10	NEW ENGLAND (ABC)	38-34	W 51,524
1980	Thur., Dec. 4	PITTSBURGH (ABC)	6-0	W 53,960
1981	Mon., Oct. 26	at Pittsburgh (ABC)	13-26	L 52,372
1981	Thur., Dec. 3	CLEVELAND (ABC)	17-13	W 44,502
1982	Mon., Dec. 13	DALLAS (ABC)	7-37	L 51,808
1988	Sun., Oct. 30	WASHINGTON (ESPN)	41-17	W 48,781
1988	Mon., Nov. 7	CLEVELAND (ABC)	24-17	W 51,467
1988	Sun., Dec. 4	PITTSBURGH (ESPN)	34-37	L 47,791
1989	Mon., Nov. 13	CINCINNATI (ABC)	26-24	W 60,694
1989	Sat., Dec. 23	CLEVELAND (ESPN)	20-24	L 58,852
1990	Sun., Sept. 16	at Pittsburgh (TNT)	9-20	L 54,814

1990	Mon., Nov. 26	BUFFALO (ABC)	27-24	W	60,130
1990	Sun., Dec. 30	PITTSBURGH (ESPN)	34-14	W	56,906
1991	Sun., Sept. 8	at Cincinnati (TNT)	30-7	W	56,463
1991	Mon., Sept. 16	KANSAS CITY (ABC)	17-7	W	61,058
1991	Sun., Nov. 17	CLEVELAND (ESPN)	28-24	W	58,155
1991	Mon., Dec. 2	PHILADELPHIA (ABC)	6-13	L	62,141
1992	Mon., Dec. 7	CHICAGO (ABC)	24-7	W	62,193
1992	Sun., Dec. 13	GREEN BAY (ESPN)	14-16	L	57,285
1992	Sun., Dec. 27	BUFFALO (ESPN)	27-3	W	61,742
1993	Sun., Sept. 5	at New Orleans (TNT)	21-33	L	69,029
1993	Mon., Oct. 11	at Buffalo (ABC)	7-35	L	79,613
1993	Sun., Nov. 28	PITTSBURGH	23-3	W	61,238
1994	Sun., Jan. 2	N.Y. JETS (ESPN)	24-0	W	61,040
1994	Mon., Oct. 3	at Pittsburgh (ABC)	14-30	L	57,274
1994	Thurs., Oct. 13	CLEVELAND (TNT)	8-11	L	50,364
1994	Mon., Oct. 24	at Philadelphia (ABC)	6-21	L	65,233
1994	Mon., Nov. 21	N.Y. GIANTS (ABC)	10-13	L	53,201

TOTALS: 11-11 Monday Night (8-6 home, 3-5 road)
 2-1 Thursday Night (2-1 home)
 0-1 Saturday Night (0-1 home)
 7-4 Sunday Night (7-2 home, 0-2 road)

OILERS MONTH-BY-MONTH

(Regular Season)

YEAR	SEPT.	OCT.	NOV.	DEC.	RECORD
1960	2-1	3-1	3-1	2-1	10-4
1961	1-1	2-2-1	4-0	3-0	10-3-1
1962	2-1	2-2	4-0	3-0	11-3
1963	2-2	3-1	1-2	0-3	6-8
1964	2-1	0-4	0-5	2-0	4-10
1965	2-1	2-2	0-4	0-3	4-10
1966	2-2	1-3	0-3	0-3	3-11
1967	1-2	3-0-1	2-1	3-1	9-4-1
1968	1-3	2-2	2-2	2-0	7-7
1969	2-1	2-2	1-2-2	1-1	6-6-2
1970	1-1	1-2-1	1-4	0-3	3-10-1
1971	0-2	1-3-1	0-4	3-0	4-9-1
1972	0-2	1-4	0-4	0-3	1-13
1973	0-3	0-4	1-3	0-3	1-13
1974	1-2	1-3	3-1	2-1	7-7
1975	2-0	3-1	2-3	3-0	10-4
1976	2-1	2-2	1-4	0-2	5-9
1977	2-0	1-4	3-1	2-1	8-6
1978	2-2	3-2	4-0	1-2	10-6
1979	4-1	2-2	4-0	1-2	11-5
1980	3-1	2-2	3-2	3-0	11-5
1981	2-2	2-2	1-4	2-1	7-9
1982	1-1	0-0	0-2	0-4	1-8*
1983	0-4	0-5	1-3	1-2	2-14
1984	0-5	0-4	2-2	1-2	3-13
1985	1-3	2-2	2-2	0-4	5-11
1986	1-3	0-4	2-3	2-1	5-11
1987	1-1	3-1	2-3	3-1	9-6
1988	3-1	3-2	3-1	1-2	10-6
1989	1-2	3-2	3-1	2-2	9-7
1990	2-2	2-2	2-1	3-2	9-7
1991	3-1	4-0	2-2	2-2	11-5
1992	3-1	2-1	2-3	3-1	10-6
1993	1-3	2-1	4-0	4-0	12-4**
1994	1-3	0-4	0-4	1-3	2-14
TOTALS	54-62	60-78-4	65-77-2	56-56	236-274-6

* Includes January 2, 1983, 35-27 loss vs. Cincinnati

** Includes January 2, 1994, 24-0 win vs. New York Jets

HOT 'N' COLD OILERS

FIVE WARMEST GAMES

DATE	OPPONENT	SCORE	WEATHER
9/11/83	at L.A. Raiders	6-20 L	96°, clear
9/9/90	at Atlanta	27-47 L	94°, partly cloudy
10/7/62	BUFFALO	17-14 W	93°, showers
9/14/65	N.Y. JETS	27-21 W	93°, sunny
10/6/63	at Kansas City	7-28 L	92°, sunny

FIVE COLDEST GAMES

DATE	OPPONENT	SCORE	WEATHER
12/11/77	at Cleveland	19-15 W	7°, clear
12/17/89	at Cincinnati	7-61 L	7°, overcast
12/14/80	at Green Bay	22-3 W	20°, clear
*1/6/80	at Pittsburgh	13-27 L	22°, partly cloudy
12/15/85	at Cleveland	21-28 L	22°, overcast
12/18/88	at Cleveland	23-28 L	22°, overcast

*Playoff game

TEN LARGEST MARGINS...

...OF VICTORY

MARGIN	SCORE	DATE	OPPONENT
1. 55 points	55-0	9/9/61	OAKLAND
2. 47 points	47-0	11/6/77	CHICAGO
3. 44 points	58-14	12/9/90	CLEVELAND
4. 42 points	55-13	11/5/61	at Denver
5. 39 points	56-17	10/14/62	N.Y. TITANS
6. 38 points	45-7	9/3/66	DENVER
7. 36 points	49-13	11/19/61	N.Y. TITANS
8. 35 points	41-6	12/11/88	CINCINNATI
35 points	38-3	11/14/93	at Cincinnati
10. 34 points	44-10	12/15/62	at N.Y. Titans

...OF DEFEAT

MARGIN	SCORE	DATE	OPPONENT
1. 54 points	61-7	12/17/89	at Cincinnati
2. 44 points	44-0	11/1/70	at St. Louis
44 points	61-17	12/17/72	CINCINNATI
4. 42 points	45-3	11/1/63	at Boston
42 points	52-10	12/20/70	at Dallas
42 points	45-3	9/18/88	at N.Y. Jets
7. 41 points	51-10	10/13/74	at Minnesota
8. 39 points	52-13	9/18/66	at N.Y. Jets
9. 34 points	34-0	10/9/72	OAKLAND
34 points	34-0	11/26/89	at Kansas City

CONSECUTIVE VICTORIES AND LOSSES

CONSECUTIVE VICTORIES

MOST OVERALL	ON ROAD
11 10/17/93-12/9/94	5 10/17/93-12/25/93
10 10/22/61-9/9/62	5 10/29/61-9/9/62
7 11/4/62-12/15/62	4 10/27/74-12/1/74
5 10/28/79-11/22/79	4 12/7/75-10/3/76
5 10/29/80-11/16/80	3 11/4/62-12/15/62
4 10/12/75-11/2/75	3 11/12/67-9/14/68
4 10/6/91-10/27/91	3 11/23/68-10/4/69
4 9/13/92-10/11/92	3 11/12/78-9/2/79
AT HOME	START OF SEASON
9 12/6/87-11/20/88	3 9/1/91-9/16/91
9 11/18/90-11/17/91	2 9/11/60-9/19/65
7 10/22/61-10/14/62	2 9/12/65-9/19/65
6 10/9/60-9/9/61	2 9/3/66-9/10/66
6 11/17/68-10/26/69	2 9/21/75-9/28/75
6 10/24/93-1/2/94	2 9/12/76-9/19/76
5 11/9/86-9/13/87	2 9/18/77-9/25/77
	2 9/6/81-9/13/81
	2 9/4/88-9/11/88

CONSECUTIVE LOSSES

MOST OVERALL	ON ROAD
18 10/9/72-10/28/73	*23 9/27/81-11/4/84
17 11/21/82-11/6/83	11 9/17/72-10/28/73
11 10/3/94-12/18/94	10 11/21/65-12/18/86
10 9/2/84-11/4/84	10 11/1/70-11/21/71
9 9/14/64-11/2/64	8 9/4/94-12/18/94
8 9/14/86-11/2/86	8 9/21/86-9/20/87

**AT HOME**

13	10/9/72-12/16/73
9	11/21/82-11/6/83
5	9/2/84-10/28/84
5	12/8/85-10/26/86
5	10/13/94-12/11/94
4	9/9/68-10/20/68

START OF SEASON

10	9/4/83-11/6/83
10	9/2/84-11/4/84
7	9/16/73-10/28/73
3	9/4/94-9/18/94
2	9/17/72-9/24/72
2	9/9/90-9/16/90

*NFL record

TOP TEN ATTENDANCE

	DATE	OPPONENT	SCORE	CROWD
Home Games - Tickets Distributed				
1.	9/6/92	Pittsburgh	24-29 L	64,934
2.	1/16/94*	Kansas City	20-28 L	64,184
3.	1/2/94	N.Y. Jets	24-0 W	64,174
4.	12/27/92	Buffalo	27-3 W	64,105
5.	11/28/93	Pittsburgh	23-3 W	64,082
6.	12/8/91	Pittsburgh	31-6 W	63,971
7.	9/20/92	San Diego	27-0 W	63,793
8.	12/2/91	Philadelphia	6-13 L	63,760
9.	11/10/91	Dallas	26-23 W	63,721
10.	12/7/92	Chicago	24-7 W	63,630

Home Games - Announced

1.	1/16/94*	Kansas City	20-28 L	64,011
2.	9/6/92	Pittsburgh	24-29 L	63,713
3.	11/10/91	Dallas	26-23 W	63,001
4.	12/7/92	Chicago	24-7 W	62,193
5.	12/2/91	Philadelphia	6-13 L	62,141
6.	12/27/92	Buffalo	27-3 W	61,742
7.	12/29/91*	N.Y. Jets	17-10 W	61,485
8.	9/1/91	L.A. Raiders	47-17 W	61,367
9.	11/28/93	Pittsburgh	23-3 W	61,238
10.	9/17/91	Kansas City	17-7 W	61,058

Road Games - Tickets Distributed

1.	9/15/80	Cleveland	16-7 W	81,047
2.	9/13/81	Cleveland	9-3 W	80,142
3.	1/1/89*	Buffalo	10-17 L	80,023
4.	11/10/74	Buffalo	21-9 W	80,020
5.	10/29/89	Cleveland	17-28 L	79,939
6.	10/11/93	Buffalo	7-35 L	79,928
7.	12/18/88	Cleveland	23-28 L	79,873
8.	12/24/88*	Cleveland	24-23 W	79,508
9.	12/18/94	Kansas City	9-31 L	79,319
10.	11/18/90	Cleveland	35-23 W	78,155

Road Games - Announced

1.	9/15/80	Cleveland	16-7 W	80,243
2.	10/11/93	Buffalo	7-35 L	79,613
3.	1/1/89*	Buffalo	10-17 L	79,532
4.	9/13/81	Cleveland	9-3 W	79,483
5.	11/10/74	Buffalo	21-9 W	79,223
6.	10/29/89	Cleveland	17-28 L	78,765
7.	9/24/72	Miami	13-34 L	77,821
8.	11/18/90	Cleveland	35-23 W	76,726
9.	1/10/88*	Denver	10-34 L	75,968
10.	1/4/92*	Denver	24-26 L	75,301

*Playoff game

ALL-TIME ATTENDANCE

(Regular Season Games Only)

HOME ATTENDANCE

Year	Home Games	Attendance	Average	Stadium
1960	7	140,136	20,019	Jeppesen
1961	7	195,024	27,861	Jeppesen
1962	7	200,285	28,612	Jeppesen

'95 Houston Oilers



1963	7	163,372	23,339	Jeppesen
1964	7	141,777	20,254	Jeppesen
1965	7	240,857	34,408	Rice
1966	7	177,896	25,414	Rice
1967	7	185,129	26,447	Rice
1968	7	283,383	40,483	Astrodome
1969	7	309,420	44,203	Astrodome
1970	7	294,425	42,061	Astrodome
1971	7	289,954	41,422	Astrodome
1972	7	285,851	40,836	Astrodome
1973	7	219,386	31,341	Astrodome
1974	7	237,403	33,915	Astrodome
1975	7	336,458	48,065	Astrodome
1976	7	331,895	47,414	Astrodome
1977	7	345,820	49,403	Astrodome
1978	8	411,652	51,457	Astrodome
1979	8	396,580	49,573	Astrodome
1980	8	398,699	49,837	Astrodome
1981	8	355,259	44,407	Astrodome
1982	5	200,340	40,068	Astrodome
1983	8	321,440	40,180	Astrodome
1984	8	323,533	40,442	Astrodome
1985	8	329,445	41,181	Astrodome
1986	8	303,786	37,973	Astrodome
1987	7	259,875	37,125	Astrodome
1988	8	365,981	45,748	Astrodome
1989	8	451,027	56,378	Astrodome
1990	8	449,275	56,159	Astrodome
1991	8	482,726	60,341	Astrodome
1992	8	479,428	59,928	Astrodome
1993	8	452,522	56,565	Astrodome
1994	8	353,514	44,189	Astrodome
Totals	258	10,713,553	41,525	

ROAD ATTENDANCE

Year	Road Games	Attendance	Average
1960	7	152,804	18,972
1961	7	121,355	17,336
1962	7	94,823	13,546
1963	7	173,863	24,838
1964	7	185,507	26,501
1965	7	209,392	29,913
1966	7	233,659	33,380
1967	7	262,256	37,465
1968	7	285,872	40,839
1969	7	290,442	41,492
1970	7	365,007	52,144
1971	7	368,657	52,665
1972	7	398,939	56,991
1973	7	373,858	53,408
1974	7	377,206	53,887
1975	7	382,317	54,617
1976	7	381,322	54,475
1977	7	375,514	53,645
1978	8	461,075	57,634
1979	8	458,934	57,367
1980	8	499,926	62,491
1981	8	489,853	61,232
1982	4	202,173	50,543
1983	8	385,775	48,222
1984	8	384,111	48,014
1985	8	404,596	50,575
1986	8	389,508	48,689
1987	8	425,828	53,229
1988	8	479,415	59,927
1989	8	438,397	54,800
1990	8	468,544	58,568
1991	8	438,620	54,828
1992	8	485,938	60,743
1993	8	491,549	61,444
1994	8	469,224	58,653
Totals	258	12,386,259	48,009

YEAR-BY-YEAR LEADERS

RUSHING

Year	Player	Att.	Yds.	Avg.	LG	TD
1960	Billy Cannon	152	644	4.2	39	1
1961	Billy Cannon	200	948	4.7	61t	6
1962	Charles Tolar	244	1012	4.1	25	7
1963	Charles Tolar	194	659	3.4	33	3
1964	Sid Blanks	145	756	5.2	91t	6
1965	Ode Burrell	130	528	4.1	63	3
1966	Ode Burrell	122	406	3.3	45	0
1967	Hoyle Granger	236	1194	5.1	67t	6
1968	Hoyle Granger	202	848	4.2	47	7
1969	Hoyle Granger	186	740	4.0	23	3
1970	Joe Dawkins	124	517	4.2	49t	2
1971	Robert Holmes	112	323	2.9	31	4
1972	Fred Willis	134	461	3.4	43	0
1973	Fred Willis	171	579	3.4	25	4
1974	Willie Rodgers	122	413	3.4	20	5
1975	Ronnie Coleman	175	790	4.5	46t	5
1976	Ronnie Coleman	171	684	4.0	39	2
1977	Ronnie Coleman	185	660	3.6	22	5
1978	Earl Campbell	302	1450	4.8	81t	13
1979	Earl Campbell	368	1697	4.6	61t	19
1980	Earl Campbell	373	1934	5.2	55t	13
1981	Earl Campbell	361	1376	3.9	43	10
1982	Earl Campbell	157	538	3.4	22	2
1983	Earl Campbell	322	1301	4.0	42	12
1984	Larry Moriarty	189	785	4.2	51	6
1985	Mike Rozier	133	462	3.5	30	8
1986	Mike Rozier	199	662	3.3	19t	4
1987	Mike Rozier	229	957	4.2	41	3
1988	Mike Rozier	251	1002	4.0	28	10
1989	Alonzo Highsmith	128	531	4.1	25	4
1990	Lorenzo White	168	702	4.2	22	8
1991	Allen Pinkett	171	720	4.2	32	9
1992	Lorenzo White	265	1226	4.6	44	7
1993	Gary Brown	195	1002	5.1	26	6
1994	Lorenzo White	191	757	4.0	33	3

PASSING

Year	Player	Att.	Comp.	Yds.	Pct.	Int.	TD	Avg.
1960	George Blanda	363	169	2413	46.6	22	25	6.7
1961	George Blanda	362	187	3330	51.7	22	36	9.2
1962	George Blanda	418	197	2810	47.1	42	27	6.7
1963	George Blanda	423	224	3003	52.9	25	24	7.0
1964	George Blanda	505	262	3282	51.9	27	17	6.4
1965	George Blanda	442	186	2542	42.1	30	20	5.8
1966	George Blanda	271	122	1764	45.0	21	17	6.4
1967	Pete Beathard	231	94	1114	40.7	14	9	4.8
1968	Pete Beathard	223	105	1559	47.1	16	7	6.9
1969	Pete Beathard	370	180	2455	48.6	21	10	6.4
1970	Charles Johnson	281	144	1652	51.2	12	7	5.9
1971	Dan Pastorini	270	127	1702	47.0	21	7	6.3
1972	Dan Pastorini	299	144	1711	48.2	11	7	5.7
1973	Dan Pastorini	290	154	1482	53.1	17	5	5.1
1974	Dan Pastorini	247	140	1571	56.7	10	10	6.4
1975	Dan Pastorini	342	163	2053	47.7	16	14	6.0
1976	Dan Pastorini	309	167	1785	53.5	10	10	5.7
1977	Dan Pastorini	319	169	1987	53.0	18	13	6.2
1978	Dan Pastorini	368	199	2473	54.1	17	16	6.7
1979	Dan Pastorini	324	163	2090	50.3	18	14	6.5
1980	Ken Stabler	454	293	3202	64.5	28	13	7.0
1981	Ken Stabler	285	165	1988	57.9	18	14	6.9
1982	Archie Manning	125	66	877	52.8	6	6	7.0
1983	Oliver Luck	217	124	1375	57.1	13	8	6.3
1984	Warren Moon	450	259	3338	57.6	14	12	7.4
1985	Warren Moon	377	200	2709	53.1	19	15	7.2
1986	Warren Moon	488	256	3489	52.5	26	13	7.2
1987	Warren Moon	368	184	2806	50.0	18	21	7.6
1988	Warren Moon	294	160	2327	54.4	8	17	7.9
1989	Warren Moon	464	280	3651	60.3	14	23	7.8
1990	Warren Moon	584	362	4689	62.0	13	33	8.0

1991	Warren Moon	655	404	4690	61.7	21	23	7.2
1992	Warren Moon	346	224	2521	64.7	12	18	7.3
1993	Warren Moon	520	303	3485	58.3	21	21	6.7
1994	Billy Joe Tolliver	240	121	1287	50.4	7	6	5.4

RECEIVING

<i>Year</i>	<i>Player</i>	<i>Rec.</i>	<i>Yds</i>	<i>Avg.</i>	<i>LG</i>	<i>TD</i>
1960	Bill Groman	72	1473	20.5	80t	12
1961	Charles Hennigan	82	1746	21.3	80t	12
1962	Charles Hennigan	54	867	16.1	75t	8
1963	Charles Hennigan	61	1051	17.2	83t	10
1964	Charles Hennigan	101	1561	15.5	53t	8
1965	Ode Burrell	55	650	11.8	52t	4
1966	Charles Frazier	57	1129	19.8	79t	12
1967	Hoyle Granger	31	300	9.6	43	3
1968	Alvin Reed	46	747	16.2	60	5
1969	Alvin Reed	51	664	13.0	43	2
1970	Alvin Reed	47	604	12.9	34	2
1971	Jim Beirne	38	550	14.5	40	1
1972	Fred Willis	45	297	6.6	27	2
1973	Fred Willis	57	371	6.5	50	1
1974	Ken Burrough	36	492	13.7	51	2
1975	Ken Burrough	53	1063	20.1	77t	8
1976	Ken Burrough	51	932	18.2	69	7
1977	Ken Burrough	43	816	19.0	85t	8
1978	Ken Burrough	47	624	13.3	44	2
1979	Ken Burrough	40	752	18.8	55t	6
1980	Mike Barber	59	712	12.1	79t	5
1981	Ken Burrough	40	668	16.7	71t	7
1982	Dave Casper	36	573	15.9	38	6
1983	Tim Smith	83	1176	14.2	47t	6
1984	Tim Smith	69	1141	16.5	75t	4
1985	Butch Woolfolk	80	814	10.2	80t	4
1986	Drew Hill	65	1112	17.1	81t	5
1987	Ernest Givins	53	933	17.6	83t	6
1988	Drew Hill	72	1141	15.8	57t	10
1989	Drew Hill	66	938	14.2	50	8
1990	Haywood Jeffires	74	1048	14.2	87t	8
	Drew Hill	74	1019	13.8	57	5
1991	Haywood Jeffires	100	1181	11.8	44	7
1992	Haywood Jeffires	90	913	10.1	47	9
1993	Webster Slaughter	77	904	11.7	41	5
1994	Webster Slaughter	68	846	12.4	57	2
	Haywood Jeffires	68	783	11.5	50	6

SCORING

<i>Year</i>	<i>Player</i>	<i>TD</i>	<i>PAT</i>	<i>FG</i>	<i>TP</i>
1960	George Blanda	4	46	15	115
1961	George Blanda	0	64	16	112
1962	George Blanda	0	48	11	81
1963	George Blanda	0	37	9	64
1964	George Blanda	0	38	13	76
1965	George Blanda	0	28	11	61
1966	George Blanda	0	39	16	87
1967	John Wittenborn	0	30	14	72
1968	Wayne Walker	0	26	8	50
1969	Roy Gerela	0	29	19	86
1970	Roy Gerela	0	23	18	77
1971	Mark Moseley	0	25	16	73
1972	Skip Butler	0	12	16	51
1973	Skip Butler	0	15	21	66
1974	Skip Butler	0	29	9	56
1975	Skip Butler	0	31	18	85
1976	Skip Butler	0	24	16	72
1977	Toni Fritsch	0	19	12	55
1978	Earl Campbell	13	0	0	78
1979	Earl Campbell	19	0	0	114
1980	Toni Fritsch	0	26	19	83
1981	Toni Fritsch	0	32	15	77
1982	Dave Casper	6	0	0	36
1983	Florian Kempf	0	33	17	84
1984	Joe Cooper	0	13	11	46
1985	Tony Zendejas	0	29	21	92
1986	Tony Zendejas	0	28	22	94
1987	Tony Zendejas	0	32	20	92

1988	Tony Zendejas	0	48	22	114
1989	Tony Zendejas	0	40	25	115
1990	Lorenzo White	12	0	0	72
1991	Ian Howfield	0	25	13	64
1992	Al Del Greco	0	41	21	104
1993	Al Del Greco	0	39	29	126
1994	Al Del Greco	0	18	16	66

KICKOFF RETURNS

<i>Year</i>	<i>Player</i>	<i>No.</i>	<i>Yds</i>	<i>Avg.</i>	<i>LG</i>	<i>TD</i>
1960	Ken Hall	19	594	31.3	104t	1
1961	Billy Cannon	18	439	24.4	47	0
1962	Bobby Jancik	24	726	30.3	61	0
1963	Bobby Jancik	45	1315	29.3	53	0
1964	Ode Burrell	17	449	26.4	93t	1
1965	Bobby Jancik	18	430	23.9	43	0
1966	Bobby Jancik	34	875	25.7	53	0
1967	Zeke Moore	14	405	28.9	92	1
1968	Zeke Moore	32	787	24.6	45	0
1969	Jerry LeVias	38	940	24.7	87	0
1970	Jerry LeVias	26	598	23.0	37	0
1971	Linzy Cole	32	834	26.1	45	0
1972	Willie Rodgers	17	335	19.7	31	0
1973	Bob Gresham	27	723	26.8	103t	1
1974	Billy Johnson	29	785	27.1	67	0
1975	Billy Johnson	33	798	24.2	81t	1
1976	Billy Johnson	26	579	22.2	53	0
1977	Billy Johnson	25	630	25.2	76t	1
1978	Johnnie Dirden	32	780	24.4	60	0
1979	Richard Ellender	24	514	21.4	35	0
1980	Carl Roaches	37	746	20.2	46	0
1981	Carl Roaches	28	769	27.5	96t	1
1982	Carl Roaches	21	441	21.0	45	0
1983	Steve Brown	31	795	25.6	93t	1
1984	Carl Roaches	30	679	22.6	49	0
1985	Willie Drewrey	26	642	24.7	52	0
1986	Willie Drewrey	25	500	20.0	32	0
	Allen Pinkett	26	519	20.0	48	0
1987	Curtis Duncan	28	546	19.5	62	0
1988	Leonard Harris	34	678	19.9	56	0
1989	Kenny Johnson	21	372	17.7	39	0
1990	Gerald McNeil	27	551	20.4	64	0
1991	Allen Pinkett	26	508	19.5	41	0
1992	Pat Coleman	14	290	20.7	28	0
1993	Willie Drewrey	15	293	19.5	34	0
1994	Todd McNair	23	481	20.9	44	0

PUNT RETURNS

<i>Year</i>	<i>Player</i>	<i>No.</i>	<i>Yds</i>	<i>Avg.</i>	<i>LG</i>	<i>TD</i>
1960	Billy Cannon	4	96	24.0	51	0
1961	Billy Cannon	9	70	7.8	20	0
1962	Bobby Jancik	14	164	11.7	21	0
1963	Bobby Jancik	13	145	11.2	56	0
1964	Bobby Jancik	14	220	15.7	82t	1
1965	Bobby Jancik	12	85	7.1	25	0
1966	Ode Burrell	8	76	9.5	29	0
1967	Larry Carwell	9	154	17.1	54	0
1968	Sid Blanks	22	179	8.1	39	0
1969	Jerry LeVias	35	292	8.3	46	0
1970	Jerry LeVias	25	213	8.5	33	0
1971	Linzy Cole	14	107	7.6	31	0
1972	Ken Houston	25	148	5.9	33	0
1973	Jeff Severson	16	126	7.9	74	0
1974	Billy Johnson	30	309	10.3	49	0
1975	Billy Johnson	40	612	15.3	83t	3
1976	Billy Johnson	39	397	10.2	46	0
1977	Billy Johnson	35	539	15.4	87t	2
1978	Ronnie Coleman	16	142	8.9	32	0
1979	Richard Ellender	31	203	6.5	36	0
1980	Carl Roaches	47	384	8.2	68	0
1981	Carl Roaches	39	296	7.6	40	0
1982	Carl Roaches	19	104	5.5	25	0
1983	Carl Roaches	20	159	8.0	23	0
1984	Carl Roaches	26	152	5.8	18	0
1985	Willie Drewrey	24	215	9.0	23	0

1986	Willie Drewrey	25	262	7.7	25	0
1987	Kenny Johnson	24	196	8.2	26	0
1988	Kenny Johnson	30	170	5.7	16	0
1989	Kenny Johnson	19	122	6.4	19	0
1990	Gerald McNeil	30	172	5.7	26	0
1991	Pat Coleman	22	138	6.3	24	0
1992	Webster Slaughter	20	142	7.1	20	0
1993	Willie Drewrey	41	275	6.7	18	0
1994	Ernest Givins	37	210	5.7	78t	1

INTERCEPTIONS

<i>Year</i>	<i>Player</i>	<i>No.</i>	<i>Yds</i>	<i>Avg.</i>	<i>LG</i>	<i>TD</i>
1960	Mark Johnston	4	42	10.5	33	0
	Dennit Morris	4	32	8.0	26	0
	Julian Spence	4	5	1.3	5	0
1961	Jim Norton	9	150	16.7	36	0
1962	Jim Norton	8	75	9.4	36	0
1963	Fred Glick	12	180	15.0	40	1
1964	Pete Jaquess	8	141	17.6	98t	1
1965	W.K. Hicks	9	156	17.3	31	0
1966	Jim Norton	4	125	31.3	56	0
	Fred Glick	4	47	11.8	41	0
1967	Miller Farr	10	264	26.4	67	3
1968	Ken Houston	5	160	32.0	66t	2
1969	Miller Farr	6	48	8.0	35	0
1970	Zeke Moore	6	85	14.2	32	0
1971	Ken Houston	9	220	24.4	48t	4
1972	Bob Atkins	2	37	18.5	34	0
	John Charles	2	6	3.0	6	0
1973	Guy Roberts	4	55	13.8	27	0
	Jeff Severson	4	24	6.0	19	0
1974	Bob Atkins	6	85	14.2	36	0
1975	Zeke Moore	5	137	27.4	74	0
1976	C.L. Whittington	5	103	20.6	50	0
1977	Mike Reinfeldt	5	78	15.6	30	0
1978	Willie Alexander	5	51	10.2	29	0
1979	Mike Reinfeldt	12	205	17.1	39	0
1980	Jack Tatum	7	100	14.3	35	0
1981	Greg Stemrick	3	94	31.3	38	0
	Carter Hartwig	3	78	26.0	36	0
1982	Robert Brazile	1	31	31.0	31	0
	Gregg Bingham	1	8	8.0	8	0
	Vernon Perry	1	8	8.0	8	0
1983	Willie Tullis	5	65	13.0	44	0
1984	Willie Tullis	4	48	12.0	22	0
1985	Steve Brown	5	41	8.2	22	0
1986	Allen Lyday	3	24	8.0	24	0
	Patrick Allen	3	20	6.7	18	0
1987	Keith Bostic	6	-14	-2.3	7	0
1988	Jeff Donaldson	4	29	7.3	23	0
1989	Steve Brown	5	54	10.8	41	0
1990	Richard Johnson	8	100	12.5	35	1
1991	Cris Dishman	6	61	10.2	43	0
1992	Jerry Gray	6	24	4.0	22	0
1993	Marcus Robertson	7	137	19.6	69	0
1994	Darryll Lewis	5	57	11.4	20	0

TACKLE/SACK LEADERS

(Since 1974)

1974

Tackles: LB Gregg Bingham 206 (128, 78), LB Ted Washington 142 (89, 53), LB Steve Kiner 141 (92, 49)

Sacks: LB Ted Washington 11

1975

Tackles: LB Gregg Bingham 185 (110, 75), LB Steve Kiner 138 (93, 45), LB Robert Brazile 138 (75, 63)

Sacks: DT Curly Culp 11.5

1976

Tackles: LB Gregg Bingham 191 (100, 91), LB Steve Kiner 157 (87, 70), LB Robert Brazile 157 (82, 75)

'95 Houston Oilers

Sacks: DE Elvin Bethea 14.5

1977

Tackles: LB Gregg Bingham 190 (95, 95), LB Robert Brazile 169 (92, 77),
LB Steve Kiner 143 (68, 75)

Sacks: DE James Young 7.5

1978

Tackles: LB Gregg Bingham 225 (109, 114), LB Robert Brazile 185 (94, 91),
LB Steve Kiner 159 (90, 69)

Sacks: DE Elvin Bethea 8

1979

Tackles: LB Gregg Bingham 203 (100, 103), LB Robert Brazile 144 (86, 58),
S Vernon Perry 111 (55, 56)

Sacks: DE Jesse Baker 15.5

1980

Tackles: LB Gregg Bingham 212 (112, 100), LB Robert Brazile 141 (73, 68),
S Vernon Perry 111 (55, 56)

Sacks: DE Mike Stensrud 7

1981

Tackles: LB Gregg Bingham 172 (112, 60), LB Daryl Hunt 127 (81, 46),
LB Robert Brazile 112 (72, 40)

Sacks: DE Jesse Baker 10

1982

Tackles: LB Daryl Hunt 85 (61, 24), LB Gregg Bingham 84 (63, 21),
LB Robert Brazile 66 (46, 20)

Sacks: DE Jesse Baker 7.5

1983

Tackles: LB Gregg Bingham 135 (87, 48), LB Robert Abraham 117 (83, 34),
S Keith Bostic 91 (70, 21)

Sacks: DE Jesse Baker 5.5

1984

Tackles: LB Robert Abraham 198 (106, 92), LB Gregg Bingham 169 (89, 80),
S Keith Bostic 152 (101, 51)

Sacks: DE Jesse Baker 11

1985

Tackles: LB Avon Riley 147 (80, 67), DE Ray Childress 135 (71, 64),
S Bo Eason 131 (87, 44)

Sacks: DE Jesse Baker 5.5

1986

Tackles: LB John Grimsley 199 (112, 87), DE Ray Childress 172 (67, 105),
LB Robert Abraham 136 (77, 59)

Sacks: DE Ray Childress 5

1987

Tackles: LB Al Smith 102 (46, 56), LB John Grimsley 100 (59, 41),
S Jeff Donaldson 95 (52, 43)

Sacks: DE Ray Childress 6

1988

Tackles: LB John Grimsley 115 (70, 45), LB Al Smith 98 (59, 39),
LB Robert Lyles 92 (58, 34)

Sacks: DE Ray Childress, DE William Fuller 8.5

1989

Tackles: LB John Grimsley 103 (73, 30), S Bubba McDowell 97 (72, 25),
LB Al Smith 76 (51, 25)

Sacks: DE Ray Childress 8.5

1990

Tackles: LB Al Smith 104 (78, 26), LB Johnny Meads 95 (65, 30),
DT Ray Childress 85 (65, 20)

Sacks: DE Sean Jones 12.5

1991

Tackles: LB Al Smith 146 (101, 45), LB Lamar Lathon 116 (86, 30),
S Bubba McDowell 95 (68, 27)

Sacks: DE William Fuller 15

1992

Tackles: LB Al Smith 122 (70, 52), DT Ray Childress 90 (64, 26),
S Marcus Robertson 79 (44, 35)

Sacks: DT Ray Childress 13

1993

Tackles: LB Al Smith 95 (67, 28), S Marcus Robertson 83 (63, 20),
CB Cris Dishman 78 (68, 10)

Sacks: DE Sean Jones 13

1994

Tackles: LB Al Smith 142 (97, 45), S Blaine Bishop 112 (75, 37),
S Marcus Robertson 111 (80, 31)

Sacks: DE Lamar Lathon 8.5

PRO BOWL OILERS

(AFL All-Star Game 1962-70, AFC-NFC Pro Bowl 1971-95)

1961

No AFL All-Star Game Played

1962

CB Tony Banfield (1)
QB George Blanda (1)
RB Billy Cannon
DE Don Floyd (1)
WR Charlie Hennigan (1)
DT Ed Husmann (1)
T Al Jamison (1)
S Mark Johnston
WR Bob McLeod
LB Dennit Morris
C Bob Schmidt (1)
FB Charlie Tolar (1)

1963

CB Tony Banfield (2)
QB George Blanda (2)
WR Willard Dewveall
DE Don Floyd (2)
DB Fred Glick (1)
WR Charlie Hennigan (2)
DT Ed Husmann (2)
T Al Jamison (2)
T Rich Michael (1)
S Jim Norton (1)
C Bob Schmidt (2)
G Bob Talamini (1)
FB Charlie Tolar (2)

1964

CB Tony Banfield (3)
QB George Blanda (3)
DB Fred Glick (2)
WR Charlie Hennigan (3)
DT Ed Husmann (3)
T Rich Michael (2)
S Jim Norton (2)
C Bob Schmidt (3)
G Bob Talamini (2)

1965

RB Sid Blanks
DB Fred Glick (3)
WR Charlie Hennigan (4)
DB Pete Jaquess
G Bob Talamini (3)

1966

RB Ode Burrell
WR Charlie Hennigan (5)
G Bob Talamini (4)

1967

TE Charlie Frazier
CB W.K. Hicks
G Bob Talamini (5)

1968

RB Woodie Campbell*
CB Miller Farr (1)
FB Hoyle Granger (1)
DE Pat Holmes (1)
S Jim Norton (3)
T Walt Suggs (1)
G Bob Talamini (6)
LB George Webster* (1)

1969

G Sonny Bishop
LB Garland Boyette (1)
CB Miller Farr (2)
FB Hoyle Granger (2)
T Glen Ray Hines (1)
DE Pat Holmes (2)
S Ken Houston (1)
C Bobby Maples
TE Alvin Reed (1)
T Walt Suggs (2)
LB George Webster (2)

1970

WR Jim Bierne
DE Elvin Bethea (1)
LB Garland Boyette (2)
CB Miller Farr (3)
T Glen Ray Hines (2)
S Ken Houston (2)
WR Jerry LeVias
CB Zeke Moore (1)
TE Alvin Reed (2)
LB George Webster* (3)

1971

S Ken Houston (3)
CB Zeke Moore (2)

1972

DE Elvin Bethea (2)
S Ken Houston (4)

1973

DE Elvin Bethea (3)
S Ken Houston (5)

1974

DE Elvin Bethea (4)

1975

DE Elvin Bethea (5)

1976

DE Elvin Bethea (6)
WR Ken Burrough (1)
DT Curley Culp (1)
KR Billy Johnson (1)
QB Dan Pastorini

1977

LB Robert Brazile (1)
DT Curley Culp (2)

1978

LB Robert Brazile (2)
WR Ken Burrough (2)
DT Curley Culp (3)
KR Billy Johnson (2)

1979

DE Elvin Bethea (7)
LB Robert Brazile (3)
RB Earl Campbell (1)
DT Curley Culp (4)

1980

DE	Elvin Bethea (8)
LB	Robert Brazile (4)
RB	Earl Campbell (2)
PK	Toni Fritsch
T	Leon Gray (1)
S	Mike Reinfeldt

1981

LB	Robert Brazile (5)
RB	Earl Campbell (3)
TE	Dave Casper
CB	Greg Stemrick

1982

LB	Robert Brazile (6)
RB	Earl Campbell (4)
T	Leon Gray (2)
KR	Carl Roaches

1983

LB	Robert Brazile (7)
----	--------------------

1984

RB	Earl Campbell (5)
----	-------------------

1985

G	Mike Munchak (1)
---	------------------

1986

G	Mike Munchak (2)
---	------------------

1987

None Selected

1988

S	Keith Bostic (1)
G	Mike Munchak (3)
RB	Mike Rozier (1)

1989

S	Keith Bostic (2)
DE	Ray Childress (1)
LB	John Grimsley
WR	Drew Hill* (1)
G	Bruce Matthews (1)
QB	Warren Moon (1)
G	Mike Munchak (4)
RB	Mike Rozier (2)

1990

G	Bruce Matthews (2)
QB	Warren Moon (2)
G	Mike Munchak (5)

1991

DT	Ray Childress (2)
WR	Ernest Givins (1)
WR	Drew Hill (2)
G	Bruce Matthews (3)
QB	Warren Moon (3)
G	Mike Munchak (6)

1992

DT	Ray Childress* (3)
CB	Cris Dishman
DE	William Fuller
WR	Haywood Jeffires (1)
C	Bruce Matthews (4)
QB	Warren Moon (4)
G	Mike Munchak (7)
LB	Al Smith (1)

1993

DT	Ray Childress (4)
WR	Curtis Duncan
WR	Ernest Givins (2)
WR	Haywood Jeffires (2)
C	Bruce Matthews (5)
QB	Warren Moon (5)
G	Mike Munchak (8)
LB	Al Smith (2)
RB	Lorenzo White

1994

DT	Ray Childress (5)
WR	Haywood Jeffires (3)
DE	Sean Jones
C	Bruce Matthews (6)
P	Greg Montgomery
QB	Warren Moon (6)
G	Mike Munchak* (9)
WR	Webster Slaughter* (2#)

1995

C	Bruce Matthews (7)
---	--------------------

* Selected but did not play
Slaughter also selected in '89
as member of Browns

PRO BOWL NOTES

MOST APPEARANCES

- 9 Mike Munchak (1985-86, 1988-94)
- 8 Elvin Bethea (1970, 1972-76, 1979-80)
- 7 Robert Brazile (1977-83)
- Bruce Matthews (1989-95)

MOST CONSECUTIVE APPEARANCES

- 7 Robert Brazile (1977-83)
- Bruce Matthews (1989-95)
- Mike Munchak (1988-94)
- 6 Bob Talamini (1963-68)
- Warren Moon (1989-94)

MOST APPEARANCES BY OFFENSIVE PLAYER

- 9 Mike Munchak, G (1985-94)
- 7 Bruce Matthews, G/C (1989-95)
- 6 Bob Talamini, G (1963-68)
- Warren Moon, QB (1989-94)

MOST APPEARANCES BY DEFENSIVE PLAYER

- 8 Elvin Bethea, DE (1970, 1972-76, 1979-80)
- 7 Robert Brazile, LB (1977-83)

OILER HONORS

ALL-AFL

Tony Banfield (cornerback)—AP 1961-63; SN 1961-62
 George Blanda (quarterback)—AP 1961; SN 1961
 Billy Cannon (halfback)—AP 1961; SN 1961
 Miller Farr (cornerback)—AP 1967-68; SN 1967-69; PFW 1967-69
 Don Floyd (defensive end)—AP 1961-62; SN 1962
 Willie Frazier (tight end)—AP 1965; SN 1965
 Fred Glick (defensive back)—AP 1963; SN 1963-64
 Hoyle Granger (running back)—PFW 1967
 Bill Groman (wide receiver)—SN 1961
 Charlie Hennigan (wide receiver)—AP 1961-62; 1964; SN 1961-62, 1964
 Pat Holmes (defensive end)—AP 1967; PFW 1967
 Ed Husmann (defensive tackle)—AP 1962
 Al Jamison (tackle)—AP 1960-62; SN 1961
 Mark Johnston (safety)—AP 1960
 Alvin Reed (tight end)—SN 1968-69
 Dave Smith (fullback)—AP 1960
 Walter Suggs (tackle)—SN 1967-68; PFW 1967
 Bob Talamini (tackle)—AP 1963, 1965, 1967; SN 1962-67
 George Webster (linebacker)—AP 1967-69; SN 1967-69; PFW 1967-69

OTHER AFL HONORS

George Blanda (quarterback)—SN 1961 American Football League Player of Year
 George Blanda (placekicker)—SN American Football League All-Time All-Star Team
 George Webster (linebacker)—SN American Football League All-Time All-Star Team

ALL-PRO AFL/NFL

Miller Farr (cornerback)—PFW 1968
 George Webster (linebacker)—PFW 1968

ALL-NFL FIRST TEAM

Elvin Bethea (defensive end)—SN 1972; PFWA 1975
 Robert Brazile (linebacker)—SN 1976, 1978-80; PFW 1976, 1978-80; AP 1978-79; PFWA 1980
 Earl Campbell (running back)—AP 1978-80; SN 1978-80; PFW 1978-80; PFWA 1978-80
 Ray Childress (defensive lineman)—FN 1986, 1988, 1990; PFWA 1990, 1992; SN 1990; NEA 1991-92; AP 1992; PFW 1992
 Curly Culp (defensive tackle)—AP 1975; SN 1975; PFW 1975
 Cris Dishman (cornerback)—AP 1991; PFW 1991; FD 1991
 Toni Fritsch (placekicker)—AP 1979; SN 1979
 Leon Gray (tackle)—AP 1979-80; SN 1979-80; PFW 1979-80; PFWA 1979-80
 Drew Hill (wide receiver)—FN 1990
 Ken Houston (safety)—SN 1971; PFW 1971
 Haywood Jeffires (wide receiver)—AP 1991; PFWA 1991; FD 1991
 Billy Johnson (kick returner)—PFW 1975, 1977; AP 1977
 Bruce Matthews (guard/center)—AP 1988-90, 1992; FN 1988-89; SN 1988-90, 1992-93; PFW 1988-93; PFWA 1988, 1990, 1992-93; NEA 1991-92; FD 1991-92
 Greg Montgomery (punter)—AP 1993; PFW 1993; PFWA 1993; SN 1993; FD 1993
 Warren Moon (quarterback)—FN 1989-90; SN 1990
 Mike Munchak (guard)—FN 1985, 1987, 1990; AP 1987, 1991; SN 1987; PFW 1987, 1989, 1991; PFWA 1987, 1989, 1991; FD 1991, 1993

Mike Reinfeldt (safety)—AP 1979; SN 1979; PFW 1979; PFWA 1979
Marcus Robertson (safety)—AP 1993; SN 1993
Eugene Seale (special teams)—PFW 1988
Al Smith (linebacker)—PFW 1991; PFWA 1991, AP 1992; FD 1992

ALL-NFL SECOND TEAM

Elvin Bethea (defensive end)—AP 1975, 1978-79
Keith Bostic (safety)—AP 1987
Robert Brazile (linebacker)—AP 1976-77, 1980-81
Ken Burrough (wide receiver)—AP 1977
Ray Childress (defensive lineman)—AP 1988-90, 1993; FD 1993
Curly Culp (defensive tackle)—AP 1978-79
Al Del Greco (placekicker)—FD 1993
Ernest Givins (wide receiver)—AP 1990
Haywood Jeffires (wide receiver)—NEA 1991
Billy Johnson (kick returner)—PFWA 1975
Bruce Matthews (guard/center)—PFWA 1989; AP 1991, 1993
Warren Moon (quarterback)—AP 1990
Mike Munchak (guard)—AP 1985, 1988-90, 1992-93; NEA 1991
Al Smith (linebacker)—NEA 1992

ALL-AFC

Elvin Bethea (defensive end)—PFW 1971, 1974, 1978
Keith Bostic (safety)—PFW 1987; UPI 1987
Robert Brazile (linebacker)—PFW 1976, 1978-80; UPI 1980, 1981 (second team)
Gary Brown (running back)—FN 1993
Earl Campbell (running back)—PFW 1978-80; UPI 1978-80, 1981 (second team)
Ray Childress (defensive lineman)—PFW 1988, 1991-92; UPI 1988-89, 1990 (second team), 1991, 1993; FN 1990, 1993
Curly Culp (defensive end)—AP 1975; PFW 1975-77
Cris Dishman (cornerback)—UPI 1991; PFW 1991; FN 1991
Toni Fritsch (placekicker)—PFW 1979
William Fuller (defensive end)—UPI 1991-92; PFW 1991; FN 1991
Ernest Givins (wide receiver)—UPI 1990
Leon Gray (tackle)—PFW 1979-80; UPI 1979-80
John Grimsley (linebacker)—UPI 1989 (second team)
Drew Hill (wide receiver)—UPI 1988, 1990 (second team); PFW 1990; FN 1990
Ken Houston (safety)—PFW 1970-71
Haywood Jeffires (wide receiver)—UPI 1991-92; PFW 1991-92; FN 1991-92
Billy Johnson (kick returner)—PFW 1975, 1977
Bruce Matthews (guard/center)—PFW 1988-92; UPI 1989-90, 1992-93; FN 1992-93
Greg Montgomery (punter)—PFW 1989; UPI 1989, 1992-93; FN 1993
Warren Moon (quarterback)—UPI 1988 (second team), 1989-90; PFW 1990; FN 1990
Mike Munchak (guard)—UPI 1984, 1985 (second team), 1987, 1988 (second team), 1989, 1990 (second team), 1991-93; PFW 1984, 1987-89, 1991-92; FN 1985, 1990, 1991-93
Alvin Reed (tight end)—PFW 1970
Mike Reinfeldt (safety)—PFW 1979; UPI 1979
Carl Roaches (kick returner)—PFW 1981
Marcus Robertson (safety)—UPI 1993
Mike Rozier (running back)—UPI 1987 (second team)
Eugene Seale (special teams)—PFW 1988
Al Smith (linebacker)—UPI 1991; PFW 1991; FN 1991-92
Tim Smith (wide receiver)—PFW 1983
Tony Zendejas (placekicker)—UPI 1989 (second team)

ALL-ROOKIE

Jesse Baker (defensive end)—PFW 1979; PFWA 1979; UPI 1979
Gregg Bingham (linebacker)—PFW 1973

Steve Brown (kick returner)—PFW 1983
 Earl Campbell (running back)—PFW 1978; PFWA 1978; UPI 1978
 Rob Carpenter (running back)—PFW 1977
 Ray Childress (defensive end)—PFWA 1985
 Bill Currier (safety)—PFW 1977
 John Flannery (guard)—PFWA 1991; FN 1991; FD 1991
 Ernest Givins (wide receiver)—PFW 1986; PFWA 1986; UPI 1986
 Brad Hopkins (tackle)—PFW 1993; PFWA 1993; FD 1993
 Bruce Matthews (guard)—PFW 1983; PFWA 1983
 John Matuszak (defensive tackle)—PFW 1973
 Bubba McDowell (safety)—PFW 1989
 Warren Moon (quarterback)—PFW 1984
 Guy Murdock (center)—PFW 1972
 Vernon Perry (safety)—PFW 1979
 George Reihner (guard)—PFW 1977
 Carl Roaches (kick returner)—PFW 1980; UPI 1980
 Eddie Robinson (linebacker)—C&PFW 1992
 Harvey Salem (tackle)—PFW 1983; PFWA 1983
 Brian Sochia (nose tackle)—PFW 1983
 Dean Steinkuhler (tackle)—PFWA 1984

ROOKIE OF THE YEAR

Jesse Baker (defensive end)—PFW 1979 (AFC Def.), PFW 1979 (NFL Def.)
 Robert Brazile (linebacker)—SN 1975 (AFC Def.)
 Earl Campbell (running back)—AP 1978 (NFL), SN 1978 (AFC), PFW 1978 (NFL Off.)
 George Webster (linebacker)—SN 1967 (AFL)

AFC PLAYER OF THE YEAR

Earl Campbell (running back)—FN 1978; SN 1978-80
 Warren Moon (quarterback)—FN 1989

NFL OFFENSIVE PLAYER OF THE YEAR

Earl Campbell (running back)—PFWA 1978; AP 1978-80; PFW 1979
 Warren Moon (quarterback)—AP 1990; UPI 1990

NFL MOST VALUABLE PLAYER

Earl Campbell (running back)—NEA 1978; AP 1979; PFWA 1978-80
 Warren Moon (quarterback)—NEA 1990

COACH OF THE YEAR

Sid Gillman—PFW 1974
 Wally Lemm—SN 1961 (AFL)

Legend:

AP—Associated Press
 UPI—United Press International
 SN—The Sporting News
 PFW—Pro Football Weekly
 FN—Football News
 PFWA—Pro Football Writers Association
 NEA—Newspaper Enterprise Association (Jim Thorpe MVP Award only)
 FD—Football Digest (since 1991 only)

TOP PERFORMANCES

100-YARD RUSHERS

Player	Att.	Yards	Opponent	Date
Dave Smith	19	104	Oakland	9/11/60
Dave Smith	12	107	New York	10/30/60
Billy Cannon	16	105	Denver	11/6/60
Charlie Tolar	18	101	Oakland	9/9/61
Billy Cannon	11	118	Denver	11/5/61
Billy Cannon	25	216	New York	12/10/61
Billy Cannon	21	145	Oakland	12/17/61
Charlie Tolar	17	109	Buffalo	9/9/62
Charlie Tolar	18	142	San Diego	9/23/62
Dave Smith	20	114	New York	10/14/62
Charlie Tolar	24	110	Dallas	11/4/62
Charlie Tolar	28	105	Oakland	11/11/62
Billy Cannon	9	103	New York	12/15/62
Charlie Tolar	29	107	New York	12/15/62
Sid Blanks	6	127	Oakland	9/19/64
Sid Blanks	21	179	New York	12/13/64
Ode Burrell	14	112	Kansas City	12/28/65
Hoyle Granger	19	183	San Diego	12/4/66
Hoyle Granger	13	101	Kansas City	9/9/67
Hoyle Granger	20	138	Denver	10/1/67
Woody Campbell	16	101	Denver	11/12/67
Hoyle Granger	22	142	Denver	11/12/67
Hoyle Granger	22	124	Boston	11/26/67
Woody Campbell	18	141	Miami	12/2/67
Hoyle Granger	25	111	Miami	12/2/67
Hoyle Granger	27	107	San Diego	12/16/67
Hoyle Granger	21	160	Miami	12/23/67
Hoyle Granger	18	104	Boston	12/15/68
Roy Hopkins	14	107	Denver	10/26/69
Hoyle Granger	15	104	Cincinnati	11/9/69
Hoyle Granger	25	139	Boston	12/14/69
Joe Dawkins	22	143	Cleveland	11/22/70
Fred Willis	21	119	Philadelphia	11/12/72
Paul Robinson	20	100	Cincinnati	12/16/73
Ronnie Coleman	21	123	San Diego	9/15/74
Ronnie Coleman	16	112	San Diego	9/21/75
Don Hardeman	27	107	San Diego	9/21/75
Ronnie Coleman	14	110	Cleveland	10/12/75
Ronnie Coleman	25	142	Tampa Bay	9/12/76
Ronnie Coleman	26	114	Pittsburgh	10/23/77
Rob Carpenter	19	120	Oakland	11/13/77
Rob Carpenter	14	149	Kansas City	11/27/77
Ronnie Coleman	15	101	Kansas City	11/27/77
Earl Campbell	15	137	Atlanta	9/3/78
Earl Campbell	22	107	Kansas City	9/10/78
Earl Campbell	26	103	Oakland	10/8/78
Earl Campbell	19	105	Buffalo	10/15/78
Earl Campbell	18	102	Cincinnati	10/29/78
Earl Campbell	28	199	Miami	11/20/78
Earl Campbell	27	122	Cincinnati	11/25/78
Earl Campbell	27	118	New England	12/31/78*
Earl Campbell	32	166	Washington	9/2/79
Earl Campbell	32	131	Kansas City	9/16/79
Earl Campbell	34	158	Cincinnati	9/23/79
Earl Campbell	22	149	Baltimore	10/14/79
Earl Campbell	32	120	Miami	11/5/79
Earl Campbell	32	107	Oakland	11/11/79
Earl Campbell	19	112	Cincinnati	11/18/79
Earl Campbell	33	195	Dallas	11/22/79
Earl Campbell	22	108	Cleveland	12/2/79
Earl Campbell	33	109	Pittsburgh	12/10/79
Earl Campbell	16	134	Philadelphia	12/16/79
Earl Campbell	15	106	Cleveland	9/15/80
Rob Carpenter	24	114	Baltimore	9/21/80
Earl Campbell	38	178	Kansas City	10/12/80
Earl Campbell	33	203	Tampa Bay	10/19/80
Earl Campbell	27	202	Cincinnati	10/26/80
Earl Campbell	36	157	Denver	11/2/80

Earl Campbell	30	130	New England	11/10/80
Earl Campbell	31	206	Chicago	11/16/80
Earl Campbell	27	109	Cleveland	11/30/80
Earl Campbell	36	181	Green Bay	12/14/80
Earl Campbell	29	203	Minnesota	12/21/80
Earl Campbell	27	122	Los Angeles	9/6/81
Earl Campbell	37	182	Cincinnati	10/4/81
Earl Campbell	39	186	Seattle	10/11/81
Earl Campbell	30	142	Seattle	9/17/82
Earl Campbell	27	123	Green Bay	9/4/83
Earl Campbell	30	142	Buffalo	9/25/83
Earl Campbell	19	101	Denver	10/9/83
Earl Campbell	29	130	Minnesota	10/16/83
Earl Campbell	28	107	Detroit	11/13/83
Earl Campbell	28	138	Miami	12/4/83
Earl Campbell	32	130	Cleveland	12/11/83
Larry Moriarty	29	117	Kansas City	11/11/84
Larry Moriarty	23	138	N.Y. Jets	11/18/84
Larry Moriarty	24	102	L.A. Rams	12/9/84
Butch Woolfolk	14	101	Kansas City	11/3/85
Mike Rozier	29	150	Buffalo	9/20/87
Mike Rozier	29	144	Atlanta	10/25/87
Mike Rozier	29	112	Pittsburgh	11/15/87
Mike Rozier	26	122	Indianapolis	11/29/87
Mike Rozier	20	103	Cincinnati	12/27/87
Mike Rozier	25	100	Indianapolis	9/4/88
Mike Rozier	27	141	Kansas City	10/9/88
Mike Rozier	22	126	Cincinnati	12/11/88
Lorenzo White	23	115	Pittsburgh	12/3/89
Lorenzo White	18	125	Buffalo	11/26/90
Lorenzo White	18	116	Cleveland	12/9/90
Allen Pinkett	26	144	L.A. Raiders	9/1/91
Allen Pinkett	21	101	Cincinnati	9/8/91
Lorenzo White	13	100	Pittsburgh	9/6/92
Lorenzo White	25	149	Cincinnati	10/11/92
Lorenzo White	21	116	Chicago	12/7/92
Gary Brown	26	166	Cincinnati	11/14/93
Gary Brown	34	194	Cleveland	11/21/93
Gary Brown	23	109	Cleveland	12/12/93
Gary Brown	20	100	Pittsburgh	12/19/93
Gary Brown	19	114	San Francisco	12/25/93
Lorenzo White	27	156	N.Y. Giants	11/21/94

*Denotes playoff game

100-YARD RUSHERS SUMMARY

Earl Campbell (40*), Hoyle Granger (11), Mike Rozier (8), Lorenzo White (7), Charlie Tolar (6), Ronnie Coleman (6), Billy Cannon (5), Gary Brown (5), Dave Smith (3), Rob Carpenter (3), Larry Moriarty (3), Sid Blanks (2), Woody Campbell (2), Allen Pinkett (2), Ode Burrell (1), Roy Hopkins (1), Joe Dawkins (1), Fred Willis (1), Paul Robinson (1), Don Hardeman (1), Butch Woolfolk (1)

*Includes one playoff game

300-YARD PASSERS

Player	Att.	Comp.	Yards	TD	Opponent	Date
George Blanda	55	31	366	3	Los Angeles	11/13/60
Jacky Lee	38	21	331	1	Boston	11/25/60
George Blanda	32	16	301	3	Los Angeles	1/1/61*
Jacky Lee	41	27	457	2	Boston	10/13/61
George Blanda	32	18	464	4	Buffalo	10/29/61
George Blanda	32	20	418	7	New York	11/19/61
George Blanda	33	20	351	4	San Diego	12/3/61
George Blanda	31	18	350	4	Oakland	12/17/61
George Blanda	36	20	386	3	Boston	9/16/62
George Blanda	37	25	308	1	New York	9/22/63
George Blanda	32	20	342	5	Oakland	12/22/63
George Blanda	37	22	312	1	San Diego	10/25/64
George Blanda	68	37	393	1	Buffalo	11/1/64
George Blanda	44	20	328	2	Boston	11/6/64
George Blanda	33	19	304	5	Kansas City	10/24/65
George Blanda	60	27	308	2	Oakland	11/7/65
George Blanda	54	23	303	2	Buffalo	9/25/66

George Blanda	37	15	300	5	Denver	10/2/66
Don Trull	45	23	329	3	Boston	11/13/66
Pete Beathard	41	20	338	2	Denver	11/16/69
Lynn Dickey	32	22	340	3	Baltimore	11/4/73
Dan Pastorini	36	22	343	0	Oakland	12/2/73
Dan Pastorini	40	26	354	1	St. Louis	10/20/74
Dan Pastorini	39	25	329	3	San Diego	10/17/76
Ken Stabler	51	33	338	4	New York	11/23/80
Gifford Nielsen	37	24	376	3	Pittsburgh	12/20/81
Archie Manning	34	22	348	1	Green Bay	9/4/83
Archie Manning	35	16	300	1	Pittsburgh	9/18/83
Warren Moon	43	23	365	0	Indianapolis	9/9/84
Warren Moon	33	25	356	2	San Francisco	10/21/84
Warren Moon	45	27	303	1	Pittsburgh	12/2/84
Warren Moon	31	19	306	0	Cleveland	12/16/84
Warren Moon	47	26	330	2	N.Y. Giants	12/8/85
Warren Moon	48	22	339	2	Cleveland	12/15/85
Warren Moon	40	22	364	2	Indianapolis	12/22/85
Warren Moon	38	21	398	1	Detroit	10/5/86
Warren Moon	46	18	304	0	L.A. Raiders	10/26/86
Warren Moon	44	25	310	1	Cincinnati	11/9/86
Warren Moon	43	21	310	2	L.A. Rams	9/13/87
Warren Moon	44	24	327	3	Indianapolis	11/29/87
Warren Moon	42	28	338	1	Buffalo	9/24/89
Warren Moon	26	16	317	2	Chicago	10/15/89
Warren Moon	38	30	345	2	Detroit	11/5/89
Warren Moon	51	32	414	2	Cleveland	12/23/89
Warren Moon	48	29	315	2	Pittsburgh	12/31/89*
Warren Moon	52	31	397	4	Atlanta	9/9/90
Warren Moon	39	29	308	3	Indianapolis	9/23/90
Warren Moon	46	27	355	2	San Diego	9/30/90
Warren Moon	33	21	369	5	Cincinnati	10/14/90
Warren Moon	43	30	381	1	N.Y. Jets	10/28/90
Warren Moon	43	26	343	1	L.A. Rams	11/4/90
Warren Moon	32	24	322	5	Cleveland	11/18/90
Warren Moon	22	16	300	2	Buffalo	11/26/90
Warren Moon	45	27	527	3	Kansas City	12/16/90
Warren Moon	37	22	315	1	Cincinnati	9/8/91
Warren Moon	31	19	334	2	Denver	10/6/91
Warren Moon	50	35	423	2	N.Y. Jets	10/13/91
Warren Moon	56	41	432	0	Dallas	11/10/91
Warren Moon	44	31	399	3	Cleveland	11/17/91
Warren Moon	48	24	324	2	Pittsburgh	11/24/91
Warren Moon	36	27	325	3	Denver	1/4/92*
Warren Moon	45	29	330	2	Pittsburgh	9/6/92
Warren Moon	39	29	361	2	Indianapolis	9/13/92
Warren Moon	39	23	321	2	Denver	10/18/92
Warren Moon	40	27	342	2	Cincinnati	10/25/92
Cody Carlson	33	24	338	1	Detroit	11/26/92
Cody Carlson	36	25	330	0	Green Bay	12/13/92
Warren Moon	50	36	371	4	Buffalo	1/3/93*
Warren Moon	42	19	310	1	L.A. Rams	9/26/93
Warren Moon	55	36	369	2	Seattle	11/7/93
Warren Moon	42	24	342	1	Atlanta	12/5/93
Warren Moon	43	32	306	1	Kansas City	1/16/94*

*Denotes playoff game

300-YARD PASSERS SUMMARY

Warren Moon (42*), George Blanda (16*), Dan Pastorini (3), Jacky Lee (2), Archie Manning (2), Cody Carlson (2), Don Trull (1), Pete Beathard (1), Lynn Dickey (1), Ken Stabler (1), Gifford Nielsen (1)

*Includes four playoff games for Moon and one for Blanda

100-YARD RECEIVERS

Player	Rec.	Yards	Opponent	Date
Bill Groman	6	115	Oakland	9/11/60
Bill Groman	10	140	Dallas	10/16/60
Charlie Hennigan	8	110	L.A. Chargers	11/13/60
Bill Groman	9	171	Boston	11/25/60
Charlie Hennigan	7	113	Boston	11/25/60
Bill Groman	3	101	Buffalo	12/11/60
Bill Groman	7	150	Boston	12/18/60
Billy Cannon	3	128	L.A. Chargers	1/1/61*
John White	6	112	San Diego	9/24/61
Charlie Hennigan	6	109	San Diego	9/24/61
Charlie Hennigan	3	101	Dallas	10/1/61
Charlie Hennigan	4	109	Buffalo	10/8/61
Charlie Hennigan	13	272	Boston	10/13/61
Bill Groman	8	148	Boston	10/13/61
Bill Groman	4	123	Dallas	10/22/61
Charlie Hennigan	4	108	Dallas	10/22/61
Charlie Hennigan	9	232	Buffalo	10/29/61
Bill Groman	6	117	Boston	11/12/61
Charlie Hennigan	10	214	San Diego	12/3/61
Charlie Hennigan	10	145	Buffalo	9/9/62
Charlie Hennigan	8	202	Boston	9/16/62
Willard Dewveall	3	139	San Diego	11/25/62
Charlie Hennigan	7	101	Oakland	9/7/63
Charlie Hennigan	4	133	Denver	9/14/63
Charlie Hennigan	9	186	N.Y. Jets	9/22/63
Charlie Hennigan	8	123	Buffalo	9/28/63
Charles Frazier	3	106	Buffalo	10/20/63
Charlie Hennigan	9	122	Boston	12/8/63
Willard Dewveall	7	137	Oakland	12/22/63
Sid Banks	12	131	San Diego	9/12/64
Charlie Hennigan	7	104	San Diego	9/12/64
Charlie Hennigan	7	134	Oakland	9/19/64
Charlie Hennigan	11	188	Denver	9/27/64
Charlie Hennigan	8	138	N.Y. Jets	10/17/64
Charlie Hennigan	8	145	San Diego	10/25/64
Charlie Hennigan	12	160	Buffalo	11/1/64
Charles Frazier	9	143	Boston	11/6/64
Willie Frazier	2	102	Boston	11/6/64
Charlie Hennigan	6	104	Oakland	11/15/64
Charlie Hennigan	8	111	Kansas City	11/22/64
Charlie Hennigan	12	181	Boston	11/29/64
Charles Frazier	6	182	Boston	9/19/65
Charlie Hennigan	7	130	Denver	10/17/65
Charles Frazier	6	128	Buffalo	9/25/66
Charles Frazier	6	158	Boston	11/13/66
Alvin Reed	4	107	Kansas City	9/9/68
Alvin Reed	8	122	Oakland	9/29/68
Alvin Reed	4	132	Buffalo	10/27/68
Jim Bierne	4	103	Kansas City	11/28/68
Mac Haik	6	129	Buffalo	12/7/68
Alvin Reed	7	119	New York	10/19/69
Jerry LeVias	4	122	Denver	10/26/69
Jim Bierne	6	114	Cincinnati	11/9/69
Jerry LeVias	7	150	Denver	11/16/69
Jerry LeVias	4	101	Miami	11/23/69
Jerry LeVias	9	110	N.Y. Jets	12/6/69
Charlie Joiner	5	100	San Diego	10/25/70
Roy Hopkins	6	101	Kansas City	11/8/70
Jerry LeVias	3	101	Denver	11/29/70
Charlie Joiner	6	143	Cincinnati	12/13/70
Ken Burrough	4	122	San Diego	12/19/71
Ken Burrough	4	106	Atlanta	12/3/72
Dave Parks	5	127	Baltimore	11/4/73
Ken Burrough	7	117	Baltimore	11/4/73
Mike Montgomery	9	179	St. Louis	10/20/74
Ken Burrough	7	145	N.Y. Jets	11/3/74
Ken Burrough	3	111	Detroit	10/26/75
Ken Burrough	7	177	Kansas City	11/2/75
Ken Burrough	4	112	Oakland	12/14/75
Ken Burrough	5	129	Cleveland	12/21/75
Ken Burrough	5	107	Denver	10/10/76
Ken Burrough	5	136	San Diego	10/17/76

Billy Johnson	5	104	Atlanta	11/28/76
Ken Burrough	6	180	Chicago	11/6/77
Billy Johnson	6	138	Cincinnati	12/18/77
Ken Burrough	6	103	Miami	11/20/78
Mike Barber	4	112	Miami	11/20/78
Ken Burrough	3	109	Oakland	11/11/79
Ken Burrough	6	123	Cincinnati	11/18/79
Mike Barber	3	105	New England	11/10/80
Dave Casper	6	130	Cleveland	11/30/80
Dave Casper	7	120	Minnesota	12/21/80
Mike Holston	8	102	Atlanta	11/29/81
Dave Casper	6	139	Pittsburgh	12/20/81
Dave Casper	6	100	New England	11/28/82
Dave Casper	5	102	Philadelphia	12/19/82
Tim Smith	8	197	Green Bay	9/4/83
Tim Smith	11	147	Buffalo	9/25/83
Tim Smith	7	150	Cleveland	12/11/83
Tim Smith	6	102	Indianapolis	9/9/84
Tim Smith	5	159	San Diego	9/16/84
Tim Smith	6	101	San Francisco	10/21/84
Tim Smith	8	107	Kansas City	11/11/84
Tim Smith	7	108	Pittsburgh	12/2/84
Tim Smith	7	167	Cleveland	12/16/84
Butch Woolfolk	3	120	Miami	9/8/85
Butch Woolfolk	8	124	Denver	10/6/85
Drew Hill	6	132	St. Louis	10/27/85
Drew Hill	7	129	Cincinnati	12/1/85
Drew Hill	6	103	N.Y. Giants	12/8/85
Tim Smith	7	125	Cleveland	12/15/85
Drew Hill	9	210	Indianapolis	12/22/85
Ernest Givins	5	155	Detroit	10/5/86
Drew Hill	7	138	L.A. Raiders	10/26/86
Drew Hill	10	185	Cincinnati	11/9/86
Ernest Givins	8	156	Pittsburgh	11/16/86
Ernest Givins	7	102	Indianapolis	11/23/86
Ernest Givins	6	108	Minnesota	12/14/86
Drew Hill	5	114	Buffalo	12/21/86
Ernest Givins	6	117	L.A. Rams	9/13/87
Leonard Harris	6	104	Cleveland	10/4/87
Oliver Williams	9	124	New England	10/18/87
Drew Hill	4	101	San Francisco	11/8/87
Drew Hill	4	107	Pittsburgh	11/15/87
Ernest Givins	3	126	Cleveland	11/22/87
Drew Hill	7	134	Indianapolis	11/29/87
Drew Hill	4	102	New Orleans	12/13/87
Drew Hill	4	109	Pittsburgh	12/20/87
Drew Hill	6	109	Cincinnati	12/27/87
Ernest Givins	9	108	L.A. Raiders	9/11/88
Ernest Givins	5	104	Pittsburgh	10/16/88
Drew Hill	9	148	Washington	10/30/88
Drew Hill	8	139	Seattle	11/13/88
Ernest Givins	5	118	Phoenix	11/20/88
Drew Hill	5	100	Phoenix	11/20/88
Drew Hill	9	113	Dallas	11/24/88
Ernest Givins	6	119	Cleveland	12/18/88
Ernest Givins	5	128	New England	10/8/89
Drew Hill	5	128	Chicago	10/15/89
Drew Hill	9	101	Detroit	11/5/89
Drew Hill	10	141	Cleveland	12/23/89
Ernest Givins	11	136	Pittsburgh	12/31/89*
Ernest Givins	4	109	Atlanta	9/9/90
Drew Hill	10	123	Indianapolis	9/23/90
Ernest Givins	6	101	Cincinnati	10/14/90
Curtis Duncan	7	130	Cleveland	11/18/90
Drew Hill	6	102	Buffalo	11/26/90
Haywood Jeffires	9	245	Kansas City	12/16/90
Ernest Givins	5	151	Denver	10/6/91
Haywood Jeffires	13	186	N.Y. Jets	10/13/91
Drew Hill	6	129	Cincinnati	10/27/91
Drew Hill	11	144	Cleveland	11/17/91
Haywood Jeffires	8	122	Pittsburgh	11/24/91
Ernest Givins	6	111	Denver	1/4/92*
Haywood Jeffires	7	117	Pittsburgh	9/6/92
Lorenzo White	4	106	Indianapolis	9/13/92
Curtis Duncan	5	133	Denver	10/18/92

Ernest Givins	8	100	Cincinnati	10/25/92
Ernest Givins	4	100	Detroit	11/26/92
Curtis Duncan	6	100	Green Bay	12/13/92
Lorenzo White	6	105	Cleveland	12/20/92
Ernest Givins	9	117	Buffalo	1/3/93*
Ernest Givins	3	107	L.A. Rams	9/26/93
Webster Slaughter	9	135	Seattle	11/7/93
Haywood Jeffires	7	139	Pittsburgh	11/28/93
Webster Slaughter	8	108	Atlanta	12/5/93
Gary Wellman	8	106	N.Y. Jets	1/2/94
Haywood Jeffires	6	103	Dallas	9/11/94
Webster Slaughter	4	110	Buffalo	9/18/94
Pat Coleman	4	112	Cincinnati	9/25/94
Webster Slaughter	8	123	N.Y. Jets	12/24/94

*Denotes playoff game

100-YARD RECEIVERS SUMMARY

Charlie Hennigan (26), Drew Hill (24), Ernest Givins (20*), Ken Burroughs (14), Tim Smith (10), Bill Groman (8), Haywood Jeffires (6), Charles Frazier (5), Jerry LeVias (5), Dave Casper (5), Alvin Reed (4), Webster Slaughter (4), Curtis Duncan (3), Willard Dewveall (2), Jim Beirne (2), Charlie Joiner (2), Billy Johnson (2), Mike Barber (2), Butch Woolfolk (2), Lorenzo White (2), Billy Cannon (1), John White (1), Sid Blanks (1), Willie Frazier (1), Mac Haik (1), Roy Hopkins (1), Dave Parks (1), Mike Montgomery (1), Mike Holston (1), Leonard Harris (1), Oliver Williams (1), Gary Wellman (1), Pat Coleman (1)

*Includes two playoff games

LONGEST PLAYS

Rushes		Distance	Punt Returns		Distance
1960	Dave Smith	65	1960	Billy Cannon	51
1961	Billy Cannon	61	1961	Mark Johnson	62
1962	Billy Cannon	64	1962	Tony Banfield	50
1963	Charles Tolar	33	1963	Bobby Jancik	56
1964	Sid Blanks	91	1964	Bobby Jancik	82t
1965	Ode Burrell	63	1965	Ode Burrell	33
1966	Hoyle Granger	69	1966	Ode Burrell	29
1967	Hoyle Granger	67	1967	Larry Carwell	54
1968	Hoyle Granger	47	1968	Sid Blanks	39
1969	Roy Hopkins	43	1969	Jerry LeVias	46
1970	Joe Dawkins	49	1970	Jerry LeVias	33
1971	Robert Holmes	31	1971	Linzy Cole	31
1972	Fred Willis	43	1972	Ken Houston	33
1973	Bob Gresham	52	1973	Jeff Severson	74
1974	Ronnie Coleman	37	1974	Billy Johnson	49
1975	Ronnie Coleman	46	1975	Billy Johnson	83t
1976	Fred Willis	44	1976	Ronnie Coleman	69t
1977	Rob Carpenter	77	1977	Billy Johnson	87t
1978	Earl Campbell	81	1978	Guido Merkens	42
1979	Earl Campbell	61	1979	Rich Ellender	36
1980	Earl Campbell	55	1980	Carl Roaches	68
1981	Earl Campbell	43	1981	Carl Roaches	40
1982	Archie Manning	24	1982	Carl Roaches	25
1983	Larry Moriarty	80	1983	Carl Roaches	23
1984	Larry Moriarty	51	1984	Carl Roaches	18
1985	Butch Woolfolk	43	1985	Willie Drewrey	23
1986	Ernest Givins	43	1986	Willie Drewrey	25
1987	Mike Rozier	41	1987	Kenny Johnson	26
1988	Alonzo Highsmith	42	1988	Kenny Johnson	16
1989	Allen Pinkett	60	1989	Kenny Johnson	19
1990	Ernest Givins	31	1990	Gerald McNeil	26
1991	Gary Brown	39	1991	Ernest Givins	29
1992	Lorenzo White	44	1992	Webster Slaughter	20
1993	Warren Moon	35	1993	Willie Drewrey	18
1994	Lorenzo White	33	1994	Ernest Givins	78t

Punts		Distance	Field Goals		Distance
1960	Charlie Milstead	59	1960	George Blanda	53
1961	Jim Norton	64	1961	George Blanda	55
1962	Jim Norton	64	1962	George Blanda	54
1963	Jim Norton	68	1963	George Blanda	48
1964	Jim Norton	79	1964	George Blanda	49
1965	Jim Norton	65	1965	George Blanda	45

1966	Jim Norton	65	1966	George Blanda	50
1967	Jim Norton	58	1967	John Wittenborn	47
1968	Jim Norton	64	1968	John Wittenborn	44
1969	Roy Gerela	70	1969	Roy Gerela	50
1970	Spike Jones	73	1970	Roy Gerela	48
1971	Dan Pastorini	62	1971	Mark Moseley	44
1972	Dan Pastorini	63	1972	Skip Butler	47
1973	Dave Green	61	1973	Skip Butler	49
1974	David Beverly	69	1974	Skip Butler	46
1975	Dan Pastorini	68	1975	Skip Butler	48
1976	Dan Pastorini	74	1976	Skip Butler	54
1977	Cliff Parsley	55	1977	Toni Fritsch	46
1978	Cliff Parsley	59	1978	Toni Fritsch	49
1979	Cliff Parsley	57	1979	Toni Fritsch	52
1980	Cliff Parsley	57	1980	Toni Fritsch	46
1981	Cliff Parsley	62	1981	Toni Fritsch	50
1982	John James	56	1982	Florian Kempf	37
1983	John James	53	1983	Florian Kempf	51
1984	John James	55	1984	Florian Kempf	49
1985	Lee Johnson	65	1985	Tony Zendejas	52
1986	Lee Johnson	66	1986	Tony Zendejas	51
1987	Lee Johnson	59	1987	Tony Zendejas	52
1988	Greg Montgomery	61	1988	Tony Zendejas	52
1989	Greg Montgomery	63	1989	Tony Zendejas	52
1990	Greg Montgomery	60	1990	Teddy Garcia	49
1991	Greg Montgomery	61	1991	Al Del Greco	52
1992	Greg Montgomery	66	1992	Al Del Greco	54
1993	Greg Montgomery	77	1993	Al Del Greco	52
1994	Rich Camarillo	58	1994	Al Del Greco	50

Kickoff Returns			Interception Returns		
	Distance			Distance	
1960	Ken Hall	104t	1960	Mark Johnston	33
1961	Billy Cannon	47	1961	Tony Banfield	58
1962	Bobby Jancik	61	1962	Jim Norton	36
1963	Bobby Jancik	53	1963	Mark Johnston	90t
1964	Ode Burrell	93t	1964	Pete Jaquess	98t
1965	Pete Jaquess	69	1965	Gary Cutsinger	72
1966	Bobby Jancik	53	1966	Jim Norton	56
1967	Zeke Moore	92t	1967	Miller Farr	67
1968	Zeke Moore	45	1968	Ken Houston	66t
1969	Jerry LeVias	87	1969	Ken Houston	51t
1970	Zeke Moore	45		Zeke Moore	
1971	Linzy Cole	45	1970	Leroy Mitchell	35
1972	Lewis Jolley	43	1971	John Charles	51
1973	Bob Gresham	103t	1972	Bob Atkins	34
1974	Billy Johnson	67		Benny Johnson	
1975	Billy Johnson	81t	1973	Joe Blahak	87
1976	Billy Johnson	53	1974	Bob Atkins	36
1977	Billy Johnson	76t	1975	Zeke Moore	74
1978	Johnnie Dirden	60	1976	C.L. Whittington	50
1979	Carter Hartwig	36	1977	Willie Alexander	95t
1980	Carl Roaches	46	1978	Greg Stemrick	38
1981	Carl Roaches	96t	1979	J.C. Wilson	66
1982	Carl Roaches	45	1980	Vernon Perry	42
1983	Carl Roaches	97t	1981	Greg Stemrick	38
1984	Carl Roaches	49	1982	Robert Brazile	31
1985	Steve Tasker	52	1983	Willie Tullis	44
1986	Allen Pinkett	48	1984	Steve Brown	26
1987	Curtis Duncan	62	1985	Bo Eason	55
1988	Lorenzo White	90t	1986	Steve Brown	38
1989	Leonard Harris	63	1987	Eugene Seale	73t
1990	Gerald McNeil	64	1988	Kenny Johnson	51
1991	Allen Pinkett	41	1989	Robert Lyles	48
1992	Corey Harris	42	1990	Terry Kinard	47
1993	John Henry Mills	37	1991	Lamar Lathon	52t
1994	Todd McNair	44	1992	Marcus Robertson	27
			1993	Marcus Robertson	69
			1994	Marcus Robertson	41

Pass Plays		Dist.	Opponent	Date
1960	Jacky Lee to Bill Groman	92t	Denver	11/20/60
1961	Jacky Lee to Bill Groman	80t	Denver	11/5/61
1962	Jacky Lee to Willard Dewveall	98t	San Diego	11/25/62
1963	George Blanda to Charles Frazier	80t	Buffalo	10/20/63
1964	George Blanda to Willie Frazier	80t	Boston	11/6/64

1965	George Blanda to Dick Compton	95t	Buffalo	12/5/65
1966	George Blanda to Willie Frazier	79t	Denver	10/2/66
1967	Don Trull to Willie Frazier	53	Kansas City	9/9/67
1968	Pete Beathard to Jim Bierne	66t	Kansas City	11/28/68
1969	Pete Beathard to Jerry LeVias	86t	Denver	11/16/69
1970	Jerry Rhome to Charley Joiner	87t	Cincinnati	12/13/70
1971	Charley Johnson to Charley Joiner	70t	Cincinnati	10/3/71
1972	Dan Pastorini to Charley Joiner	82t	Miami	9/24/72
1973	Lynn Dickey to Billy Parks	66t	Baltimore	11/4/73
1974	Dan Pastorini to Mike Montgomery	65	St. Louis	10/20/74
1975	Dan Pastorini to Ken Burrough	77t	Kansas City	11/2/75
1976	John Hadl to Ken Burrough	69t	Pittsburgh	11/21/76
1977	Dan Pastorini to Ken Burrough	85t	Chicago	11/6/77
1978	Dan Pastorini to Robert Woods	80t	New Orleans	12/10/78
1979	Dan Pastorini to Ken Burrough	55t	Oakland	11/11/79
1980	Ken Stabler to Mike Barber	79t	New England	11/10/80
1981	Ken Stabler to Ken Burrough	71t	Miami	9/20/81
1982	Archie Manning to Mike Renfro	54t	Dallas	12/13/82
1983	Oliver Luck to Earl Campbell	66	Miami	12/4/83
1984	Warren Moon to Herkie Walls	76	Cincinnati	10/28/84
1985	Warren Moon to Butch Woolfolk	80t	Miami	9/8/85
1986	Warren Moon to Drew Hill	81t	Detroit	10/5/86
1987	Warren Moon to Ernest Givins	83t	Cleveland	11/22/87
1988	Warren Moon to Drew Hill	57t	Seattle	11/13/88
1989	Warren Moon to Curtis Duncan	55	Cleveland	10/29/89
1990	Warren Moon to Haywood Jeffires	87t	Kansas City	12/16/90
1991	Cody Carlson to Tony Jones	68t	Cincinnati	10/27/91
1992	Warren Moon to Curtis Duncan	72	Denver	10/18/92
1993	Warren Moon to Ernest Givins	80t	L.A. Rams	9/26/93
1994	Cody Carlson to Pat Coleman	81	Cincinnati	9/25/94



Moon connected with Jeffires on 87-yard TD at Kansas City in '90.

Records



OILER CAREER TOP TENS

RUSHING

PLAYER	YEARS	ATT.	YDS.	AVG.	LG	TD
1. Earl Campbell	1978-84	1979	8574	4.3	81t	73
2. Lorenzo White	1988-94	1000	4079	4.1	44	29
3. Hoyle Granger	1966-70, 72	773	3514	4.5	69t	18
4. Mike Rozier	1985-90	910	3426	3.8	41	27
5. Charles Tolar	1960-66	908	3288	3.6	40	20
6. Ronnie Coleman	1974-81	695	2738	3.9	46t	16
7. Allen Pinkett	1986-91	561	2324	4.1	60	21
8. Fred Willis	1972-77	645	2241	3.5	44	11
9. Billy Cannon	1960-63	512	2111	4.1	64	14
10. Gary Brown	1991-94	391	1822	4.7	39t	12

PASSING

PLAYER	YEARS	ATT.	COMP.	YDS.	PCT.	AVG.	TD	INT
1. Warren Moon	1984-93	4546	2632	33,685	57.9	7.4	196	166
2. George Blanda	1960-66	2784	1347	19,149	48.4	6.9	165	189
3. Dan Pastorini	1971-79	2767	1426	16,846	51.5	6.1	96	139
4. Ken Stabler	1980-81	739	458	5190	62.0	7.0	27	46
5. Pete Beathard	1967-69	824	379	5128	46.0	6.2	26	51
6. Cody Carlson	1987-94	659	370	4469	56.1	6.8	21	28
7. Don Trull	1964-69	555	249	3538	44.9	6.4	29	21
8. Jacky Lee	1960-63, 1966-67	409	210	3291	51.3	8.0	25	30
9. Gifford Nielsen	1978-83	498	273	3252	54.8	6.5	20	22
10. Oliver Luck	1982-86	413	233	2544	56.4	6.2	13	21

RECEPTIONS

PLAYER	YEARS	REC.	YDS.	AVG.	LG	TD
1. Ernest Givins	1986-94	542	7935	14.6	83t	46
2. Drew Hill	1985-91	480	7477	15.6	81t	47
3. Haywood Jeffires	1987-94	454	5435	12.0	87t	39
4. Charlie Hennigan	1960-66	410	6823	16.6	80t	51
5. Ken Burrough	1971-81	408	6907	16.9	85t	47
6. Curtis Duncan	1987-93	322	3935	12.2	72	20
7. Tim Smith	1980-86	206	3107	15.1	75t	12
8. Alvin Reed	1967-72	199	2818	14.2	60	11
9. Lorenzo White	1988-94	184	1674	9.1	69t	6
10. Fred Willis	1972-77	179	1157	6.5	50	5

SCORING

PLAYER	YEARS	TD	RU.	REC.	RT.	FG	PAT	TP
1. George Blanda	1960-66	4	4	0	0	91	299	596
2. Tony Zendejas	1985-90	0	0	0	0	117	197	548
3. Earl Campbell	1978-84	73	73	0	0	0	0	438
4. Toni Fritsch	1977-81	0	0	0	0	81	149	392
5. Al Del Greco	1991-94	0	0	0	0	76	114	342
6. Skip Butler	1972-77	0	0	0	0	70	120	330
7. Charlie Hennigan	1960-66	51	0	51	0	0	0	306
8. Ken Burrough	1971-81	48	1	47	0	0	0	288
Ernest Givins	1986-94	48	1	46	1	0	0	288
10. Drew Hill	1985-91	47	0	47	0	0	0	282

KICKOFF RETURNS

PLAYER	YEARS	NO.	YDS.	AVG.	LG	TD
1. Bobby Jancik	1962-67	158	4185	26.5	61	0
2. Carl Roaches	1980-84	150	3276	21.8	97t	2
3. Billy Johnson	1974-80	121	2902	24.0	81t	2
4. Zeke Moore	1967-77	64	1618	25.3	92t	1
5. Willie Drewrey	1985-88, 93	75	1581	21.1	50	0
6. Allen Pinkett	1986-91	80	1577	19.7	48	0
7. Jerry LeVias	1969-70	64	1538	24.0	87	0
8. Billy Cannon	1960-63	46	1186	25.8	88t	1
9. Willie Tullis	1981-84	38	885	23.3	95t	1
10. Steve Brown	1983-90	36	857	23.8	93t	1

PUNT RETURNS

PLAYER	YEARS	NO.	YDS.	AVG.	LG	TD
1. Billy Johnson	1974-80	155	2040	13.2	87t	5
2. Carl Roaches	1980-84	151	1095	7.3	68	0
3. Willie Drewrey	1985-88, 93	104	771	7.4	25	0
4. Bobby Jancik	1962-67	67	695	10.4	82t	1
5. Jerry LeVias	1969-70	60	505	8.4	38	0
6. Kenny Johnson	1986-89	73	488	6.7	26	0
7. Ernest Givins	1986-94	56	397	7.1	78t	1
8. Larry Carwell	1967-68	36	381	10.6	54	0
9. Freddy Glick	1961-66	44	326	7.4	13	0
10. Ken Houston	1967-72	46	272	5.9	33	0

INTERCEPTIONS

PLAYER	YEARS	NO.	YDS.	AVG.	LG	TD
1. Jim Norton	1960-68	45	592	13.2	56	1
2. Freddy Glick	1961-66	30	379	12.6	41	1
3. W.K. Hicks	1964-69	27	457	16.9	62	0
Cris Dishman	1988-94	27	324	12.0	43	1
Tony Banfield	1960-65	27	224	8.3	58	0
6. Mike Reinfeldt	1976-83	26	375	14.4	39	0
7. Ken Houston	1967-72	25	650	26.0	78	9
8. Zeke Moore	1967-77	24	444	18.5	74	2
9. Willie Alexander	1971-79	21	352	16.8	95t	1
Gregg Bingham	1973-84	21	279	13.3	54	0

OILER SEASON TOP TENS

RUSHING

PLAYER	YEAR	ATT.	YDS.	AVG.	LG	TD
1. Earl Campbell	1980	373	1934	5.2	55t	13
2. Earl Campbell	1979	368	1697	4.6	61t	19
3. Earl Campbell	1978	302	1450	4.8	81t	13
4. Earl Campbell	1981	361	1376	3.9	43	10
5. Earl Campbell	1983	322	1301	4.0	42	12
6. Lorenzo White	1992	265	1226	4.6	44	7
7. Hoyle Granger	1967	236	1194	5.1	67t	6
8. Charles Tolar	1962	244	1012	4.1	25	7
9. Mike Rozier	1988	251	1002	4.0	28	10
10. Gary Brown	1993	195	1002	5.1	26	6

PASSING

PLAYER	YEAR	YDS.	ATT.	COMP.	TD	INT
1. Warren Moon	1991	4690	655	404	23	21
2. Warren Moon	1990	4689	584	362	33	13
3. Warren Moon	1989	3631	464	280	23	14
4. Warren Moon	1986	3489	488	256	13	26
5. Warren Moon	1993	3485	520	303	21	21
6. Warren Moon	1984	3338	450	259	12	14
7. George Blanda	1961	3330	362	187	36	22
8. George Blanda	1964	3282	505	262	17	27
9. Ken Stabler	1980	3202	454	293	13	28
10. George Blanda	1963	3003	423	224	24	25

RECEPTIONS

PLAYER	YEAR	NO.
1. Charles Hennigan	1964	101
2. Haywood Jeffires	1991	100
3. Drew Hill	1991	90
Haywood Jeffires	1992	90
5. Tim Smith	1983	83
6. Charles Hennigan	1961	82
Curtis Duncan	1992	82
8. Butch Woolfolk	1985	80
9. Webster Slaughter	1993	77
10. Haywood Jeffires	1990	74
Drew Hill	1990	74

RECEIVING YARDS

PLAYER	YEAR	YDS.
1. Charles Hennigan	1961	1746
2. Charles Hennigan	1964	1561
3. Bill Groman	1960	1473
4. Haywood Jeffires	1991	1181
5. Tim Smith	1983	1176
6. Tim Smith	1984	1141
Drew Hill	1988	1141
8. Charles Frazier	1966	1129
9. Drew Hill	1986	1112
10. Drew Hill	1991	1109

SCORING

PLAYER	YEAR	TD	PAT	FG	TP
1. Al Del Greco	1993	0	39	29	126
2. George Blanda	1960	4	46	15	115
Tony Zendejas	1989	0	40	25	115
4. Earl Campbell	1979	19	0	0	114
Tony Zendejas	1988	0	48	22	114
6. George Blanda	1961	0	64	16	112
7. Al Del Greco	1992	0	41	21	104
8. Tony Zendejas	1986	0	28	22	94
9. Tony Zendejas	1985	0	29	21	92
Tony Zendejas	1987	0	32	20	92

KICKOFF RETURNS (Avg.)

PLAYER	YEAR	NO.	YDS.	AVG.	LG	TD
1. Ken Hall	1960	19	594	31.3	104t	1
2. Bobby Jancik	1962	24	726	30.3	61	0
3. Bobby Jancik	1963	45	1315	29.3	53	0
4. Zeke Moore	1967	14	405	28.9	92t	1
5. Carl Roaches	1981	28	769	27.5	96t	1
6. Billy Johnson	1974	29	785	27.1	67	0
7. Bob Gresham	1973	27	723	26.8	103t	1
8. Ode Burrell	1964	17	449	26.4	93t	1
9. Linzy Cole	1971	32	834	26.1	45	0
10. Bobby Jancik	1966	34	875	25.7	53	0

PUNT RETURNS (Avg.)

PLAYER	YEAR	NO.	YDS.	AVG.	LG	TD
1. Billy Johnson	1977	35	539	15.4	87t	2
2. Billy Johnson	1975	40	612	15.3	83t	3
3. Billy Johnson	1974	30	409	13.6	49	0
4. Billy Johnson	1976	38	403	10.6	46	0
5. Fred Glick	1963	19	171	9.0	22	0
Willie Drewrey	1985	24	215	9.0	23	0
7. Jerry LeVias	1970	25	213	8.5	33	0
8. Jerry LeVias	1969	35	292	8.3	46	0
9. Carl Roaches	1980	47	384	8.2	68	0
Kenny Johnson	1987	24	196	8.2	26	0

INTERCEPTIONS

PLAYER	YEAR	NO.	YDS.	AVG.	LG	TD
1. Mike Reinfeldt	1979	12	205	17.1	39	0
Fred Glick	1963	12	180	15.0	45	1
3. Miller Farr	1967	10	264	26.4	67	3
4. Ken Houston	1971	9	220	24.4	48t	4
W.K. Hicks	1965	9	156	17.3	31	0
Jim Norton	1961	9	150	16.7	36	0
7. Pete Jacquess	1964	8	141	17.6	98t	1
Richard Johnson	1990	8	100	12.5	35	1
Jim Norton	1962	8	75	9.4	36	0
10. Marcus Robertson	1993	7	137	19.6	69	0
Jack Tatum	1980	7	100	14.3	35	0

QB SACKS (Since 1970)

PLAYER	YEAR	NO.
1. Elvin Bethea	1973	17.0
2. Jesse Baker	1979	15.5
3. William Fuller	1991	15.0
4. Elvin Bethea	1976	14.5
5. Elvin Bethea	1971	13.0
Ray Childress	1992	13.0
Sean Jones	1993	13.0
8. Sean Jones	1990	12.5
9. Mike Tilleman	1972	12.0
10. Curly Culp	1975	11.5

PUNTING (Avg.)

PLAYER	YEAR	NO.	YDS.	AVG.	LG	BLK
1. Greg Montgomery	1992	53	2487	46.9	66	2
2. Greg Montgomery	1993	54	2462	45.6	77	0
3. Greg Montgomery	1990	34	1530	45.0	60	0
4. Jim Norton	1965	84	3711	44.2	65	0
5. Greg Montgomery	1991	48	2105	43.9	60	2
6. Greg Montgomery	1989	56	2422	43.3	63	2
7. Jim Norton	1963	65	2792	43.0	68	0
8. Rich Camarillo	1994	96	4115	42.9	58	0
9. Jim Norton	1967	71	3025	42.6	58	1
10. Spike Jones	1970	84	3559	42.4	73	1

LENGTH OF SERVICE

TOTAL YEARS

NAME AND YEARS PLAYED

16	Elvin Bethea 1968-83
12	Gregg Bingham 1973-84; Bruce Matthews 1983-94; Mike Munchak 1982-93
11	Ken Burrough 1971-81; Zeke Moore 1967-77
10	Robert Brazile 1975-84; Ray Childress 1985-94; Warren Moon 1984-93; Walt Suggs 1962-71; Ted Thompson 1975-84; Ted Washington 1973-82
9	Jesse Baker 1979-87; Elbert Drungo 1969-77; Ed Fisher 1974-82; Don Floyd 1960-68; Ernest Givins 1986-94; Johnny Meads 1984-92; Jim Norton 1960-1968; Dan Pastorini 1971-79
8	Willie Alexander 1971-79; Jim Bierne 1968-1973, 1975-76; Steve Brown 1983-90; Cody Carlson 1987-94; David Carter 1977-84; Ronnie Coleman 1974-81; William Fuller 1986-93; Haywood Jeffires 1987-94; Richard Johnson 1985-92; Mike Reinfeldt 1976-83; John Schuhmacher 1978-85; Al Smith 1987-94; Doug Smith 1985-92; Dean Steinkuhler 1984-91; Greg Stemrick 1975-82; Bob Talamini 1960-67
7	George Blanda 1960-66; Garland Boyette 1966-72; Earl Campbell 1978-84; Doug Cline 1960-66; Curley Culp 1974-80; Gary Cutsinger 1962-68; Joe Dawkins 1970-76; Cris Dishman 1988-94; Curtis Duncan 1987-93; Charles Frazier 1962-68; Willie Frazier 1964-65, 1971-75; John Grimsley 1984-90; Charles Hennigan 1960-66; Drew Hill 1985-91; Pat Holmes 1966-72; Al Johnson 1972-78; Billy Johnson 1974-80; Ken Kennard 1977-83; Robert Lyles 1984-90; Carl Mauck 1975-81; Rich Michael 1960-66; Greg Sampson 1972-78; Tim Smith 1980-86; Mike Stensrud 1979-85; Charles Tolar 1960-66; Morris Towns 1977-83; Lorenzo White 1988-94

INDIVIDUAL RECORDS

SERVICE

Most Seasons

Career	16	Elvin Bethea (1968-83)
	12	Gregg Bingham (1973-84)
		Mike Munchak (1982-93)
		Bruce Matthews (1983-94)
	11	Zeke Moore (1967-77)
		Ken Burrough (1971-81)
Active	12	Bruce Matthews (1983-94)

Most Games (Regular Season Only)

Career	210	Elvin Bethea (1968-83)
	184	Bruce Matthews (1983-94)
	173	Gregg Bingham (1973-84)
	159	Mike Munchak (1982-93)
	147	Robert Brazile (1975-84)
Active	184	Bruce Matthews (1983-94)

Most Consecutive Games Played (Regular Season Only)

	147	Robert Brazile (1975-84)
	135	Elvin Bethea (1968-77)
	134	Gregg Bingham (1973-81)
Active	120	Bruce Matthews (1983-94)

Most Consecutive Starts (Regular Season Only)

	147	Robert Brazile (1975-84)
	135	Elvin Bethea (1968-77)
	134	Gregg Bingham (1973-81)
Active	117	Bruce Matthews (1983-94)



LB Robert Brazile

SCORING

Most Total Points

Career	596	George Blanda (1960-66) 4 TD, 299 PAT, 91 FG
	548	Tony Zendejas (1985-90) 197 PAT, 117 FG
	438	Earl Campbell (1978-84) 73 TD
	392	Toni Fritsch (1977-81) 149 PAT, 81 FG
	342	Al Del Greco (1991-94) 114 PAT, 76 FG
Season	126	Al Del Greco (1993) 39 PAT, 29 FG
	115	George Blanda (1960) 4 TD, 46 PAT, 15 FG
		Tony Zendejas (1989) 40 PAT, 25 FG
	114	Earl Campbell (1979) 19 TD
		Tony Zendejas (1988) 48 PAT, 22 FG
Game	30	Billy Cannon (12/10/61 vs. N.Y. Titans) 5 TD
	26	George Blanda (9/18/60 vs. L.A. Chargers) 3 TD, 5 PAT, 1 FG

Most Total Points—Rookie

	92	Tony Zendejas (1985) 29 PAT, 21 FG
	86	Roy Gerela (1969) 29 PAT, 19 FG
	72	Bill Groman (1960) 12 TD

Most Seasons, 100 or More Points

	2	George Blanda (1960, 1961)
--	---	----------------------------

Tony Zendejas (1988, 1989)

Al Del Greco (1992, 1993)

Most Consecutive Games Scoring Points

44 Al Del Greco (1991-94)

40 George Blanda (1960-63)

Most Touchdowns

Career 73 Earl Campbell (1978-84)

51 Charles Hennigan (1960-66)

48 Kenny Burrough (1971-81)

Ernest Givins (1986-94)

47 Drew Hill (1985-91)

Season 19 Earl Campbell (1979)

18 Bill Groman (1961)

Game 5 Billy Cannon (12/10/61 vs. N.Y. Titans)

Most Consecutive Games Scoring TD

8 Bill Groman (1961)

5 Hoyle Granger (1967)

Earl Campbell (1979)

Most Field Goals

Career 117 Tony Zendejas (1985-90)

91 George Blanda (1960-66)

81 Toni Fritsch (1977-81)

76 Al Del Greco (1991-94)

70 Skip Butler (1972-77)

Season 29 Al Del Greco (1993)

25 Tony Zendejas (1989)

22 Tony Zendejas (1986, 1988)

Game 6 Skip Butler (10/12/75 vs. Cleveland)

Longest Field Goal

55 George Blanda (12/3/61 vs. San Diego)

54 George Blanda (11/12/62 vs. Oakland)

Skip Butler (9/19/76 vs. Buffalo)

Al Del Greco (9/20/92 vs. Kansas City)

Most Field Goal Attempts

Career 189 George Blanda (1960-66)

163 Tony Zendejas (1985-90)

121 Skip Butler (1972-77)

105 Toni Fritsch (1977-81)

94 Al Del Greco (1991-94)

Season 40 Roy Gerela (1969)

37 Tony Zendejas (1989)

34 George Blanda (1960)

Tony Zendejas (1988)

Al Del Greco (1993)

Game 6 George Blanda (9/14/63 vs. Denver)

Skip Butler (10/12/75 vs. Cleveland)

Al Del Greco (12/5/93 vs. Atlanta)

Most Consecutive Field Goals

11 Florian Kempf (1983)

Al Del Greco (1994)

Most Consecutive Games With Field Goal

10 George Blanda (1964-65)

George Blanda (1966)

Highest Field Goal Pct.

Career 80.9 Al Del Greco (1991-94) 76 of 94

(Min. 77.1 Toni Fritsch (1977-81) 81 of 105

50 att.) 71.8 Tony Zendejas (1985-90) 117 of 163

57.9 Skip Butler (1972-77) 70 of 121

51.4 Roy Gerela (1969-70) 37 of 72

Season 85.3 Al Del Greco (1993) 29 of 34

(Min. 85.0 Florian Kempf (1983) 17 of 20

20 att.) 84.0 Toni Fritsch (1979) 21 of 25

Most Extra Points

Career 299 George Blanda (1960-66)

197 Tony Zendejas (1985-90)

149 Toni Fritsch (1977-81)

120 Skip Butler (1972-77)

114 Al Del Greco (1991-94)

Season 64 George Blanda (1961)

48 George Blanda (1962)

Tony Zendejas (1988)

Game 8 George Blanda (10/14/62 vs. N.Y. Titans)

7 George Blanda (11/5/61 vs. Denver)

George Blanda (11/19/61 vs. N.Y. Titans)

George Blanda (12/22/63 vs. Oakland)

Teddy Garcia (12/9/90 vs. Cleveland)

Most Consecutive PATs

76	Al Del Greco (1991-93)
75	Skip Butler (1972-76)
64	George Blanda (1961-62)
63	George Blanda (1960-61)

MISCELLANEOUS SCORING

Most Fumbles Recovered for TD

Career	3	Doug Cline (1960-66)
	2	Johnny Peacock (1969-70)
		Robert Lyles (1984-90)
		Ray Childress (1985-93)
		Cris Dishman (1988-93)
Season	2	Doug Cline (1961)
Game	1	33 times, last by Ray Childress (12/5/93 vs. Atlanta)

Longest Fumble Return for TD

Game	96	C.L. Whittington (10/3/76 vs. New Orleans)
	93	Robert Lyles (10/19/86 vs. Cincinnati)

Blocked Punts Returned for TD

Career	2	Cris Dishman (1988-93)
Game	1	10 times, last by Bubba McDowell (10/6/91 vs. Denver)

Blocked Fields Goal Returned for TD

Game	1	Mark Johnston, 62 yards (11/26/61 vs. Denver)
		Tony Banfield, 50 yards (12/9/62 vs. Oakland)
		Ken Houston, 71 yards (10/15/67 vs. N.Y. Jets)

Most Safeties

Career	2	Elvin Bethea (1968-83)
		James Young (1977-79)
Game	1	24 times, last by Lamar Lathon (12/4/94 vs. Arizona, sacked QB Jay Schroeder in end zone)

RUSHING

Most Yards Rushing

Career	8574	Earl Campbell (1978-84)
	4079	Lorenzo White (1988-94)
	3514	Hoyle Granger (1966-70, 72)
	3426	Mike Rozier (1985-90)
	3288	Charles Tolar (1960-66)
Season	1934	Earl Campbell (1980)
	1697	Earl Campbell (1979)
	1450	Earl Campbell (1978)
Game	216	Billy Cannon (12/10/61 vs. N.Y. Titans)
	206	Earl Campbell (11/16/80 vs. Chicago)

Most Rushing Attempts

Career	1979	Earl Campbell (1978-84)
	1000	Lorenzo White (1988-94)
	910	Mike Rozier (1985-90)
	908	Charles Tolar (1960-66)
	773	Hoyle Granger (1966-70, 72)
Season	373	Earl Campbell (1980)
	368	Earl Campbell (1979)
	361	Earl Campbell (1981)
Game	39	Earl Campbell (10/11/81 vs. Seattle)
	38	Earl Campbell (10/12/80 vs. Denver)
	37	Earl Campbell (10/4/81 vs. Cincinnati)

Most Touchdowns Rushing

Career	73	Earl Campbell (1978-84)
	29	Lorenzo White (1988-94)
	27	Mike Rozier (1985-90)
	21	Allen Pinkett (1986-91)
	20	Charles Tolar (1960-66)
Season	19	Earl Campbell (1979)
	13	Earl Campbell (1978, 1980)
Game	4	Earl Campbell (11/20/78 vs. Miami)
		Lorenzo White (12/9/90 vs. Cleveland)

Most Consecutive Games Touchdowns Rushing

5	Earl Campbell (1979)
4	Earl Campbell (1981)
	Alonzo Highsmith (1989)
	Gary Brown (1993)
3	Robert Holmes (1971)
	Willie Rodgers (1974)
	Earl Campbell (1980, 1981)

Allen Pinkett (1991)
Lorenzo White (1992)

Best Rushing Average

Career	4.66	Gary Brown (1991-94)
(Min.	4.56	Hoyle Granger (1966-70, 1972)
1500 yd.)	4.33	Earl Campbell (1978-84)
	4.14	Allen Pinkett (1986-91)
	4.12	Billy Cannon (1960-63)
	4.08	Lorenzo White (1988-94)
Season	5.21	Sid Blanks (1964)
	5.18	Earl Campbell (1980)
	5.14	Gary Brown (1993)
	5.05	Hoyle Granger (1967)

Longest Rushing Plays

91t	Sid Blanks (12/13/64 vs. N.Y. Jets)
81t	Earl Campbell (11/20/78 vs. Miami)
80	Larry Moriarty (9/11/83 vs. Raiders)
77	Rob Carpenter (11/27/77 vs. Kansas City)

Most Yards Rushing (Rookie Season)

1450	Earl Campbell (1978)
756	Sid Blanks (1964)
652	Rob Carpenter (1977)
648	Don Hardeman (1975)

Most Seasons, 1000 Yards

5	Earl Campbell (1978-81, 1983)
1	Five players, last by Gary Brown (1993)

Most 100-Yard Games

Career	39	Earl Campbell (1978-84)
	11	Hoyle Granger (1966-70, 1972)
	8	Mike Rozier (1985-90)
Season	11	Earl Campbell (1979)
	10	Earl Campbell (1980)
	7	Hoyle Granger (1967)
		Earl Campbell (1978, 1983)

Most 200-Yard Games

Season	4	Earl Campbell (1980)
--------	---	----------------------

Most Consecutive 100-Yard Games

7	Earl Campbell (1979)
6	Earl Campbell (1980)

PASSING

Most Passing Yards

Career	33685	Warren Moon (1984-93)
	19149	George Blanda (1960-66)
	16846	Dan Pastorini (1971-79)
	5190	Ken Stabler (1980-81)
	5128	Pete Beathard (1967-69)
Season	4690	Warren Moon (1991)
	4689	Warren Moon (1990)
	3631	Warren Moon (1989)
	3489	Warren Moon (1986)
	3485	Warren Moon (1993)
Game	527	Warren Moon (12/16/90 vs. Kansas City)
	464	George Blanda (10/29/61 vs. Buffalo)

Most Passing Attempts

Career	4546	Warren Moon (1984-93)
	2784	George Blanda (1960-66)
	2767	Dan Pastorini (1971-79)
	824	Pete Beathard (1967-69)
	739	Ken Stabler (1980-81)
Season	655	Warren Moon (1991)
	584	Warren Moon (1990)
	520	Warren Moon (1993)
	505	George Blanda (1964)
	488	Warren Moon (1986)
Game	68	George Blanda (11/1/64 vs. Buffalo)
	60	George Blanda (11/7/65 vs. N.Y. Jets)

Most Passes Completed

Career	2632	Warren Moon (1984-93)
	1426	Dan Pastorini (1971-79)
	1347	George Blanda (1960-66)
	458	Ken Stabler (1980-81)
	379	Pete Beathard (1967-69)
Season	404	Warren Moon (1991)
	362	Warren Moon (1990)

	303	Warren Moon (1993)
	293	Ken Stabler (1980)
	280	Warren Moon (1989)
Game	41	Warren Moon (11/10/91 vs. Dallas)
	37	George Blanda (11/1/64 vs. Buffalo)
	36	Warren Moon (11/7/93 vs. Seattle)
	35	Warren Moon (10/13/91 vs. N.Y. Jets)

Most Touchdown Passes

Career	196	Warren Moon (1984-93)
	165	George Blanda (1960-66)
	96	Dan Pastorini (1971-79)
Season	36	George Blanda (1961)
	33	Warren Moon (1990)
	27	George Blanda (1962)
	24	George Blanda (1960, 1963)
Game	7	George Blanda (11/19/61 vs. N.Y. Titans)
	6	George Blanda (10/14/62 vs. N.Y. Titans)

Most Consecutive Games With TD Pass

	21	Warren Moon (1990-91)
	17	Warren Moon (1992-93)
	14	George Blanda (1964-65)

Most Passes Had Intercepted

Career	189	George Blanda (1960-66)
	166	Warren Moon (1984-93)
	139	Dan Pastorini (1971-79)
Season	42	George Blanda (1962)
	28	Ken Stabler (1980)
	26	Warren Moon (1986)
Game	6	George Blanda (9/9/62 vs. Buffalo)
		George Blanda (11/14/65 vs. Denver)

Most Consecutive Attempts Without Interception

	154	Billy Joe Tolliver (1994)
	130	Warren Moon (1984)

Longest Passing Plays

98t	Jacky Lee to Willard Dewveall (1/25/62 vs. San Diego)
95t	George Blanda to Dick Compton (12/5/65 vs. Buffalo)
92t	Jacky Lee to Bill Groman (11/20/60 vs. Denver)

Highest Passing Percentage

Career	60.2	Ken Stabler (1980-81)
(Min.	57.9	Warren Moon (1984-93)
400	56.4	Oliver Luck (1982-86)
attempts)	56.1	Cody Carlson (1987-94)
	54.8	Gifford Nielsen (1978-83)
Season	65.6	Cody Carlson (1992)
	64.7	Warren Moon (1992)
	64.5	Ken Stabler (1980)
	62.0	Warren Moon (1990)
	61.7	Warren Moon (1991)

Most 300-Yard Games

Career	38	Warren Moon (1984-93)
	15	George Blanda (1960-66)
Season	9	Warren Moon (1990)
	6	Warren Moon (1991)

Most 400-Yard Games

Career	4	Warren Moon (1984-93)
Season	2	Warren Moon (1991)

Most Consecutive 300-Yard Games

Season	4	Warren Moon (1990)
--------	---	--------------------

RECEIVING

Most Receptions

Career	542	Ernest Givins (1986-94)
	480	Drew Hill (1985-1991)
	454	Haywood Jeffires (1987-1994)
	410	Charles Hennigan (1960-66)
	408	Ken Burrough (1971-81)
Season	101	Charles Hennigan (1964)
	100	Haywood Jeffires (1991)
	90	Drew Hill (1991)
		Haywood Jeffires (1992)
	83	Tim Smith (1983)
	82	Charles Hennigan (1961)

		Curtis Duncan (1992)
Game	13	Charles Hennigan (10/13/61 vs. Boston)
		Haywood Jeffires (10/13/91 vs. N.Y. Jets)
	12	Sid Blanks (9/12/64 vs. San Diego)
		Charles Hennigan (11/1/64 vs. Buffalo)
		Charles Hennigan (11/29/64 vs. Boston)

Most Consecutive Games With Reception

82	Ernest Givins (1988-93)
76	Drew Hill (1986-91)
53	Haywood Jeffires (1990-93)
52	Ken Burrough (1973-77)

Most Yards Receiving

Career	7935	Ernest Givins (1986-94)
	7477	Drew Hill (1985-1991)
	6907	Ken Burrough (1971-81)
	6823	Charles Hennigan (1960-66)
	5435	Haywood Jeffires (1987-94)
Season	1746	Charles Hennigan (1961)
	1561	Charles Hennigan (1964)
Game	272	Charles Hennigan (10/13/61 vs. Boston)
	245	Haywood Jeffires (12/16/90 vs. Kansas City)
	232	Charles Hennigan (10/29/61 vs. Buffalo)
	210	Drew Hill (12/22/85 vs. Indianapolis)

Most Touchdowns Receiving

Career	51	Charles Hennigan (1960-66)
	47	Ken Burrough (1971-81)
		Drew Hill (1985-91)
	46	Ernest Givins (1986-94)
Season	17	Bill Groman (1961)
	12	Bill Groman (1960)
		Charles Hennigan (1961)
		Charles Frazier (1966)
Game	3	13 times, last by Haywood Jeffires (11/14/93 vs. Cincinnati)



WR Charles Hennigan

Most Consecutive Games Catching TD Pass

8	Bill Groman (1961)
4	Bill Groman (1960)
	Charles Hennigan (1961)
	Dave Casper (1982)

Most Seasons, 50 or More Receptions

8	Ernest Givins (1986-93)
6	Drew Hill (1985-86, 1988-91)
5	Charles Hennigan (1961-64)
	Haywood Jeffires (1990-94)
3	Curtis Duncan (1990-92)
2	Bill Groman (1960-61)
	Tim Smith (1983-84)

Most 100-Yard Games

Career	26	Charles Hennigan (1960-66)
	24	Drew Hill (1985-1991)
	18	Ernest Givins (1986-93)



Season 9 Charles Hennigan (1964)

PUNTING

Most Punts

Career	519	Jim Norton (1960-68)
	429	Cliff Parsley (1977-82)
	316	Dan Pastorini (1971-79)
	310	Greg Montgomery (1988-93)
Season	96	Rich Camarillo (1994)
	93	Cliff Parsley (1979)
	91	Cliff Parsley (1978)
Game	11	Rich Camarillo (11/6/94 vs. Pittsburgh)
	10	Jim Norton (10/20/63 vs. Buffalo)
		Dan Pastorini (10/15/72 vs. Pittsburgh)
		Dan Pastorini (10/3/76 vs. New Orleans)
		Le Roy Clark (12/11/76 vs. Pittsburgh)
		John James (10/30/83 vs. Cleveland, 9/2/84 vs. Raiders, 11/11/84 vs. Kansas City)

Highest Punting Average

Career	43.6	Greg Montgomery (1988-93)
(Min. 100 punts)	42.3	Jim Norton (1960-68)
Season	46.9	Greg Montgomery (1992)
	45.6	Greg Montgomery (1993)
	45.0	Greg Montgomery (1990)
	44.2	Jim Norton (1965)
Game	59.2	Greg Montgomery (12/27/92 vs. Buffalo)

Longest Punts

79	Jim Norton (11/22/64 vs. Kansas City)
77	Greg Montgomery (9/19/93 vs. San Diego)
74	Dan Pastorini (10/24/76 vs. Cincinnati)

PUNT RETURNS

Most Punt Returns

Career	155	Billy Johnson (1974-80)
	151	Carl Roaches (1980-84)
	104	Willie Drewrey (1985-88, 1993)
Season	47	Carl Roaches (1980)
	41	Willie Drewrey (1993)
	40	Billy Johnson (1975)
	39	Carl Roaches (1981)
	38	Billy Johnson (1976)
Game	7	Billy Johnson (9/12/76 vs. Tampa Bay)
		Willie Drewrey (11/28/86 vs. Indianapolis)

Most Yards Punt Returns

Career	2040	Billy Johnson (1974-80)
	1095	Carl Roaches (1980-84)
	771	Willie Drewrey (1985-88, 1993)
	695	Bobby Jancik (1962-67)
Season	612	Billy Johnson (1975)
	539	Billy Johnson (1977)
Game	127	Billy Johnson (10/5/75 vs. Cincinnati)
	104	Billy Johnson (9/22/74 vs. Cleveland)

Most Touchdowns Punt Returns

Career	5	Billy Johnson (1974-80)
Season	3	Billy Johnson (1975)
Game	1	Eight times, last by Ernest Givins (12/11/94 vs. Seattle)

Best Average Punt Returns

Career	13.2	Billy Johnson (1974-80)
Season	15.4	Billy Johnson (1977)

Longest Punt Returns

87½	Billy Johnson (10/16/77 vs. Cleveland)
83½	Billy Johnson (11/16/75 vs. Miami)

KICKOFF RETURNS

Most Kickoff Returns

Career	158	Bobby Jancik (1962-67)
	150	Carl Roaches (1980-84)
	121	Billy Johnson (1974-80)
Season	45	Bobby Jancik (1963)
	38	Jerry LeVias (1969)
Game	8	Bobby Jancik (12/8/63 vs. Boston)
		Bobby Jancik (12/22/63 vs. Oakland)

Most Kickoff Return Yards

Career	4185	Bobby Jancik (1962-67)
--------	------	------------------------

	3276	Carl Roaches (1980-84)
	2902	Billy Johnson (1974-80)
Season	1317	Bobby Jancik (1963)
	940	Jerry LeVias (1969)
Game	240	Bobby Jancik (12/22/63 vs. Oakland)
	221	Bobby Jancik (12/8/63 vs. Boston)

Most Touchdowns Kickoff Returns

Career	2	Billy Johnson (1974-80)
		Carl Roaches (1980-84)
Season and	1	12 times, last by Lorenzo White (12/4/88 vs.
Game (same)		Pittsburgh)

Best Average Kickoff Returns

Career	26.5	Bobby Jancik (1962-67)
	24.0	Billy Johnson (1974-80)
	21.8	Carl Roaches (1980-84)
Season	31.3	Ken Hall (1960)
	30.3	Bobby Jancik (1962)

Longest Kickoff Returns

104t	Ken Hall (10/23/60 vs. N.Y. Titans)
103t	Bob Gresham (9/23/73 vs. Cincinnati)
97t	Carl Roaches (9/18/83 vs. Pittsburgh)
96t	Carl Roaches (10/4/81 vs. Cincinnati)
95t	Willie Tullis (9/6/81 vs. Los Angeles Rams)

INTERCEPTIONS

Most Interceptions

Career	45	Jim Norton (1960-68)
	30	Freddy Glick (1961-66)
	27	Tony Banfield (1960-65)
		W.K. Hicks (1964-69)
		Cris Dishman (1988-94)
	26	Mike Reinfeldt (1976-83)
Season	12	Freddy Glick (1963)
		Mike Reinfeldt (1979)
	10	Miller Farr (1967)
Game	3	Six players, last by Marcus Robertson
		(11/21/93 vs. Cleveland)

Most Interception Returns For Touchdown

Career	9	Ken Houston (1967-72)
	5	Miller Farr (1967-69)
Season	4	Ken Houston (1971)
Game	2	Miller Farr (12/7/68 vs. Buffalo)
		Ken Houston (12/19/71 vs. San Diego)

Most Interception Return Yards

Career	650	Ken Houston (1967-72)
	592	Jim Norton (1960-68)
	457	W.K. Hicks (1964-69)
Season	264	Miller Farr (1967)
	220	Ken Houston (1971)
	205	Mike Reinfeldt (1979)
Game	128	Miller Farr (10/15/67 vs. N.Y. Jets)

Longest Interception Returns

98t	Pete Jaquess (9/19/64 vs. Oakland)
95t	Willie Alexander (10/25/77 vs. Green Bay)
90t	Mark Johnston (10/27/63 vs. Kansas City)

Most Consecutive Games Intercepting A Pass

5	Pete Jaquess (1964)
4	Freddy Glick (1963)
	Jim Norton (1967)
	Miller Farr (1967)
	Cris Dishman (1991, 1993)
	Bo Orlando (1991)

COMBINED YARDS

Most Yards

Career	9292	Earl Campbell (1978-84) (8574 rushing, 718 receiving)
	8704	Ernest Givins (1986-1994) (7935 receiving, 397 punt ret., 345 rushing, 27 kickoff ret.)
	7421	Ken Burrough (1971-81) (6907 receiving, 455 kickoff ret., 59 rushing)
Season	2043	Billy Cannon (1961) (948 rushing, 586 receiving, 70 punt ret., 439 kickoff ret.)
	1981	Earl Campbell (1980) (1934 rushing, 47 receiving)
	1867	Lorenzo White (1992) (1226 rushing, 641 receiving)
Game	373	Billy Cannon (12/10/61 vs. N.Y. Titans)

TEAM RECORDS

GAMES WON

Most Consecutive Games Won

11 (1993)
10 (1962-63)

Most Games Won, One Season

12 (1993)
11 (1962, 1979, 1980, 1991)

Most Consecutive Games Won, Start of Season

3 (1991)

Most Home Games Won, One Season

7 (1988, 1991, 1993)

Most Consecutive Home Games Won

9 (1987-88, 1990-91)

Most Consecutive Road Games Won

5 (1961-62, 1993)

GAMES LOST

Most Consecutive Games Lost

18 (1972-73)
17 (1982-83)

Most Games Lost, One Season

14 (1983, 1994)

Most Consecutive Games Lost, Start of Season

10 (1983, 1984)

Most Consecutive Home Games Lost

13 (1972-73)

Most Consecutive Road Games Lost

23 (1981-84)

OFFENSE SCORING

Most Points

Season 513 (1961)
424 (1988)
Game 58 (12/9/90 vs. Cleveland)



56 (10/14/62 vs. N.Y. Titans)

Fewest Points

Season 136 (1982, 9 games)
199 (1967)
Game 0 Done 15 times (last, 0-34
11/26/89 vs. Kansas City)

Most Points, Both Teams

Game 101 (12/22/63, Houston 49
@ Oakland 52)
88 (9/24/89, @ Houston 41,
Buffalo 47, OT)

Fewest Points, Both Teams

Game 6 (12/14/80, Houston 6,
Pittsburgh 0)

Number of Ties

Games 6 (last 10/3/71, Houston
13, New Orleans 13)

Largest Margin of Victory

Game 55 (9/9/61, Houston 55,
Oakland 0)

Largest Margin of Defeat

Game 54 (12/17/89, Houston 7,
@ Cincinnati 61)

Smallest Margin of Victory

Game 1 Done six times (last,
10/9/88, @ Houston 7,
Oakland 6)

Smallest Margin of Defeat

Game 1 Done 10 times (last,
9/19/93, Houston 17,
@ San Diego 18)

Largest Deficit Overcome to Win

Game 23 (10/12/78 vs. New
England)

Most Consecutive Games Scoring

121 (1977-85)
84 (1989-94)
77 (1963-69)

Most Touchdowns

Season 66 (1961)
Game 8 (10/14/62 vs. N.Y. Titans)
(12/9/90 vs. Cleveland)

Most Touchdowns, Both Teams

Game 14 (12/22/63, Houston 7,
@ Oakland 7)

Fewest Touchdowns

Season 18 (1967)

Most Touchdowns Rushing

Season 26 (1988)
Game 5 (9/18/60 vs. L.A.
Chargers)

Fewest Touchdowns Rushing

Season 5 (1982, 9 games)
6 (1976)
Game 0 (Done several times, last,
12/18/94, vs. Kansas City)

Most Touchdowns Passing

Season 48 (1961)
37 (1990)
Game 7 (11/19/61 vs. N.Y. Titans)
(10/14/62 vs. N.Y. Titans)

Most Touchdowns Passing, Both Teams

Game 11 (12/22/63, Houston 5,
@ Oakland 6)

Fewest Touchdowns Passing

Season 10 (1972)

Most Points after Touchdowns

Season 65 (1961)
Game 8 (10/14/62 vs. N.Y. Titans)
7 (11/5/61 vs. Denver)
(11/19/61 vs. N.Y. Titans)
(12/22/63 vs. Oakland)
(12/9/90 vs. Cleveland)

Most Points after Touchdowns, Both Teams

Game 14 (12/22/63, Houston 7,
@ Oakland 7)

Most Field Goals

Season 29 (1993)
26 (1987)
25 (1989)
Game 5 (9/28/69 vs. Miami)

Most Field Goals, Both Teams

Game 7 (10/10/71, Houston 2,
@ Washington 5)
(10/25/87, @ Houston 3,
Atlanta 4)
(11/10/91, @ Houston 4,
Dallas 3, OT)
(11/22/92, Houston 3,
@ Miami 4)
(9/19/93, Houston 1,
@ San Diego 6)
(11/6/94, @ Houston 3,
Pittsburgh 4)

Most Field Goal Attempts

Season 40 (1969)

	37 (1989)
Game	6 (9/14/63 vs. Denver) (10/12/75 vs. Cleveland) (12/5/93 vs. Atlanta)

Most Field Goal Attempts, Both Teams

Game	10 (12/5/65, @ Houston 3, Buffalo 7) (10/10/71, Houston 3, @ Washington 7)
------	---

Fewest Field Goals

Season	8 (1968)
--------	----------

Most Points Each Quarter

First	21 (11/19/61 vs. N.Y. Titans)
Second	31 (12/9/90 vs. Cleveland)
Third	28 (12/19/61 vs. San Diego) (10/24/65 vs. Kansas City)
Fourth	24 (11/26/61 vs. Denver)

Most Points in a Half

	45 (12/9/90 vs. Cleveland)
--	----------------------------

Overtime Wins, Regular Season

	30-27 (9/23/79 vs. Cincinnati)
	27-24 (10/28/79 vs. N.Y. Jets)
	23-20 (12/2/84 vs. Pittsburgh)
	17-14 (9/4/88 vs. Indianapolis)
	26-23 (11/10/91 vs. Dallas)
	23-20 (9/20/92 vs. Kansas City)

FIRST DOWNS

Most First Downs

Season	376 (1990)
Game	34 (12/9/90 vs. Cleveland)

Most First Downs, Both Teams

Game	56 (9/24/89, @ Houston 33, Buffalo 23, OT)
------	--

Most First Downs Rushing

Season	155 (1980)
Game	17 (9/23/72 vs. San Diego) (12/14/80 vs. Green Bay)

Most First Downs Passing

Season	251 (1990)
Game	24 (11/1/64 vs. Buffalo)

Most First Down Penalties

Season	30 (1989)
Game	7 (9/9/90 vs. Atlanta)

Fewest First Downs

Season	138 (1982, 9 games) 199 (1976)
Game	4 (10/21/73 vs. Cleveland) 5 (12/9/73 vs. Pittsburgh)

Fewest First Downs Rushing

Season	52 (1982, 9 games) 62 (1971)
Game	0 Done four times (last, 11/1/63 vs. Boston)

Fewest First Downs Passing

Season	81 (1982, 9 games) 86 (1967)
Game	0 (10/14/81 vs. Cincinnati) (11/10/85 vs. Buffalo)

Fewest First Down Penalties

Season	5 (1982, 9 games) 10 (1967)
--------	--------------------------------

YARDS

Most Net Yards Gained

Season	6288 (1961) 6222 (1990)
Game	583 (11/10/91 vs. Dallas, OT)

Fewest Net Yards Gained

Season	2373 (1982, 9 games) 3191 (1972)
Game	83 (12/9/73 vs. Pittsburgh)

RUSHING

Most Yards Gained Rushing

Season	2635 (1980) 2571 (1979)
Game	279 (12/3/67 vs. Miami)

Fewest Yards Gained Rushing

Season	799 (1982, 9 games) 1106 (1971)
Game	19 (11/1/63 vs. Boston) (12/12/65 vs. San Diego)

Most Rushing Attempts

Season	616 (1979) 605 (1978)
Game	56 (9/28/75 vs. N.Y. Giants) 55 (9/9/61 vs. Oakland)

Fewest Rushing Attempts

Season	225 (1982, 9 games) 324 (1965)
Game	7 (12/8/85 vs. N.Y. Giants) 9 (10/24/76 vs. Cincinnati)

Highest Average Gain

Season	4.6 (1980, 1992)
--------	------------------

PASSING

Most Yards Gained Passing

Season	4805 (1990)
--------	-------------



Game	527 (12/16/90 vs. Kansas City)
------	--------------------------------

Fewest Yards Gained Passing

Season	1381 (1967)
Game	-14 (10/23/77 vs. Pittsburgh)

Most Passes Attempted

Season	667 (1991)
Game	68 (11/1/64 vs. Buffalo, 37 completed) 61 (11/7/65 vs. Oakland, 27 completed)

Fewest Passes Attempted

Season	287 (1982, 9 games) 333 (1967)
Game	6 (10/4/81 vs. Cincinnati)

Most Passes Attempted, Both Teams

Game	97 (12/2/62, Houston 44 vs. Denver 53)
------	--

Most Passes Completed

Season	411 (1991)
Game	41 (11/10/91 vs. Dallas, OT)

Fewest Passes Completed

Season	144 (1967)
Game	1 (10/4/81 vs. Cincinnati)

Fewest Passes Had Intercepted

Season	15 (1984, 1990) 16 (1989)
--------	------------------------------

Most Passes Had Intercepted

Season	48 (1962)
Game	6 Done six times (last, 11/30/86 vs. Cleveland)

Fewest Times Sacked

Season	11 (1962) 14 (1961)
--------	------------------------

Most Times Sacked

Season	65 (1994) 58 (1985) 49 (1983, 1984)
Game	12 (9/29/85 vs. Dallas)

Most Times Sacked, Both Teams

Game	14 (9/29/85, @ Houston 12, Dallas 2)
------	--------------------------------------

PUNTING

Most Punts

Season	96	(1994)
	93	(1979)
Game	11	(12/11/76 vs. Pittsburgh) (11/6/94 vs. Pittsburgh)

Fewest Punts

Season	34	(1990)
Game	0	(9/9/62 vs. Buffalo) (11/5/89 vs. Detroit) (10/14/90 vs. Cincinnati) (11/26/90 vs. Buffalo) (10/27/91 vs. Cincinnati)

Highest Punting Average

Season	45.3	(1993)
	45.2	(1992)
Game	59.2	(12/27/92 vs. Buffalo)

PUNT RETURNS

Most Punt Returns

Season	52	(1968)
Game	10	(9/12/76 vs. Tampa Bay)

Most Yards

Season	620	(1975)
--------	-----	--------

Most Touchdowns

Season	3	(1975)
Game	1	Done eight times (last, 12/11/94 vs. Seattle)

Fewest Punt Returns

Season	15	(1960)
--------	----	--------

Fewest Yards

Season	104	(1982, 9 games)
	118	(1961)

Highest Average

Season	15.4	(1977)
--------	------	--------

KICKOFF RETURNS

Most Kickoff Returns

Season	83	(1983)
Game	10	(12/22/63 vs. Oakland) (12/17/89 vs. Cincinnati)

Most Yards

Season	1721	(1981)
--------	------	--------

Most Touchdowns

Season	2	(1960, 1981, 1983)
Game	1	Done 12 times (last, 12/4/88 vs. Pittsburgh)



Fewest Kickoff Returns

Season	31	(1993)
	43	(1961)

Fewest Yards

Season	589	(1993)
	835	(1991)

Highest Average

Season	25.9	(1962)
--------	------	--------

PENALTIES

Most Penalties

Season	148	(1989)
--------	-----	--------

Game	16	(11/26/89 vs. Kansas City)
------	----	----------------------------

Most Penalty Yards

Season	1150	(1985, 1988)
Game	188	(10/6/85 vs. Denver)

Fewest Penalties

Season	52	(1982, 9 games)
	58	(1963)
Game	0	(3 times, last 11/1/64 vs. Buffalo)

Fewest Penalty Yards

Season	424	(1982)
--------	-----	--------

FUMBLES

Most Fumbles

Season	42	(1994)
	41	(1985)
Game	8	(12/9/73 vs. Pittsburgh)

Most Fumbles Lost

Season	25	(1994)
	24	(1963)
Game	5	(12/9/73 vs. Pittsburgh) (12/2/91 vs. Philadelphia)

Fewest Fumbles

Season	14	(1982, 9 games)
	17	(1962)

Fewest Fumbles Lost

Season	7	(1968)
--------	---	--------

Most Opponents' Fumbles

Recovered

Season	28	(1977)
Game	7	(10/12/69 vs. Kansas City)

Fewest Opponents' Fumbles

Recovered

Season	8	(1964, 1970)
--------	---	--------------

DEFENSE SCORING

Fewest Points Allowed

Season	199	(1967)
	226	(1975)
Game	0	13 shutouts (last, 24-0 12/94 vs. N.Y. Jets)

Most Points Allowed

Most	460	(1983)
	447	(1973)
Game	61	(12/17/72 vs. Cincinnati) (12/17/89 vs. Cincinnati)

Touchdowns Allowed-Season

Fewest	18	(1967)
Most	53	(1983)

Touchdowns Allowed Rushing-Season

Fewest	6	(1960, 1992)
Most	27	(1984)

Touchdowns Allowed Passing-Season

Fewest	10	(1967)
Most	35	(1966)

SHUTOUTS

Most Shutouts

Season	2	(1966, 1977, 1993)
--------	---	--------------------

Most Shutouts Against

Season	2	(1972, 1985)
--------	---	--------------

FIRST DOWNS

First Downs Allowed-Season

Fewest	183	(1969)
Most	356	(1985)

First Downs Allowed Rushing-Season

Fewest	67	(1982)
Most	147	(1972)

First Downs Allowed Passing-Season

Fewest	89	(1976)
Most	184	(1993)

First Downs Allowed By Penalty-Season

Fewest	13	(1968, 1969)
Most	48	(1985)

YARDS

Fewest Net Yards Allowed

Season	3375	(1968)
Game	26	(9/3/66 vs. Denver)

Most Net Yards Allowed

Season	6155	(1985)
--------	------	--------

Game 588 (12/22/63 vs. Oakland)

Fewest Total Plays

Season 610 (1982, 9 games)

840 (1970)

Game 36 (9/3/66 vs. Denver)

Most Total Plays

Season 1091 (1985)

Game 85 (10/3/76 vs. New Orleans)

(10/7/79 vs. St. Louis)

(11/30/86 vs. Cleveland,

OT)

RUSHING

Fewest Yards Allowed Rushing

Season 1027 (1960)

Game -14 (11/25/60 vs. Boston)

5 (12/7/75 vs. San

Francisco)

Most Yard Allowed Rushing

Season 2814 (1985)

Game 398 (10/1/61 vs. Dallas

Texans)

302 (10/24/65 vs. Kansas City)

Fewest Rushing Attempts

Season 298 (1982, 9 games)

362 (1962)

Game 11 (10/1/89 vs. Miami)

Most Rushing Attempts

Season 596 (1984)

Game 56 (10/1/61 vs. Dallas

Texans)

PASSING

Fewest Yards Allowed Passing

Season 1671 (1968)

Game -52 (10/31/71 vs. Cincinnati)

-16 (11/6/77 vs. Chicago)

Most Yards Allowed Passing

Season 3784 (1960)

Game 407 (12/22/63 vs. Oakland)

405 (10/11/64 vs. Buffalo)

Fewest Passes Attempted

Season 284 (1982, 9 games)

324 (1972)

Game 12 (10/6/68 vs. Miami)

(11/15/81 vs. Kansas City)

(10/2/83 vs. Pittsburgh)

Most Passes Attempted

Season 582 (1993)

Game 57 (12/19/93 vs. Pittsburgh)

Fewest Passes Completed

Season 158 (1968)

Game 2 (9/3/66 vs. Denver)

Most Passes Completed

Season 310 (1991)

Game 35 (12/20/64 vs. Denver)

PUNTING

Most Punts Forced

Season 96 (1976)

Game 11 (9/11/60 vs. Oakland)

(12/7/68 vs. Buffalo)

(9/12/76 vs. Tampa Bay)

(11/6/77 vs. Chicago)

(11/6/94 vs. Pittsburgh)

Fewest Punts Forced

Season 38 (1982, 9 games)

56 (1964, 1989)

Game 0 (11/12/78 vs. New

England)

Lowest Punting Average Allowed

Season 37.1 (1960)

INTERCEPTIONS

Most Interceptions

Season 36 (1963)

35 (1962)

Game 6 (6 times, last 12/5/93 vs.

Atlanta)

Fewest Interceptions

Season 3 (1982, 9 games)

6 (1972)

Most Interception Return Yards

Season 676 (1962)

Game 245 (10/15/67 vs. N. Y. Jets)

Most Touchdowns by Interception

Season 7 (1967)

Game 3 (12/19/71 vs. San Diego)

Most Passes Intercepted, Both Teams

Game 13 (12/2/62, @ Houston 5,

Denver 8)

SACKS

Most Sacks

Season 52 (1993)

51 (1979)

Game 9 (10/14/62 vs. N.Y. Titans)

(10/31/71 vs. Cincinnati)



Fewest Sacks

Season 21 (1966)

PUNT RETURNS

Fewest Punt Returns Allowed

Season 20 (1961)

23 (1990)

Most Punt Returns Allowed

Season 64 (1979)

60 (1976, 1984)

Fewest Yards Allowed

Season 186 (1990)

191 (1989)

Most Yards Allowed

Season 748 (1979)

668 (1976)

Most Touchdowns Allowed

Season 2 (1962, 1965)

Lowest Average Allowed

Season 5.3 (1969)

Highest Average Allowed

Season 13.6 (1961)

KICKOFF RETURNS

Fewest Kickoff Returns Allowed

Season 26 (1982, 9 games)

32 (1970, 1986)

Most Kickoff Returns Allowed

Season 71 (1990)

69 (1979, 1988)

Fewest Yards Allowed

Season 564 (1982, 9 games)

695 (1986)

Most Yards Allowed

Season 1481 (1961)

1362 (1988)

Most Touchdowns Allowed

Season 2 (1966)

Lowest Average Allowed

Season 15.7 (1992)

Highest Average Allowed

Season 24.9 (1985)

ALL-TIME COACHES' RECORDS

REGULAR SEASON

YEARS	HEAD COACH	W-L-T
1960-61 (a)	Lou Rymkus	11-7-1
1961, 1966-70 (b)	Wally Lemm	37-38-4
1962-63	Frank "Pop" Ivy	17-11-0
1964	Sammy Baugh	4-10-0
1965	Hugh "Bones" Taylor	4-10-0
1971	Ed Hughes	4-9-1
1972-73 (c)	Bill Peterson	1-18-0
1973-74 (d)	Sid Gillman	8-20-0
1975-80	O.A. "Bum" Phillips	55-35-0
1981-83 (e)	Ed Biles	8-23-0
1983 (f)	Chuck Studley	2-8-0
1984-85 (g)	Hugh Campbell	8-22-0
1985-89 (h)	Jerry Glanville	33-32-0
1990-94 (i)	Jack Pardee	43-31-0
1994 (j)	Jeff Fisher	1-5-0

(a) First five games of '61

(b) Final nine games of '61

(c) First five games of '73

(d) Final nine games of '73

(e) First six games of '83

(f) Final ten games of '83

(g) First 14 games of '85

(h) Final two games of '85

(i) First ten games of '94

(j) Final six games of '94

POST-SEASON

YEARS	HEAD COACH	W-L
1960	Lou Rymkus	1-0
1961, 1967, 1969	Wally Lemm	1-2
1962	Frank "Pop" Ivy	0-1
1978-80	O.A. "Bum" Phillips	4-3
1987-89	Jerry Glanville	2-3
1990-93	Jack Pardee	1-4

OPPONENT INDIVIDUAL RECORDS

(All records are single game performances)

SCORING

Most Total Points

- 24 Art Powell (12/22/63, Oakland)
- 19 Horst Muhlmann (12/17/72, Cincinnati)
- 18 11 times, last by Carl Pickens (11/13/94, Cincinnati)

Most Touchdowns

- 4 Art Powell (12/22/63, Oakland)
- Bob Hayes (12/20/70, Dallas)
- 3 Eight times, last by Carl Pickens (11/13/94, Cincinnati)

Most Field Goals

- 6 Tom Dempsey (11/12/72, Philadelphia)
- John Carney (9/19/93, San Diego)
- 5 Jim Breech (11/1/87, Cincinnati)
- Steve Christie (9/18/94, Buffalo)
- 4 Ten times, last by Gary Anderson (11/6/94, Pittsburgh)

Most Field Goal Attempts

- 7 Tom Dempsey (11/12/72, Philadelphia)
- 6 Roy Gerela (12/9/73, Pittsburgh)
- Jim Breech (11/1/87, Cincinnati)
- John Carney (9/19/93, San Diego)

Longest Field Goal

- 55 Chris Bahr (9/23/79, Cincinnati)

- Matt Stover (11/17/91, Cleveland)
 54 Jan Stenerud (9/9/67, Kansas City)
 Gary Anderson (12/8/91, Pittsburgh)
 Matt Bahr (12/16/91, N.Y. Giants)

Most PATs

- 7 Cotton Davidson (12/22/63, Oakland)
 Horst Muhlmann (12/17/72, Cincinnati)
 Jim Breech (12/17/89, Cincinnati)

Most PAT Attempts

- 7 Cotton Davidson (12/22/63, Oakland)
 Horst Muhlmann (12/17/72, Cincinnati)
 Jim Breech (12/17/89, Cincinnati)

RUSHING

Most Yards

- 215 Eric Dickerson (12/9/84, L.A. Rams)
 201 James Brooks (12/23/90, Cincinnati)
 193 Joe Delaney (11/15/81, Kansas City)

Most Attempts

- 34 Rodney Hampton (11/21/94, N.Y. Giants)
 32 Greg Pruitt (12/3/81, Cleveland)
 Tony Collins (11/28/82, New England)
 31 Matt Snell (10/17/64, N.Y. Jets)
 Otis Armstrong (12/8/74, Denver)
 Barry Foster (11/1/92, Pittsburgh)

Most Touchdowns Rushing

- 3 Seven times, last by Marshall Faulk (9/4/94, Indianapolis)

Longest Rushing Plays

- 90t Wilbert Montgomery (12/19/82, Philadelphia)
 80t Wray Carlton (12/5/65, Buffalo)
 79 Bill Mathis (11/21/65, N.Y. Jets)

PASSING

Most Yards

- 407 Tom Flores (12/22/63, Oakland)
 389 Jim McMahon (9/17/89, San Diego)
 387 Boomer Esiason (11/1/87, Cincinnati)

Most Attempts

- 53 Mickey Slaughter (12/20/64, Denver)
 Tommy Kramer (12/20/80, Minnesota)
 Brian Sipe (9/13/81, Cleveland)
 52 Four times, last by Bobby Hebert (12/5/93, Atlanta)

Most Passes Completed

- 34 Mickey Slaughter (12/20/64, Denver)
 30 Four times, last by Bobby Hebert (12/5/93, Atlanta)

Most Touchdowns

- 6 Tom Flores (12/22/63, Oakland)
 5 Joe Namath (9/18/66, N.Y. Jets)
 Craig Morton (12/20/70, Dallas)
 Jim Kelly (9/24/89, Buffalo)
 4 Six times, last by Jeff Blake (11/13/94, Cincinnati)

Most Passes Had Intercepted

- 6 Joe Namath (10/15/67, N.Y. Jets)
 Bobby Hebert (12/5/93, Atlanta)
 5 Rick Norton (11/23/69, Miami)
 4 3 times, last by Tommy Kramer (12/20/80, Minnesota)

Longest Passing Plays

- 94t Jack Kemp to Glenn Bass (10/11/64, Buffalo)
 90t John McCormick to Bob Scarpitto (10/17/65, Denver)
 87t Bobby Douglas to George Farmer (9/4/71, Chicago)

RECEIVING

Most Receptions

- 11 Don Maynard (10/9/60, N.Y. Titans)
 Robert Scarpitto (12/20/64, Denver)
 Carl Pickens (11/13/94, Cincinnati)
 10 16 times, last by Jerry Rice (12/25/93, San Francisco)

Most Yards Receiving

- 247 Art Powell (12/22/63, Oakland)
 212 Don Maynard (10/20/69, N.Y. Jets)
 210 Bake Turner (10/10/63, N.Y. Jets)

Most Touchdowns Receiving

- 4 Art Powell (12/22/63, Oakland)
 Bob Hayes (12/20/70, Dallas)

- 3 Four times, last by Carl Pickens (11/13/94, Cincinnati)

PUNTING

Most Punts

- 11 Wayne Crow (9/11/60, Oakland)
Bob Parsons (11/6/77, Chicago)
Mark Royals (11/6/94, Pittsburgh)
10 Three times, last by Johnny Evans (11/5/78, Cleveland)

Most Yards

- 476 Bob Parsons (11/6/77, Chicago)
432 Mark Royals (11/6/94, Pittsburgh)
407 Johnny Evans (11/5/78, Cleveland)
398 Jim Arnold (11/11/84, Kansas City)

Highest Average (5 punts minimum)

- 55.1 Paul Maguire (9/21/69, Buffalo)
53.8 Lee Johnson (10/27/91, Cincinnati)
51.4 Rick Tuten (11/7/93, Seattle)

Longest Punts

- 78 Paul Maguire (9/21/69, Buffalo)
Marv Bateman (9/19/76, Buffalo)
72 Ray Guy (12/2/73, Oakland)

PUNT RETURNS

Most Returns

- 7 Mike Fuller (12/17/78, San Diego)
Ron Fellows (12/13/82, Dallas)
Eric Metcalf (11/8/92, Cleveland)
6 Four times, last by Rick Upchurch (12/4/77, Denver)

Most Yards

- 93 Bill Baird (10/10/63, N.Y. Jets)
87 Eric Metcalf (11/8/92, Cleveland)
85 Jon Stagers (11/19/72, Green Bay)

Longest Returns

- 93t Bill Baird (11/10/63, N.Y. Jets)
85t Jon Stagers (11/19/72, Green Bay)
82t Keith Moody (10/15/78, Buffalo)
Corey Sawyer (9/25/94, Cincinnati)

Most Touchdowns

- 1 Five times, last by Corey Sawyer (9/25/94, Cincinnati)

KICKOFF RETURNS

Most Returns

- 8 Brian Baschnagel (11/6/77, Chicago)
7 Bo Roberson (12/22/63, Oakland)
6 8 times, last by Eric Ball (11/14/93, Cincinnati)

Most Yards

- 185 Brian Baschnagel (11/6/77, Chicago)
165 Eric Metcalf (12/9/90, Cleveland)
145 Mike Martin (10/20/85, Cincinnati)

Longest Returns

- 101t Eric Metcalf (12/9/90, Cleveland)
100t Art Baker (9/9/62, Buffalo)
Goldie Sellers (10/2/66, Denver)
97t Marc Logan (10/1/89, Miami)

Most Touchdowns

- 1 6 times, last by Eric Metcalf (12/9/90, Cleveland)

INTERCEPTIONS

Most Interceptions

- 4 Bobby Hunt (10/4/64, Kansas City)
3 4 times, last by David Fulcher (12/17/89, Cincinnati)

Most Interception Return Yards

- 177 Charlie McNeil (9/24/61, San Diego)
108 Bobby Hunt (10/4/64, Kansas City)

Longest Interception Returns

- 98t Bob Suci (11/1/63, Boston)
91t Booker Edgerson (11/1/64, Buffalo)
86t Glen Edwards (9/30/73, Pittsburgh)

Most Interception Returns for Touchdowns

- 2 Lemar Parrish (12/17/72, Cincinnati)
1 20 times, last by David Johnson (9/16/90, Pittsburgh)

PLAYOFF INDIVIDUAL RECORDS

(All records are single game performances)

SCORING

Most Total Points

Career	48	Ernest Givins (8 TDs receiving)
	35	Toni Fritsch (11 PAT, 8 FG)
	33	Tony Zendejas (9 PAT, 8 FG)
	27	Al Del Greco (12 PAT, 5 FG)
Game	12	Mike Barber (12/31/78 vs. New England)
		Allen Pinkett (12/24/88 vs. Cleveland)
		Ernest Givins (12/31/89 vs. Pittsburgh)
		Ernest Givins (1/6/91 vs. Cincinnati)
		Ernest Givins (12/29/91 vs. N.Y. Jets)
		Haywood Jeffires (1/3/93 vs. Buffalo)

Most Touchdowns

Career	8	Ernest Givins (all receiving)
	4	Earl Campbell (all rushing)
	3	Haywood Jeffires (all receiving)
	2	Mike Barber (12/31/78 vs. New England)
Game		Allen Pinkett (12/24/88 vs. Cleveland)
		Ernest Givins (12/31/89 vs. Pittsburgh)
		Ernest Givins (1/6/91 vs. Cincinnati)
		Haywood Jeffires (1/3/93 vs. Buffalo)

Most Field Goals

Career	8	Toni Fritsch
		Tony Zendejas
	5	Al Del Greco
	3	George Blanda
Game	3	Tony Zendejas (1/3/88 vs. Seattle, 12/31/89 vs. Pittsburgh)
	2	Toni Fritsch (12/23/79 vs. Denver, 1/6/80 vs. Pittsburgh)
		Al Del Greco (1/16/94 vs. Kansas City)

Most Field Goal Attempts

Career	14	Toni Fritsch
		Tony Zendejas
	7	Al Del Greco
	4	George Blanda
Game	5	Tony Zendejas (1/3/88 vs. Seattle)
	4	Tony Zendejas (12/31/89 vs. Pittsburgh)
	3	Tony Zendejas (1/1/89 vs. Buffalo)

Most Extra Points

Career	12	Al Del Greco
	11	Toni Fritsch
	9	Tony Zendejas
		Al Del Greco (1/3/93 vs. Buffalo)
Game	5	Toni Fritsch (12/31/78 vs. New England)
	4	George Blanda (1/1/61 vs. Los Angeles)
	3	Tony Zendejas (12/24/88 vs. Cleveland)
		Al Del Greco (1/4/92 vs. Denver)

RUSHING

Most Yards Rushing

Career	420	Earl Campbell
	264	Lorenzo White
	213	Allen Pinkett
		Earl Campbell (12/24/78 vs. Miami)
Game	118	Earl Campbell (12/28/80 vs. Oakland)
	91	Earl Campbell (12/31/78 vs. New England)
	84	

Most Rushing Attempts

Career	135	Earl Campbell (6 games)
	76	Lorenzo White (7 games)
	53	Tim Wilson (6 games)
		Earl Campbell (12/31/78 vs. New England)
Game	27	Earl Campbell (12/28/80 vs. Oakland)
		Earl Campbell (12/24/78 vs. Miami)
	26	

Most Touchdowns

Career	4	Earl Campbell
	2	Mike Rozier

	1	Five players (Charles Tolar, Boobie Clark, Allen Pinkett, Lorenzo White, Gary Brown)
Game	1	11 different times
Best Average		
Career	4.5	Allen Pinkett
	3.5	Lorenzo White
	3.3	Tim Wilson
Game	4.4	Earl Campbell (12/31/78 vs. New England, 27-118)
(15 or	3.9	Lorenzo White (1/3/93 vs. Buffalo, 19-75)
more att.)	3.7	Rob Carpenter (12/29/79 vs. San Diego, 18-67)
Longest Plays		
	35	Earl Campbell (12/31/78 vs. New England)
	31	Alonzo Highsmith (1/1/89 vs. Buffalo)
	27	Allen Pinkett (12/24/88 vs. Cleveland)

PASSING

Most Yards

Career	2578	Warren Moon
	954	Dan Pastorini
	722	George Blanda
Game	371	Warren Moon (1/3/93 vs. Buffalo)
	325	Warren Moon (1/4/92 vs. Denver)
	315	Warren Moon (12/31/89 vs. Pittsburgh)
	306	Dan Pastorini (12/24/78 vs. Miami)
		Warren Moon (1/16/94 vs. Kansas City)

Most Attempts

Career	351	Warren Moon (9 games)
	117	George Blanda (3 games)
	116	Dan Pastorini (5 games)
Game	50	Warren Moon (1/3/93 vs. Buffalo)
	48	Warren Moon (12/31/89 vs. Pittsburgh)
	46	George Blanda (12/23/62 vs. Dallas)
		Pete Beathard (12/21/69 vs. Oakland)

Most Completions

Career	230	Warren Moon (9 games)
	71	Dan Pastorini (5 games)
	57	George Blanda (3 games)
Game	36	Warren Moon (1/3/93 vs. Buffalo)
	32	Warren Moon (1/16/94 vs. Kansas City)
	29	Warren Moon (12/31/89 vs. Pittsburgh)

Most Touchdown Passes

Career	15	Warren Moon
	5	George Blanda
	4	Dan Pastorini
Game	4	Warren Moon (1/3/93 vs. Buffalo)
	3	George Blanda (1/1/61 vs. Los Angeles)
		Dan Pastorini (12/31/78 vs. New England)
		Warren Moon (1/4/92 vs. Denver)
	2	Warren Moon (12/31/89 vs. Pittsburgh)
		Cody Carlson (1/6/91 vs. Cincinnati)
		Warren Moon (12/29/91 vs. N.Y. Jets)

Most Passes Had Intercepted

Career	12	Warren Moon
	10	George Blanda
	8	Dan Pastorini
Game	5	George Blanda (12/24/61 vs. San Diego)
		George Blanda (12/23/62 vs. Dallas)
		Dan Pastorini (1/7/79 vs. Pittsburgh)

Longest Passing Plays

88t	George Blanda to Billy Cannon (1/1/61 vs. Los Angeles)
71t	Dan Pastorini to Ken Burrough (12/31/78 vs. New England)
55	Dan Pastorini to Mike Barber (12/24/78 vs. Miami)

Highest Passing Percentage

Career	65.5%	Warren Moon
	61.2%	Dan Pastorini
	48.7%	George Blanda
Game	80.0%	Dan Pastorini (12/31/78 vs. New England, 12-15)
	75.0%	Warren Moon (1/4/92 vs. Denver, 27-36)
	74.4%	Warren Moon (1/16/94 vs. Kansas City, 32-43)
	72.0%	Warren Moon (1/3/93 vs. Buffalo, 36-50)

RECEIVING

Most Receptions

Career	60	Ernest Givins
--------	----	---------------

	41	Haywood Jeffires
	38	Drew Hill
Game	11	Ernest Givins (12/31/89 vs. Pittsburgh)
	9	Drew Hill (12/29/91 vs. N.Y. Jets)
		Ernest Givins (1/3/93 vs. Buffalo)
		Haywood Jeffires (1/16/94 vs. Kansas City)
	8	Haywood Jeffires (1/3/93 vs. Buffalo)
		Webster Slaughter (1/3/93 vs. Buffalo)
		Curtis Duncan (1/3/93 vs. Buffalo)

Most Yards

Career	774	Ernest Givins
	513	Drew Hill
		Haywood Jeffires
	309	Mike Barber
Game	136	Ernest Givins (12/31/89 vs. Pittsburgh)
	117	Ernest Givins (1/3/93 vs. Buffalo)
	112	Mike Barber (12/24/78 vs. Miami)
	111	Ernest Givins (1/4/92 vs. Denver)

Most Touchdowns

Career	8	Ernest Givins
	3	Haywood Jeffires
	2	Mike Barber
		Billy Cannon
		Curtis Duncan
Game	2	Mike Barber (12/31/78 vs. New England)
		Ernest Givins (12/31/89 vs. Pittsburgh)
		Ernest Givins (1/6/91 vs. Cincinnati)
		Ernest Givins (12/29/91 vs. N.Y. Jets)
		Haywood Jeffires (1/3/93 vs. Buffalo)

Longest Reception

88t	Billy Cannon (1/1/61 vs. Los Angeles)
71t	Ken Burrough (12/24/78 vs. Miami)
55	Mike Barber (12/31/78 vs. New England)

Best Average Per Catch

Career	22.1	Mike Barber (14-309)
(14 or	13.5	Drew Hill (38-513)
more rec.)	12.9	Ernest Givins (60-774)
	12.5	Haywood Jeffires (41-513)
Game	18.6	Drew Hill (1/10/88 vs. Denver, 5-93)
(5 or	18.5	Ernest Givins (1/4/92 vs. Denver, 6-111)
more rec.)	17.2	Ken Burrough (12/24/78 vs. Miami, 6-103)

PUNTING

Most Punts

Career	31	Cliff Parsley (6 games)
	27	Greg Montgomery (8 games)
	18	Jim Norton (3 games)
Game	11	Jim Norton (12/31/67 vs. Oakland)
		Ode Burrell (12/21/69 vs. Oakland)
	6	Cliff Parsley (12/31/78 vs. N.E., 12/29/79, vs. S.D.)
		Greg Montgomery (1/6/91 vs. Cincinnati)

Most Yards Punting

Career	1215	Cliff Parsley
	1149	Greg Montgomery
	707	Jim Norton
Game	465	Ode Burrell (12/21/69 vs. Oakland)
	423	Jim Norton (12/31/67 vs. Oakland)
	256	Greg Montgomery (1/6/91 vs. Cincinnati)

Best Average

Career (5	42.6	Greg Montgomery (27-1149)
or more	42.3	Ode Burrell (11-465)
punts)	39.8	Jeff Gossett (6-239)
Game (5	48.6	Greg Montgomery (5-243, 1/16/94 vs. Kansas City)
or more	44.6	Greg Montgomery (5-223, 1/1/89 vs. Buffalo)
punts)	44.0	Cliff Parsley (5-220, 12/24/78 vs. Miami)

Longest Punts

59	Greg Montgomery (1/16/94 vs. Kansas City)
57	Ode Burrell (12/21/69 vs. Oakland)
	Jeff Gossett (1/10/88 vs. Denver)

PUNT RETURNS

Most Punt Returns

Career	9	Richard Ellender (3 games)
	5	Robert Woods (2 games)
		Kenny Johnson (3 games)

Game	5	Richard Ellender (42 yds., 12/23/79 vs. Denver)
	4	Kenny Johnson (27 yds., 1/3/88 vs. Seattle)
	3	Richard Ellender (8 yds., 1/6/80 vs. Pittsburgh)

Most Yards

Career	75	Richard Ellender
	27	Kenny Johnson
		Bobby Gordon
Game	42	Richard Ellender (12/23/79 vs. Denver)
	27	Kenny Johnson (1/3/88 vs. Seattle)
		Bobby Gordon (1/1/61 vs. Los Angeles)

Most Touchdowns

None

Best Average

Career	8.3	Richard Ellender (9-75)
(5 or	5.4	Kenny Johnson (5-27)
more ret.)	3.6	Robert Woods (5-18)
Game	8.5	Richard Ellender (5-42, 12/23/79 vs. Denver)
(3 or	6.8	Kenny Johnson (4-27, 1/3/88 vs. Seattle)
more ret.)	3.7	Robert Woods (3-11, 12/24/78 vs. Miami)

Longest Returns

27	Bobby Gordon (1/1/61 vs. Los Angeles)
25	Richard Ellender (12/29/79 vs. San Diego)
19	Gerald McNeil (1/6/91 vs. Cincinnati)

KICKOFF RETURNS

Most Kickoff Returns

Career	13	Allen Pinkett (8 games)
	9	Bobby Jancik (3 games)
	7	Lorenzo White (6 games)
Game	5	Bobby Jancik (12/23/62 vs. Dallas)
	1	Five players

Most Yards

Career	239	Bobby Jancik
	221	Allen Pinkett
	108	Lorenzo White
Game	100	Bobby Jancik (12/31/67 vs. Oakland)
	87	Zeke Moore (12/31/67 vs. Oakland)
	81	Billy Cannon (1/1/61 vs. Los Angeles)

Most Touchdowns

None

Longest Kickoff Returns

48	Bobby Jancik (12/23/62 vs. Dallas)
42	Billy Cannon (1/1/61 vs. Los Angeles)
40	Robert Woods (12/24/78 vs. Miami)

Best Average

Career	26.6	Bobby Jancik
(5 or	20.8	Robert Woods
more ret.)	17.0	Allen Pinkett
Game	29.0	Zeke Moore (3-87, 12/31/67 vs. Oakland)
(3 or	27.8	Bobby Jancik (5-139, 12/23/62 vs. Dallas)
more ret.)	27.0	Billy Cannon (3-81, 1/1/61 vs. Los Angeles)

INTERCEPTIONS

Most Interceptions

Career	5	Vernon Perry
	4	Mike Reinfeldt
	3	Bubba McDowell
Game	4	Vernon Perry (12/29/79 vs. San Diego, NFL record)
	2	Bubba McDowell (12/29/91 vs. N.Y. Jets)
		Mike Reinfeldt (12/31/78 vs. New England)
	1	29 players

Most Return Yards

Career	90	Bubba McDowell
	75	Vernon Perry
	35	Mike Reinfeldt
Game	75	Vernon Perry (1/6/80 vs. Pittsburgh)
	58	Bubba McDowell (1/3/93 vs. Buffalo)
	32	Bubba McDowell (12/29/92 vs. N.Y. Jets)

Most Touchdown Returns

Career	1	Vernon Perry (75 yds., 1/6/80 vs. Pittsburgh)
		Bubba McDowell (58 yds., 1/3/93 vs. Buffalo)

Longest Returns

75t	Vernon Perry (1/6/80 vs. Pittsburgh)
58t	Bubba McDowell (1/3/93 vs. Buffalo)
31	Bubba McDowell (12/29/91 vs. N.Y. Jets)

PLAYOFF TEAM RECORDS

(All records are single game unless otherwise indicated)

SCORING

Most Points

58 (1/3/93 vs. Buffalo)

Most Points by Opponent

56 (12/21/69, Oakland)

Most Points, Both Teams

79 (1/3/93, Buffalo 41,
Houston 38)

Fewest Points, Both Teams

13 (12/24/61, Houston 10,
San Diego 3)

Most Points Each Half

1st Half 28 (1/3/93 vs. Buffalo)

2nd Half 17 (12/23/62 vs. Dallas)
(12/31/89 vs. Pittsburgh)

Most Points Each Half by Opponent

1st Half 35 (12/21/69, Oakland)

2nd Half 35 (1/3/93, Buffalo)

Most Points Each Quarter

1st 14 (1/4/92 vs. Denver)

2nd 21 (12/31/78 vs. New England)
(1/3/93 vs. Buffalo)

3rd — (6 times last 1/3/93 vs.
Buffalo)

4th 14 (12/31/89 vs. Pittsburgh)

Most Points Each Quarter by Opponent

1st 28 (12/21/69, Oakland)

2nd 17 (1/7/79, Pittsburgh)

3rd 28 (1/3/93, Buffalo)

4th 21 (1/16/94, Kansas City)

TOUCHDOWNS

Most Touchdowns

5 (1/3/93 vs. Buffalo)

Most Touchdowns by Opponent

8 (12/21/69, Oakland)

Most Touchdowns, Both Teams

10 (1/3/93, Houston 5,
Buffalo 5)

Fewest Touchdowns, Both Teams

1 (12/24/61, Houston 1,
San Diego 0)

MOST PATs

Most PATs

5 (1/3/93 vs. Buffalo)

Most PATs by Opponent

8 (12/21/69, Oakland,
tied NFL record)

Most PATs, Both Teams

10 (1/3/93, Houston 5,
Buffalo 5)

Fewest PATs, Both Teams

1 (12/24/61, Houston 1,
San Diego 0)

FIELD GOALS

Most Field Goals

3 (1/3/88 vs. Seattle)
(12/31/89 vs. Pittsburgh)

Most Field Goals by Opponent

4 (12/31/67, Oakland)
(12/31/89, Pittsburgh)

Most Field Goals, Both Teams

7 (12/31/89, Pittsburgh 4,
Houston 3)

Most Field Goals Attempted

5 (1/3/88 vs. Seattle)

Most Field Goals

Attempted by Opponent

4 (1/7/79, Pittsburgh)
(12/31/89, Pittsburgh)

Most Field Goals Attempted, Both Teams

8 (12/31/89 vs. Pittsburgh)

SAFETIES

Most Safeties

1 (1/7/79 vs. Pittsburgh)

Most Safeties by Opponent

None

FIRST DOWNS

Most First Downs

27 (1/3/88 vs. Seattle)
(1/3/93 vs. Buffalo)

Most First Downs by Opponent

26 (1/4/92 vs. Denver)

Most First Downs, Both Teams

49 (1/4/92, Denver 26,
Houston 23)

Fewest First Downs

10 (12/31/67 vs. Oakland)
(1/7/79 vs. Pittsburgh)

Fewest First Downs by Opponent

11 (1/3/88, Seattle)

Fewest First Downs, Both Teams

28 (12/31/67, Oakland 18,
Houston 10)

Most First Downs Rushing

11 (12/31/78 vs. New England)

Most First Downs Rushing by Opponent

15 (1/6/91, Cincinnati)

Most First Downs Rushing, Both Teams

19 (1/6/91, Cincinnati 15,
Houston 4)

Fewest First Downs Rushing

1 (12/21/69 vs. Oakland)

Fewest First Downs Rushing by Opponent

1 (1/3/88, Seattle)

Fewest First Downs Rushing, Both Teams

6 (12/21/69, Oakland 5,
Houston 1)

Most First Downs Passing

18 (1/3/88 vs. Seattle)
(12/31/89 vs. Pittsburgh)
(1/3/93 vs. Buffalo)

Most First Downs Passing by Opponent

17 (12/29/79, San Diego)

Most First Downs Passing, Both Teams

31 (1/3/93, Houston 18,
Buffalo 13)

Fewest First Downs Passing

3 (1/7/79 vs. Pittsburgh)

Fewest First Downs Passing by Opponent

5 (12/23/62, Dallas)

Fewest First Downs Passing, Both Teams

11 (12/31/67, Oakland 6,
Houston 5)

Most First Downs Penalty

4 (12/24/61 vs. San Diego)

Most First Downs Penalty by Opponent

4 (12/23/62, Dallas)
(12/24/88, Cleveland)

Most First Downs Penalty, Both Teams

5 (12/24/61, Houston 4,
San Diego 1)
(1/1/89, Buffalo 3,
Houston 2)

Fewest First Downs Penalty, Both Teams

0 (1/3/88 vs. Seattle)

YARDS

Most Net Yards

455 (12/24/78 vs. Miami)

Most Net Yards by Opponent

418 (1/4/92, Denver)

Most Net Yards, Both Teams

840 (1/4/92, Houston 422, Denver 418)

Fewest Net Yards

142 (1/7/79 vs. Pittsburgh)

Fewest Net Yards by Opponent

209 (12/24/78, Miami)

Fewest Net Yards, Both Teams

498 (12/23/79, Houston 282, Denver 216)

RUSHING

Most Attempts

54 (12/31/78 vs. New England)

Most Attempts by Opponent

54 (12/23/62, Dallas)

Most Attempts, Both Teams

84 (12/23/62, Dallas 54, Houston 30)

Fewest Attempts

13 (1/6/91 vs. Cincinnati)

Fewest Attempts by Opponent

11 (1/3/88, Seattle)

Fewest Attempts, Both Teams

32 (1/16/94, Kansas City 18, Houston 14)

Most Yards Gained

178 (1/3/88 vs. Seattle)

Most Yards Gained By Opponent

263 (12/31/67, Oakland)

Most Yards Gained, Both Teams

301 (12/31/67, Oakland 263, Houston 38)

Fewest Yards Gained

24 (1/6/80 vs. Pittsburgh)

Fewest Yards Gained by Opponent

29 (1/3/88, Seattle)

Fewest Yards Gained, Both Teams

110 (1/16/94, Kansas City 71, Houston 39)

Highest Average Gain

5.2 (1/6/91 vs. Cincinnati)

Highest Average Gain by Opponent

5.9 (12/31/89, Pittsburgh)

Lowest Average Gain

1.1 (1/6/80 vs. Pittsburgh)

Lowest Average Gain by Opponent

2.1 (1/10/88, Denver)

Most Touchdowns

2 (12/24/88 vs. Cleveland)

Most Touchdowns by Opponent

3 (1/6/91, Cincinnati)

Most Touchdowns, Both Teams

3 (12/29/79, San Diego 2, Houston 1)
1 (1/89, Buffalo 2, Houston 1)
1 (1/6/91 Cincinnati 3, Houston 0)

PASSING

Most Attempts

50 (1/3/93 vs. Buffalo)

Most Attempts by Opponent

47 (12/29/79, San Diego)

Most Attempts, Both Teams

84 (1/3/93, Houston 50, Buffalo 34)

Fewest Attempts

15 (12/31/78 vs. New England)

Fewest Attempts by Opponent

14 (12/23/62, Dallas)

Fewest Attempts, Both Teams

45 (1/7/79, Houston 26, Pittsburgh 19)

Most Completions

36 (1/3/93 vs. Buffalo)

Most Completions by Opponent

25 (12/29/79, San Diego)

Most Completions, Both Teams

57 (1/3/93, Houston 36, Buffalo 21)

Fewest Completions

10 (12/23/79 vs. Denver)
(12/29/79 vs. San Diego)

Fewest Completions by Opponent

8 (12/28/80, Oakland)

Fewest Completions, Both Teams

23 (1/7/79, Houston 12, Pittsburgh 11)
(12/28/80, Houston 15, Oakland 8)

Highest Completion Percentage (20 attempts)

75.0 (1/4/92 vs. Denver)

Highest Completion Percentage by Opponent (20 attempts)

67.9 (12/24/88, Cleveland)

Lowest Completion Percentage (20 attempts)

39.1 (12/21/69 vs. Oakland)

Lowest Completion Percentage by Opponent (20 attempts)

34.5 (12/28/80, Oakland)

Most Net Yards Gained

347 (1/3/93 vs. Buffalo)

Most Net Yards Gained by Opponent

333 (12/29/79, San Diego)

Fewest Net Yards Gained

96 (1/7/79 vs. Pittsburgh)

Fewest Net Yards Gained by Opponent

88 (12/23/62, Dallas)

Most Times Sacked

9 (1/16/94 vs. Kansas City)

Most Times Opponent Sacked

6 (12/24/61 vs. San Diego)
(12/23/62 vs. Dallas)
(12/23/79 vs. Denver)

Most Sacks, Both Teams


11 (1/16/94, Houston 9, Kansas City 2)

Fewest Sacks, Both Teams

0 (1/4/92 vs. Denver)



Media Info



RADIO NETWORK



Russ Small



Gifford Nielsen

The '95 campaign marks the first season of a new five-year agreement (announced on May 4, 1994) with KTRH to continue broadcasting all Houston Oilers football games. The Oilers and KTRH were reunited in 1990 with an original five-year deal. KTRH had previously broadcast Oiler football from 1976-84. In addition, KTRH also broadcasts the games for basketball's Houston Rockets.

With a 50,000-watt AM signal, KTRH reaches the Louisiana, Texas and Mexican gulf coasts. KTRH boasts Houston's highest rated news plus the top-rated "SportsBeat" nightly talk show. Their package with the Oilers includes a three-hour pre-game show, "KTRH Countdown to Kickoff," and a two-hour post-game show, including "KTRH Fan Feedback," hosted by Charlie Pallilo and Rich Lord. In addition, KTRH carries Oiler-related shows starring General Manager Floyd Reese, Head Coach Jeff Fisher and DT Ray Childress.

Handling the play-by-play chores for his second season will be KTRH Sports Director (and co-host of "SportsBeat") Russ Small, who was the Oilers' color analyst from 1992-93. Small joined KTRH in June of 1992 after serving as Sports Director at WXYT Radio in Detroit. In addition to his work at WXYT, Small served as the play-by-play man for Michigan State football and basketball.

Serving as the color commentator will be KHOU-TV Sports Director Gifford Nielsen, who is in his second year with KTRH. Nielsen, who previously served in the same capacity for the Oilers from 1985-87, is a former star quarterback at Brigham Young and for the Oilers (1978-83).

Following is a tentative list of radio stations on the Houston Oilers' Network in 1995:

Abilene.....KNTS, 1470 AM	Jasper.....KTXJ, 1350 AM
Alpine.....KVLF, 1240 AM	Lamesa.....KPET, 690 AM
Amarillo.....KPUR, 1140 AM	Liberty.....KSHN, 99.9 FM
Austin.....KLBj, 590 AM	Longview.....KFRO, 1370 AM
Beaumont.....KOLE, 1340 AM	Midland.....KCRS, 550 AM
Big Spring.....KBST, 1490 AM	Nacogdoches.....KSFA, 860 AM
Brenham.....KWHI, 1280 AM	Norman, OK.....WWLS, 640 AM
Bryan/College Station..WTAW, 1150 AM	Orange.....KOGT, 1600 AM
Carthage.....KGAS, 1590 AM	Ozona.....KYXX, 94.3 FM
Center.....KDET, 102.3 FM	San Angelo.....KXQZ, 1260 AM
Clinton, OK.....KXOL, 1320 AM	San Antonio.....WOAI, 1200 AM
Columbus.....KULM, 98.3 FM	Snyder.....KSNY, 1450 AM/101.7 FM
Corpus Christi.....KDAE, 1590 AM	Sonora.....KHOS, 980 AM/92.1 FM
Crockett.....KIVY, 1290 AM	Stephenville.....KCUB, 98.3 FM
Dallas.....KTCK, 1310 AM	Tulsa, OK.....KAKC, 1300 AM
El Campo.....KULP, 1390 AM	Tyler.....KDOK, 1330 AM
Hallettsville.....KYOC, 92.5 FM	Victoria.....KAMG, 1340 AM
Hondo.....KCWM, 1460 AM	Waco.....KRZI, 1580 AM
Huntsville.....KYLr, 1400 AM	Wagoner, OK.....KXTD, 1530 AM

PRESEASON TV



Ron Franklin



Allen Pinkett

On March 7, 1995, the Oilers and KHTV Channel 39 announced a historic five-year agreement for Channel 39 to carry Houston Oilers' preseason football. The partnership designates Channel 39 as the official television station of the Houston Oilers and will carry through the 1999 season. KHTV, part of Gaylord Broadcasting Company, will televise each preseason contest in the Houston market and serve as flagship station for a statewide network.

After signing on in Houston on January 6, 1967, Channel 39 has become a broadcast leader known for its entertainment, community service and creative promotions. The station, as the only independent station in the market, continues to be an innovative force with one of the largest studios in the region equipped with state-of-the-art facilities that can fulfill most any production need.

The broadcast team for preseason Oilers' broadcast will be two faces very familiar to Oiler fans around the state. Ron Franklin will handle the play-by-play, and Allen Pinkett will provide color analysis.

Franklin, who previously did play-by-play for Oilers' radio broadcasts from 1971-1982, is nationally-known as an ESPN play-by-play commentator for the cable network's prime-time College Football Association telecasts and its Monday night Big Eight NCAA basketball games. In 1971, he moved to Houston where he served as both sports anchor and director at KHOU-TV from 1971-80 and at KPRC-TV from 1980-87. Franklin also served as play-by-play broadcaster on football and basketball broadcasts for the University of Texas from 1983-88. He currently operates his own production company, "Ron Franklin Productions," in Austin, Texas.

Pinkett, after an all-America career at Notre Dame, played for the Oilers from 1986-91. The 1986 third-round draft pick ranks seventh on the Oilers' all time rushing list with 2,324 yards. His best season was '91 when he established career highs for yards (720) and touchdowns (9). The popular running back was the creator and star of the entertaining "Pinkett's Previews" segments that ran on KPRC-TV news broadcasts. Pinkett is currently a successful businessman in the Houston area.

SPANISH RADIO



Rolando Bacerra



Rick Vasquez

For the seventh consecutive season, all Oiler games will be broadcast in Spanish. This season, KIAT (AM 1010), known in the

Houston Hispanic community as "La Tremenda," will again carry all of the Oilers action. Joining KLAT on the Oilers' Spanish radio network will be San Antonio's KSAH.

KLAT is considered Houston's leading Spanish radio station and has been broadcasting entirely in Spanish since 1979. KLAT is owned by Tichenor Media System, the largest Spanish station ownership group in the nation. Tichenor also owns stations in Chicago, New York, Miami, San Antonio, El Paso, Corpus Christi, and Rio Grande Valley.

Handling play-by-play chores for his second season will be Rolando Becerra, who has been one of Houston's top sports reporters and talk show hosts for KLAT and other Spanish stations since 1980. Becerra has also served as the Spanish play-by-play announcer for the Houston Astros (1986-92) and Houston Rockets (1988-93).

Joining Becerra in the booth in his second full season as analyst will be Rick Vasquez who served as the Oilers' Spanish play-by-play man in 1993 and color commentator for the second half of 1992. Vasquez had previously been the play-by-play announcer for Sam Houston State football. Serving as KLAT pre- and post-game host will be Becerra, joined by commentator and Houston Chronicle writer John Lopez. Producing all broadcasts will be KLAT's own Joe Gallagher.

MEDIA INFORMATION

CREDENTIALS: Media representatives who do not have press credentials for the entire season (but will be working for an accredited media outlet on an immediate deadline) may request them on a single-game basis. Telephone or written requests must be made at least three working days in advance to Dave Pearson, Director of Media Relations and Services: Houston Oilers, 6910 Fannin Street, Houston, Texas 77030 (713/797-9111). Reserved credentials can be picked up at Press Will Call, located at the Astrodome's Loading Dock on the day of the game.

PHOTOGRAPHERS: Photographers with accredited media outlets on an immediate deadline may request credentials on a single-game basis from the Oilers' Media Relations Department. Due to space limitations, it is not possible to issue credentials to freelance photographers. Field photographers are reminded to remain outside of the bench areas.

PRESS BOX: To get to the Astrodome press box, enter the stadium at the Loading Dock entrance between the West and South gates (where the TV trucks are parked). Take the press elevator to Level 5 and turn right on the concourse. Follow the concourse until it ends, and you will be in the working press area. Visiting radio is located in Booth 567 while network TV announcers will be in Booth 571. All broadcasting booths are located on the fifth floor concourse. Only credentials issued by the Houston Oilers will be honored for admittance to the Astrodome.

LOCKER ROOMS: Admission to the home and visiting locker rooms is governed by each individual team. Only media representatives with proper credentials will be admitted into the locker rooms. No one will be admitted into the locker rooms prior to or during the game. Your press credential is good for admittance to both locker rooms. To reach the Oilers' locker room from the press box, take the fifth floor concourse to Aisle 561 and turn left to the elevator. The Oilers' locker room is on Level 2 (on the left as you exit the elevator). To reach the visiting team's locker room, proceed past the Oilers' locker room to the concourse and turn left. Follow the concourse until it ends at Aisle 226. Turn left through the double doors and it will be on the left.

PARKING: Press parking at the Astrodome is very limited. Single game parking requests should be made when requesting your credential and will be processed on a "first come-first served" basis. Media with parking passes should use the main Astrodome entrance at Murworth and Kirby.

TELEPHONES: Pool telephones for credit card or collect calls are available in the Astrodome press box. Any media member desiring to have their own press box telephone must order it directly from Ed Lucky, US Telcom (lines) at (713) 853-8119. Media may rent instruments directly from the Oilers at a per-game rate of \$25 while still ordering lines from US Telcom.

FAX SERVICE: A FAX service is available at every Houston Oiler home game. The transmission representative is Tom Moen, 1719 Fairview Avenue, Houston, Texas 77006, (713) 528-2345.

FIELD ACCESS: Only working photographers, TV camera personnel and club/stadium officials are permitted on the field during the game. Media members with press box credentials are allowed on the field with five minutes remaining in the fourth quarter. Your cooperation in this matter is greatly appreciated.

GAME INFORMATION: The Astrodome press box telephone number for all game information inquiries is (713) 791-9118.

INTERVIEWS: Head Coach Jeff Fisher will be available to the media daily following practice. The best time to schedule player interviews is immediately following practice. Please contact the Media Relations Department to arrange.

PRACTICE DIRECTIONS: The Oilers' regular season practice facility is located at 2727 El Camino in Houston. To get there from Loop 610, take the Fannin Street exit and turn north. Go to the first light and turn right on Holly Hall. Follow through four-way stop sign. Make first left after railroad tracks on El Rio. At the end of the street, the road will curve to the right and become El Camino. The Oilers' complex will be on the left.

COVERING THE OILERS

WRITERS REGULARLY ASSIGNED TO CLUB

JOHN McCLAIN, Houston Chronicle (AM/PM), 801 Texas (77002), 713/220-7891.

MIKE LUTZ, Associated Press, 16945 Northchase Dr., Suite 2110 (77060), 713/872-8900; AP Night Number: 800/442-7189.

CLIFFORD BROYLES, San Antonio Express-News (AM), P.O. Box 2171, San Antonio (78297), 210/225-7411.

BRAD McBRIDE, Beaumont Enterprise (AM), P.O. Box 3071, Beaumont (77704), 409/838-2892.

BOB WEST, Pt. Arthur News (AM), P.O. Box 789, Pt. Arthur (77641), 409/985-5541.

RANDY RIGGS, Austin American-Statesman (AM), P.O. Box 670, Austin (78767), 512/445-3600.

WRITERS AND COLUMNISTS

HOUSTON CHRONICLE (AM/PM), 801 Texas (77002), 713/220-7891.

S.E.—Dan Cunningham. Columnists—Ed Fowler, Fran Blinebury, Dale Robertson. NFL Writers—Jody Goldstein, John Lopez, Bill Sullivan, Carlton Thompson. TV Sports—Terry Blount.

SAN ANTONIO EXPRESS-NEWS (A.M.), P.O. Box 2171, San Antonio (78297), 210/225-7411, 800/456-7411. S.E.—Barry Robinson.

Columnists—Kevin O'Keeffe, Buck Harvey, Dan Cook. NFL Writer—Jerry Briggs.

THE DEFENDER, P.O. Box 8005 (77288), 713/663-7716, Ralph Cooper.

FORWARD TIMES, P.O. Box 8346 (77288), 713/526-4727, Bud Johnson.

THE INFORMER, P.O. Box 3086 (77253), 713/527-8261, Jerry Gaither.

HOUSTON STAR, P.O. Box 20226, Dept. 3 (77225), 713/660-6430,
Joe Booker.
HOUSTON SUN, 1520 Isabella (77004), 713/524-4474, Darrell Simon.

TV AND RADIO SPORTSCASTERS

KPRC-TV (NBC, Channel 2), 8181 Southwest Freeway (77074),
713/778-4986. Sports Dir.—Craig Roberts, Bart Enis, Lisa Malosky,
Spencer Tillman, Lisa Burke—Producer.
KHOU-TV (CBS, Channel 11), 1945 Allen Parkway (77019),
713/521-4375. Sports Dir.—Gifford Nielsen, Matt Musil, Butch
Alsandor, Jeff McShan, Carleton Cole—Producer.
KTRK-TV (ABC, Channel 13), 3310 Bissonnet (77005), 713/663-4539.
Sports Dir.—Bob Allen, Tim Melton, Robert Leake—Producer.
KRIV-TV (Fox, Channel 26), 3935 Westheimer (77027), 713/625-1904.
Sports Dir.—Mark Berman, Steve Mark, Keith Calkins.
KXLN-TV (Spanish, Channel 45), 9440 Kirby Drive (77054),
713/662-4545. Sports Dir.—Carlos Arranda.
KTMD-TV (Spanish, Channel 48), 3903 Stoney Brook (77063),
713/789-4939. Sports Dir.—Luis Rodriguez.
KNWS-TV (Independent, Channel 51), 8440 Westpark (77063),
713/974-6397. Sports—John Granato, Todd Freed,
Allen Litvak—Producer.
KMOL-TV (NBC, Channel 4), 1031 Navarro, San Antonio (78299),
210/226-4444. Sports Dir.—Pete Delgado, Don Harris,
David Chancellor, Keith McMahan—Producer.
KENS-TV (CBS, Channel 5), P.O. Box TV5, San Antonio (78299),
210/377-8650. Sports Dir.—Rich Rodriguez, Lisa Burkhardt,
Maury Vasquez, Chuck Miketinac.
KSAT-TV (ABC, Channel 12), 1408 N. St. Mary St., San Antonio (78215),
210/351-1314. Sports Dir.—Greg Simmons, Cordell Patrick,
David Sears, Jeff Bowers—Producer.
PRIME SPORTS/HSE (Cable), 5251 Gulfon (77081), 713/661-0078,
Sports Dir.—Bill Worrell.
KTRH (740 AM), 510 Lovett Blvd. (77006), 713/526-0087.
Sports Dir.—Russ Small, Tom Franklin, Rich Lord, Charlie Pallilo,
Dave Dalati, Tony Ortiz.
KSEV/KPRC (700 AM, 950 AM), 11767 Katy Freeway, Suite 1170
(77079), 713/588-4800. Sports Dir.—Dan Patrick, John O'Reilly,
Barry Warner, Daron Jones, Matt Thomas, Rod Brooks.
KILT (610 AM), 500 Lovett Blvd. (77006), 713/526-3417. Chris Begala,
Jim Carola, Ed Fowler, Mike Edmonds, Pat Hernandez.
KMJQ (102.1 FM), 24 Greenway Plaza, Suite 1508 (77046),
713/623-2386. Kim Davis, ext. 241.
KIKK (650 AM), 6306 Gulfon Drive (77081), 713/981-9600.
Peggy Tuck.
KCOH (1430 AM), 5011 Alameda (77004), 713/522-1001. Sports Dir.—
Ralph Cooper.
KNUZ/KQUE (1230 AM/103 FM), 4701 Caroline (77004), 713/523-4254.
Sports Dir.—Wes Johnson, Mike Mollett, Rod Evans.
KLAT/KLTN (Spanish, 1010), 1415 North Loop West, Suite 400 (77008),
713/868-4344. Sports Dir.—Joe Gallagher, Rolando Bacerra,
Rick Vasquez.
WOAI (1200 AM), 6222 N.W. IH 10, San Antonio (78201),
210/736-9700. Sports Dir.—Jay Howard, Charlie Parker, Stephanie
Parrish—Producer.
KTSA (550 AM), 4050 Eisenhower, San Antonio (78218), 210/599-5550.
Sports Dir.—Russell Scott, Joe Rienagle, Mark Allen.
TEXAS STATE NETWORK, 1080 Ballpark Way, Arlington (76011),
214/445-6265. Sports Dir.—Roger Emrich.

THE ASTRODOME



The Houston Oilers play their home games in the Astrodome. Since 1988, more than 10,000 seats have been added to the Astrodome's capacity, thus making its seating availability now comparable to other domed stadiums. In early 1988, a state-of-the-art "Magic Carpet" AstroTurf system was installed by AstroTurf Industries, making the Astrodome the only artificial turf stadium in America with entirely separate fields for both football and baseball. In addition, construction has been completed on 65 "Columbia Suite" luxury boxes.

Officially named the Harris County Domed Stadium, the Astrodome was financed by an \$18-million general obligation bond, which passed in January of 1961. The cost of the project, including off-site improvements, land acquisition, engineering fees, site roads, and parking lot paving, was \$31.6 million.

In 1982, a \$42-million improvement program updated all of the Astrodome Complex. Financed by Harris County's portion of the hotel-motel tax, the renovations included the installation of the first Diamond Vision screen in the Astrodome scoreboard.

The stadium structure itself covers 9 1/2 acres, and the entire complex, including exhibition halls and parking areas, covers 260 acres. The outside diameter of the stadium structure is 710 feet and the floor of the stadium is approximately 25 feet below normal ground level, affording minimum vertical travel by fans.

The permanent roof of the dome, which has a clear span of 642 feet (twice that of any previous structure), has a maximum height of 208 feet above the playing field. This would allow the construction of an 18-story building under the roof. The roof can withstand hurricane winds of 135 m.p.h. and gusts of 165 m.p.h.

The playing surface of the Astrodome is AstroTurf. Initially only the infield was covered with the man-made turf. On July 19, 1966, the entire surface of the Astrodome was covered with AstroTurf. A new surface was installed in April, 1978, and again in February, 1988.

There are 51,000 cushioned, upholstered theatre seats in the stadium and 4,000 pavilion seats with cushioned, upholstered seats and wooden backs. The seating capacities are 54,313 for baseball, 59,969 for football, 68,000 for conventions and a maximum of 74,000 for boxing and similar events. To convert from baseball to football seating, the stands holding additional seats move around on steel rails until they parallel the football sidelines.

The Astrodome's new scoreboard features pertinent information throughout all events. The 'Dome is one of the only stadiums in the country that now boasts of two Diamond Vision screens. Each Diamond Vision is a 26 1/2 by 37 1/2-foot screen that brings field action, including instant replays, up close for spectators. The screen's clear picture is the product of a 35-mm tube with 43,200 CRT's (a home television set has one CRT). The Diamond Vision's brain is a state-of-the-art computer, operated by a nine-person crew that includes technicians and cameramen.

THE ALAMODOME

Beginning this season through 1997, the annual Governor's Cup preseason contest between the Oilers and the Dallas Cowboys will be played in the Alamodome in San Antonio, Texas. This year's game will take place on Saturday, August 26. The Oilers had the privilege of playing the first-ever football game in the Alamodome on August 7, 1993, against the New Orleans Saints.

Already considered one of the nation's premier domed stadiums, the Alamodome hosted its first event in May 1993. Construction began in November 1990, and the facility was completed on schedule at a cost of approximately \$186 million.

The Alamodome's seating capacity for football is 65,000 and for basketball is 21,372 (can increase to 35,000). The stadium, which sits on a site of 57 acres, features 160,000 gross square feet of exhibit space and 16 field level conference rooms. It has 12,000 retractable seats, which is the largest retractable seating unit in the world. Additionally, the Alamodome is the only building in North America with two permanent ice rinks. During major events, the Alamodome has the capacity of satellite transmission to countries throughout the world.

TRINITY UNIVERSITY

"The Summer Home of the Houston Oilers"



Trinity's William H. Bell Athletic Center

The summer of 1995 marks the Oilers' fifth training camp at Trinity University in San Antonio. Trinity is a nationally-recognized liberal arts and sciences university that has been consistently ranked as one of the nation's top colleges by *U.S. News & World Report*.

With an enrollment of approximately 2,500 (18 percent minority), Trinity's student population includes representation from all 50 states and several foreign countries.

More than 65 percent of the University's incoming freshmen rank in the top 10 percent of their high school graduating class. Also active volunteers, Trinity students devote more than 6,000 hours each year to community service in San Antonio nursing homes, homeless shelters, and tutoring in literacy programs.

The 117-acre campus, located just north of downtown, offers a panoramic view of the San Antonio skyline. The newly-renovated William H. Bell Athletic Center, a state-of-the-art indoor athletic complex, features a basketball court, a modern weight-training area, an aerobics studio, and a natatorium. Recently, the Bell Center received a national award for indoor facility management. The Oilers will do most of their outdoor training in Trinity's E.M. Stevens Football Stadium.

Founded in 1869 in Tehuacana, Texas, Trinity was moved to its current location in San Antonio in 1952.

1995 NFL SCHEDULE

All Times Local

Sunday, September 3

(First Weekend)

FOX-TV National Weekend

Arizona at Washington	4:00
Carolina at Atlanta	1:00
Cincinnati at Indianapolis	12:00
Cleveland at New England	1:00
Detroit at Pittsburgh	1:00

HOUSTON at JACKSONVILLE 1:00

Kansas City at Seattle	1:00
Minnesota at Chicago	3:00
N.Y. Jets at Miami	4:00
San Diego at Los Angeles	1:00
San Francisco at New Orleans	12:00
St. Louis at Green Bay	12:00
Tampa Bay at Philadelphia	1:00

Sunday night, September 3

Buffalo at Denver	6:00
-------------------	------

Monday, September 4

Dallas at N.Y. Giants	9:00
-----------------------	------

Sunday, September 10

(Second Weekend)

NBC-TV National Weekend

Atlanta at San Francisco	1:00
Carolina at Buffalo	1:00
Denver at Dallas	3:00
Detroit at Minnesota	12:00
Indianapolis at N.Y. Jets	4:00
Jacksonville at Cincinnati	4:00
Los Angeles at Washington	1:00
Miami at New England	1:00
New Orleans at St. Louis	12:00
N.Y. Giants at Kansas City	12:00

PITTSBURGH at HOUSTON 12:00

Seattle at San Diego	1:00
Tampa Bay at Cleveland	1:00

Sunday night, September 10

Philadelphia at Arizona	5:00
-------------------------	------

Monday, September 11

Green Bay at Chicago	8:00
----------------------	------

Sunday, September 17

(Third Weekend)

NBC-TV National Weekend

Arizona at Detroit	1:00
Atlanta at New Orleans	12:00
Chicago at Tampa Bay	4:00
Cincinnati at Seattle	1:00

CLEVELAND at HOUSTON 12:00

Indianapolis at Buffalo	1:00
Jacksonville at N.Y. Jets	4:00
Los Angeles at Kansas City	12:00
New England at San Francisco	1:00
N.Y. Giants at Green Bay	12:00
San Diego at Philadelphia	1:00
St. Louis at Carolina	1:00
Washington at Denver	2:00

Sunday night, September 17

Dallas at Minnesota	7:00
---------------------	------

Monday, September 18

Pittsburgh at Miami	9:00
---------------------	------

Sunday, September 24

(Fourth Weekend)

FOX-TV National Weekend

(Open Dates: Buffalo, Carolina, Indianapolis, Miami, New England, Seattle)

Arizona at Dallas	3:00
Chicago at St. Louis	12:00
Denver at San Diego	1:00
HOUSTON at CINCINNATI 4:00	
Kansas City at Cleveland	4:00
Minnesota at Pittsburgh	1:00
New Orleans at N.Y. Giants	1:00
N.Y. Jets at Atlanta	4:00
Philadelphia at Los Angeles	1:00
Washington at Tampa Bay	1:00

Sunday night, September 24

Green Bay at Jacksonville	8:00
---------------------------	------

Monday, September 25

San Francisco at Detroit	9:00
--------------------------	------

Sunday, October 1

(Fifth Weekend)

NBC-TV National Weekend

(Open Dates: Chicago, Detroit, Green Bay, Minnesota)

Dallas at Washington	1:00
Denver at Seattle	1:00

JACKSONVILLE at HOUSTON 3:00

Kansas City at Arizona	1:00
Miami at Cincinnati	1:00
New England at Atlanta	1:00
N.Y. Giants at San Francisco	1:00
Philadelphia at New Orleans	12:00
San Diego at Pittsburgh	4:00
St. Louis at Indianapolis	12:00
Tampa Bay at Carolina	1:00

Sunday night, October 1

Los Angeles at N.Y. Jets	8:00
--------------------------	------

Monday, October 2

Buffalo at Cleveland	9:00
----------------------	------

Sunday, October 8

(Sixth Weekend)

NBC-TV National Weekend

(Open Dates: Atlanta, New Orleans, St. Louis, San Francisco)

Arizona at N.Y. Giants	4:00
Carolina at Chicago	12:00
Cincinnati at Tampa Bay	1:00
Cleveland at Detroit	4:00
Green Bay at Dallas	12:00

HOUSTON at MINNESOTA 12:00

Indianapolis at Miami	4:00
N.Y. Jets at Buffalo	1:00
Pittsburgh at Jacksonville	1:00
Seattle at Los Angeles	1:00
Washington at Philadelphia	1:00

Sunday night, October 8

Denver at New England	8:00
-----------------------	------

Monday, October 9

San Diego at Kansas City	8:00
--------------------------	------

Thursday, October 12

(Seventh Weekend)

FOX-TV National Weekend

(Open Dates: Cincinnati, Cleveland, HOUSTON, Pittsburgh)

Atlanta at St. Louis	7:00
----------------------	------

Sunday, October 15

Chicago at Jacksonville	1:00
Dallas at San Diego	1:00
Detroit at Green Bay	12:00
Miami at New Orleans	3:00
Minnesota at Tampa Bay	1:00
New England at Kansas City	12:00
N.Y. Jets at Carolina	4:00
Philadelphia at N.Y. Giants	1:00
San Francisco at Indianapolis	12:00
Seattle at Buffalo	1:00
Washington at Arizona	1:00

Monday, October 16

Los Angeles at Denver	7:00
-----------------------	------

Thursday, October 19

(Eighth Weekend)

NBC-TV National Weekend

(Open Dates: Arizona, Dallas, N.Y. Giants, Philadelphia)

Cincinnati at Pittsburgh	8:00
--------------------------	------

Sunday, October 22

Atlanta at Tampa Bay	1:00
Detroit at Washington	1:00
HOUSTON at CHICAGO 12:00	
Indianapolis at Los Angeles	1:00
Jacksonville at Cleveland	1:00
Kansas City at Denver	2:00



Miami at N.Y. Jets	1:00
Minnesota at Green Bay	12:00
New Orleans at Carolina	1:00
San Diego at Seattle	1:00
San Francisco at St. Louis	3:00
<u>Monday, October 23</u>	
Buffalo at New England	9:00

Sunday, October 29
(Ninth Weekend)

FOX-TV National Weekend
(Open Dates: *Denver, Kansas City, Los Angeles, San Diego*)

Buffalo at Miami	4:00
Carolina at New England	1:00
Cleveland at Cincinnati	1:00
Dallas at Atlanta	1:00
Green Bay at Detroit	1:00
Jacksonville at Pittsburgh	1:00
New Orleans at San Francisco	1:00
N.Y. Jets at Indianapolis	1:00
Seattle at Arizona	2:00
St. Louis at Philadelphia	1:00
TAMPA BAY at HOUSTON	3:00

Sunday night, October 29

N.Y. Giants at Washington	8:00
<u>Monday, October 30</u>	
Chicago at Minnesota	8:00

Sunday, November 5
(Tenth Weekend)

NBC-TV National Weekend
(Open Dates: *Jacksonville, Tampa Bay*)

Arizona at Denver	2:00
Buffalo at Indianapolis	1:00
Carolina at San Francisco	1:00
Detroit at Atlanta	1:00
Green Bay at Minnesota	12:00
HOUSTON at CLEVELAND	1:00
Los Angeles at Cincinnati	4:00
New England at N.Y. Jets	1:00
N.Y. Giants at Seattle	1:00
Pittsburgh at Chicago	5:00
St. Louis at New Orleans	12:00
Washington at Kansas City	12:00

Sunday night, November 5

Miami at San Diego	5:00
<u>Monday, November 6</u>	
Philadelphia at Dallas	8:00

Sunday, November 12
(Eleventh Weekend)

FOX-TV National Weekend
(Open Dates: *N.Y. Jets, Washington*)

Atlanta at Buffalo	1:00
Carolina at St. Louis	12:00
Chicago at Green Bay	12:00
CINCINNATI at HOUSTON	12:00
Indianapolis at New Orleans	12:00
Kansas City at San Diego	1:00
Los Angeles at N.Y. Giants	1:00
Minnesota at Arizona	2:00
New England at Miami	1:00
San Francisco at Dallas	3:00
Seattle at Jacksonville	1:00
Tampa Bay at Detroit	1:00

Sunday night, November 12

Denver at Philadelphia	8:00
<u>Monday, November 13</u>	
Cleveland at Pittsburgh	9:00

Sunday, November 19
(Twelfth Weekend)

FOX-TV National Weekend

Arizona at Carolina	1:00
Buffalo at N.Y. Jets	4:00
Dallas at Los Angeles	1:00
Detroit at Chicago	12:00
Green Bay at Cleveland	1:00
Indianapolis at New England	1:00
Jacksonville at Tampa Bay	1:00
New Orleans at Minnesota	3:00
N.Y. Giants at Philadelphia	1:00
Pittsburgh at Cincinnati	1:00
San Diego at Denver	2:00

Seattle at Washington	1:00
St. Louis at Atlanta	1:00

Sunday night, November 19

HOUSTON at KANSAS CITY 7:00

Monday, November 20

San Francisco at Miami	9:00
------------------------	------

Thursday, November 23
(Thirteenth Weekend)

NBC-TV National Weekend

Kansas City at Dallas	3:00
Minnesota at Detroit	12:30

Sunday, November 26

Atlanta at Arizona	2:00
Chicago at N.Y. Giants	1:00
Cincinnati at Jacksonville	1:00
DENVER at HOUSTON	3:00
Miami at Indianapolis	1:00
New England at Buffalo	1:00
N.Y. Jets at Seattle	1:00
Philadelphia at Washington	1:00
Pittsburgh at Cleveland	4:00
St. Louis at San Francisco	1:00
Tampa Bay at Green Bay	12:00

Sunday night, November 26

Carolina at New Orleans	7:00
<u>Monday, November 27</u>	
Los Angeles at San Diego	6:00

Thursday, November 30 (Fourteenth Weekend)

FOX-TV National Weekend

N.Y. Giants at Arizona	6:00
------------------------	------

Sunday, December 3

Atlanta at Miami	1:00
Cincinnati at Green Bay	12:00
Cleveland at San Diego	1:00
HOUSTON at PITTSBURGH	1:00
Indianapolis at Carolina	1:00
Jacksonville at Denver	2:00
Kansas City at Los Angeles	1:00
New Orleans at New England	1:00
Philadelphia at Seattle	1:00
St. Louis at N.Y. Jets	1:00
Tampa Bay at Minnesota	12:00
Washington at Dallas	3:00

Sunday night, December 3

Buffalo at San Francisco	5:00
<u>Monday, December 4</u>	
Chicago at Detroit	9:00

Saturday, December 9
(Fifteenth Weekend)

NBC-TV National Weekend

Arizona at San Diego	1:00
Cleveland at Minnesota	11:30

Sunday, December 10

Buffalo at St. Louis	12:00
Chicago at Cincinnati	1:00
Dallas at Philadelphia	1:00
DETROIT at HOUSTON	12:00
Indianapolis at Jacksonville	1:00
New Orleans at Atlanta	1:00
N.Y. Jets at New England	1:00
Pittsburgh at Los Angeles	1:00
San Francisco at Carolina	1:00
Seattle at Denver	2:00
Washington at N.Y. Giants	4:00

Sunday night, December 10

Green Bay at Tampa Bay	8:00
<u>Monday, December 11</u>	
Kansas City at Miami	9:00

Saturday, December 16
(Sixteenth Weekend)

FOX-TV National Weekend

Green Bay at New Orleans	3:00
New England at Pittsburgh	12:30

Sunday, December 17

Arizona at Philadelphia	1:00
Atlanta at Carolina	1:00
Cincinnati at Cleveland	1:00
Denver at Kansas City	3:00
Jacksonville at Detroit	1:00
Miami at Buffalo	1:00

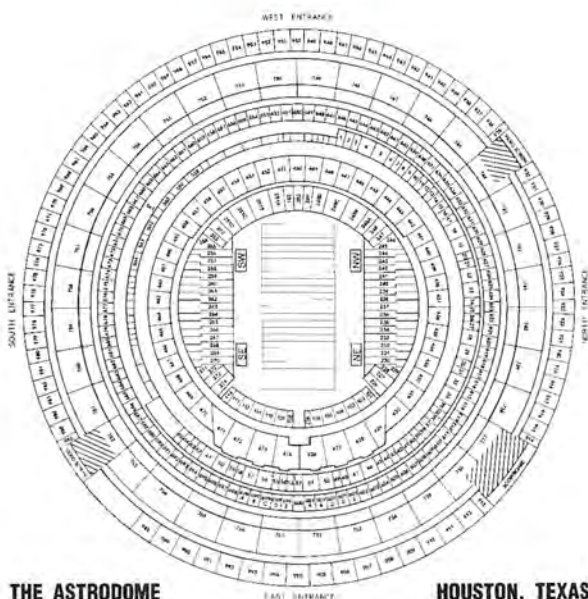
N.Y. Giants at Dallas	3:00	<u>Saturday night, December 23</u>	New England at Indianapolis	8:00
N.Y. JETS at HOUSTON	12:00	<u>Sunday, December 24</u>	Carolina at Washington	4:00
San Diego at Indianapolis	4:00		Cleveland at Jacksonville	1:00
Tampa Bay at Chicago	12:00		Denver at Los Angeles	1:00
Washington at St. Louis	12:00		HOUSTON at BUFFALO	1:00
<u>Sunday night, December 17</u>			Miami at St. Louis	3:00
Los Angeles at Seattle	5:00		Minnesota at Cincinnati	1:00
<u>Monday, December 18</u>			New Orleans at N.Y. Jets	1:00
Minnesota at San Francisco	6:00		Philadelphia at Chicago	12:00
<u>Saturday, December 23</u>			Pittsburgh at Green Bay	12:00
(Seventeenth Weekend)			San Francisco at Atlanta	1:00
NBC-TV National Weekend		<u>Monday, December 25</u>	Seattle at Kansas City	12:00
Detroit at Tampa Bay	4:00		Dallas at Arizona	7:00
San Diego at N.Y. Giants	12:50			

1995 NATIONAL TV GAMES

Regular Season

<u>Sunday, Sept. 3</u>	<u>Thursday, Nov. 23</u>
Minnesota at Chicago (day, FOX)	Minnesota at Detroit (day, FOX)
Buffalo at Denver (night, TNT)	Kansas City at Dallas (day, NBC)
<u>Monday, Sept. 4</u>	<u>Sunday, Nov. 26</u>
Dallas at N.Y. Giants (night, ABC)	Pittsburgh at Cleveland (day, NBC)
<u>Sunday, Sept. 10</u>	Carolina at New Orleans (night, ESPN)
Denver at Dallas (day, NBC)	<u>Monday, Nov. 27</u>
Philadelphia at Arizona (night, TNT)	Los Angeles at San Diego (night, ABC)
<u>Monday, Sept. 11</u>	<u>Thursday, Nov. 30</u>
Green Bay at Chicago (night, ABC)	N.Y. Giants at Arizona (night, ESPN)
<u>Sunday, Sept. 17</u>	<u>Sunday, Dec. 3</u>
New England at San Francisco (day, NBC)	Washington at Dallas (day, FOX)
Dallas at Minnesota (night, TNT)	Buffalo at San Francisco (night, ESPN)
<u>Monday, Sept. 18</u>	<u>Monday, Dec. 4</u>
Pittsburgh at Miami (night, ABC)	Chicago at Detroit (night, ABC)
<u>Sunday, Sept. 24</u>	<u>Saturday, Dec. 9</u>
Arizona at Dallas (day, FOX)	Cleveland at Minnesota (day, NBC)
Green Bay at Jacksonville (night, TNT)	Arizona at San Diego (day, FOX)
<u>Monday, Sept. 25</u>	<u>Sunday, Dec. 10</u>
San Francisco at Detroit (night, ABC)	Pittsburgh at Los Angeles (day, NBC)
<u>Sunday, Oct. 1</u>	Green Bay at Tampa Bay (night, ESPN)
San Diego at Pittsburgh (day, NBC)	<u>Monday, Dec. 11</u>
Los Angeles at N.Y. Jets (night, TNT)	Kansas City at Miami (night, ABC)
<u>Monday, Oct. 2</u>	<u>Saturday, Dec. 16</u>
Buffalo at Cleveland (night, ABC)	New England at Pittsburgh (day, NBC)
<u>Sunday, Oct. 8</u>	Green Bay at New Orleans (day, FOX)
Indianapolis at Miami (day, NBC)	<u>Sunday, Dec. 17</u>
Denver at New England (night, TNT)	N.Y. Giants at Dallas (day, FOX)
<u>Monday, Oct. 9</u>	Los Angeles at Seattle (night, ESPN)
San Diego at Kansas City (night, ABC)	<u>Monday, Dec. 18</u>
<u>Thursday, Oct. 12</u>	Minnesota at San Francisco (night, ABC)
Atlanta at St. Louis (night, TNT)	<u>Saturday, Dec. 23</u>
<u>Sunday, Oct. 15</u>	San Diego at N.Y. Giants (day, NBC)
Dallas at San Diego (day, FOX)	Detroit at Tampa Bay (day, FOX)
<u>Monday, Oct. 16</u>	New England at Indianapolis (night, ESPN)
Los Angeles at Denver (night, ABC)	<u>Sunday, Dec. 24</u>
<u>Thursday, Oct. 19</u>	Denver at Los Angeles (day, NBC)
Cincinnati at Pittsburgh (night, TNT)	<u>Monday, Dec. 25</u>
<u>Sunday, Oct. 22</u>	Dallas at Arizona (night, ABC)
Kansas City at Denver (day, NBC)	POSTSEASON
<u>Monday, Oct. 23</u>	<u>Saturday, Dec. 30</u>
Buffalo at New England (night, ABC)	AFC and NFC Wild Card Playoffs (ABC)
<u>Sunday, Oct. 29</u>	<u>Sunday, Dec. 31</u>
New Orleans at San Francisco (day, FOX)	AFC and NFC Wild Card Playoffs (NBC and FOX)
N.Y. Giants at Washington (night, TNT)	<u>Saturday, Jan. 6</u>
<u>Monday, Oct. 30</u>	AFC and NFC Divisional Playoffs (NBC and FOX)
Chicago at Minnesota (night, ABC)	<u>Sunday, Jan. 7</u>
<u>Sunday, Nov. 5</u>	AFC and NFC Divisional Playoffs (NBC and FOX)
Pittsburgh at Chicago (day, NBC)	<u>Sunday, Jan. 14</u>
Miami at San Diego (night, ESPN)	AFC and NFC Championship Games (NBC and FOX)
<u>Monday, Nov. 6</u>	<u>Sunday, Jan. 28</u>
Philadelphia at Dallas (night, ABC)	Super Bowl XXX at Sun Devil Stadium, Tempe, Arizona (NBC)
<u>Sunday, Nov. 12</u>	<u>Sunday, Feb. 4</u>
San Francisco at Dallas (day, FOX)	AFC-NFC Pro Bowl at Honolulu, Hawaii (ABC)
Denver at Philadelphia (night, ESPN)	
<u>Monday, Nov. 13</u>	
Cleveland at Pittsburgh (night, ABC)	
<u>Sunday, Nov. 19</u>	
Dallas at Los Angeles (day, FOX)	
Houston at Kansas City (night, ESPN)	
<u>Monday, Nov. 20</u>	
San Francisco at Miami (night, ABC)	

TICKET INFORMATION



THE ASTRODOME

HOUSTON, TEXAS

PER GAME

SEASON

LOGE, SKY CLUB.....	\$38.00	\$380.00
FIELD LEVEL, MEZZANINE,		
UPPER BOXES	\$31.00, \$36.00	\$310.00, \$360.00
LOWER WEST RESERVED,		
PAVILION.....	\$27.00	\$270.00
LOWER EAST RESERVED.....	\$20.00	\$200.00
UPPER RESERVED	\$19.00	\$190.00
(Includes all taxes)		

Tickets for all Oiler home games are available at the Oilers' Ticket Office and at the Astrodome Ticket Office. The Oilers' Ticket Office is located in the lobby of the APC Building at 6910 Fannin Street. Office hours are from 8:30 AM to 5:00 PM Monday through Friday, and from 9:00 AM to 5:00 PM every Saturday before a home game. The Astrodome will call window is located at West Gate A. Tickets are also available at all TicketMaster Corp. locations in Texas and nationwide.

Oiler Ticket Office.....	797-1000
Astrodome Ticket Office	799-9555

DISABLED SEATING

Seating for the physically challenged is available at all Oiler home games on the field, mezzanine, pavilion and loge levels of the Astrodome. For tickets, call the Oiler Ticket Office at (713) 797-1000.



For further assistance and information, pick up a copy of the "Oilers Guide for Disabled Seating" at the Oilers offices, 6910 Fannin, Houston, Texas 77030.

A game-day assistance booth is located at aisle 251 (level 2).

1995 OPPONENTS

September 3, October 1 (H), **Jacksonville Jaguars**; Head Coach, Tom Coughlin; Public Relations, Dan Edwards; Home Field, Gator Bowl; Office Phone, (904) 633-6000.

September 10, December 3 (A), **Pittsburgh Steelers**; Head Coach, Bill Cowher; Public Relations, Rob Boulware; Home Field, Three Rivers Stadium; Office Phone, (412) 323-1200.

September 17, November 5 (A), **Cleveland Browns**; Head Coach, Bill Belichick; Public Relations, Kevin Byrne; Home Field, Cleveland Stadium; Office Phone, (216) 891-5000.

September 24, November 12 (H), **Cincinnati Bengals**; Head Coach, David Shula; Public Relations, Jack Brennan; Home Field, Riverfront Stadium; Office Phone, (513) 621-3550.

October 8, @ **Minnesota Vikings**; Head Coach, Dennis Green; Public Relations, David Pellitier; Home Field, Hubert H. Humphrey Metrodome; Office Phone, (612) 828-6500.

October 22, @ **Chicago Bears**; Head Coach, Dave Wannstadt; Public Relations, Bryan Harlan; Home Field, Soldier Field; Office Phone, (708) 295-6600.

October 29, **Tampa Bay Buccaneers**; Head Coach, Sam Wyche; Public Relations, Chip Namias; Home Field, Tampa Stadium; Office Phone, (813) 870-2700.

November 19, @ **Kansas City Chiefs**; Head Coach, Marty Schottenheimer; Public Relations, Bob Moore; Home Field, Arrowhead Stadium; Office Phone, (816) 924-9300.

November 26, **Denver Broncos**; Head Coach, Mike Shanahan; Public Relations, Jim Saccomano; Home Field, Mile High Stadium; Office Phone, (303) 649-9000.

December 10, **Detroit Lions**; Head Coach, Wayne Fontes; Public Relations, Mike Murray; Home Field, Pontiac Silverdome; Office Phone, (313) 335-4131.

December 17, **New York Jets**; Head Coach, Rich Kotite; Public Relations, Frank Ramos; Home Field, Meadowlands; Office Phone, (516) 538-6600.

December 24, @ **Buffalo Bills**; Head Coach, Marv Levy; Public Relations, Denny Lynch; Home Field, Rich Stadium; Office Phone, (716) 648-1800.



{ BIGGEST TITLE-GAME MARGIN
(1940 Chicago Bears over Washington Redskins, 73-0) }



{ MOST CHAMPIONSHIPS
(Green Bay Packers, 11) }



{ MOST SUPER BOWL APPEARANCES
(Dallas Cowboys, 7) }



{ BEST-SELLING GASOLINE IN THE WORLD
(Shell, 15 million customers every day) }



Shell is a proud sponsor of the NFL.

The team names and helmet logos are trademarks of the teams indicated;
NFL and Super Bowl are trademarks of the National Football League.

LATE SIGNINGS

6' 4", 245, 9th Year

College: Michigan State

H.S.: Hallandale (FL)

Acquired: FA in '95

Born: Aug. 19, 1964

Butch Rolle

Tight End/H-Back



PRO: Joined Oilers in July '95...began NFL career with Bills (1986-91) before moving to Cardinals as Plan B free agent on March 7, 1992...played two seasons (1992-93) for Cards, starting 19 games at H-back.

1993: Saw action in all 16 games for Cardinals (5 starts)...had career-high 67 yards and one TD on ten receptions. **1992:** Started 14 of 16 games at H-back for Cards...had personal-best 13 receptions for 64 yards. **1991:** Caught three passes for 10 yards and two TDs as reserve TE for Bills...had streak of catching 10 consecutive passes for TDs end with five-yard, non-scoring catch vs. Lions (12/22). **1990:** Snared three passes, all for scores, vs. Colts (9/9), at Jets (9/24) and vs. Cardinals (11/11)...had career-high 29 special teams tackles. **1989:** Recorded one reception (1 yard) for TD vs. Bengals (11/26). **1988:** Pulled in pair of passes for scores, 1-yarder vs. Packers (10/30) and 2-yarder vs. Raiders (12/11). **1987:** Grabbed two three-yard scoring passes, vs. Miami (11/29) and at Raiders (12/6). **1986:** Recorded four receptions for 56 yards...drafted by Bills in seventh round (180th overall) in 1986.

Rolle	G/S	Rec.	Yds.	Avg.	LG	TD
Totals	124/21	38	213	5.6	22	11
Playoffs	9/0	0	0	0.0	0	0

6' 2", 242, 8th Year

College: Cal St.-Fullerton

H.S.: Analay (CA)

Acquired: UFA in '95

Born: Feb. 8, 1965

James Thornton

Tight End



PRO: Joined Oilers in July '95...spent five seasons (1988-92) with Bears before moving to Jets as UFA on April 5, 1993...played two years with Jets (1993-94).

1994: Had second-highest reception total of career with 20 for 171 yards...played in 15 games with two starts for Jets. **1993:** Caught 12 passes for 108 yards and two TDs in 13 games for Jets...started games #10-11 for injured Johnny Mitchell...missed games #12-13 (abdomen). **1992:** Spent season on injured reserve with foot injury suffered in preseason...had streak of consecutive games played snapped at 64. **1991:** Started 13 games at TE for Bears, pulling in 17 aerials for 278 yards and one TD...average of 16.4 was best of career. **1990:** Recorded 19 receptions for 254 yards and one TD in 16 starts for Chicago. **1989:** Had most productive season of career, registering 392 yards and three TDs on 24 catches...recorded game highs in receptions (5), yards (94) and long (36) vs. Eagles (10/2). **1988:** Emerged as starting TE in game #4 and made more starts than any other rookie (12)...finished with 15 receptions for 135 yards...drafted by Bears in fourth round (105th overall) in 1988.

Thornton	G/S	Rec.	Yds.	Avg.	LG	TD
Totals	92/61	107	1338	12.5	36	7
Playoffs	5/4	10	135	13.5	25	1

THE ONLY WINNER IN TEXAS HISTORY FOR BEST IN THE U.S.A.



In the prophetic words
of Vince Lombardi himself...
"There is no room for second place.
There's only one place,
and that's first place."



T E C H N I G R A F I K S

713-861-2290

Tomorrow's Printing Technology Today

CATCH ALL THE



ACTION ON



- *3 Hour Pregame*
- *Live Play by Play*
- *2 Hour Postgame*

**GET THE INSIDE SCOOP
ON KTRH SPORTSBEAT**

WITH HOSTS RUSS, RICH AND CHARLIE

6 – 10 PM, Monday – Friday

4 – 7 PM, Saturdays

FEATURING SPECIAL GUESTS

MON – Jeff Fisher and John McClain

WED – Ray Childress and Joel Buchsbaum

THUR – Floyd Reese



*The Official Television Station
of the*



Houston Oilers

*39 KHTV is Houston's Source for
Houston Oiler Preseason Excitement!*

And Coming This Fall...

Seinfeld

**AMERICA'S
MOST
WANTED**

Official '95 Houston Oilers Media Guide